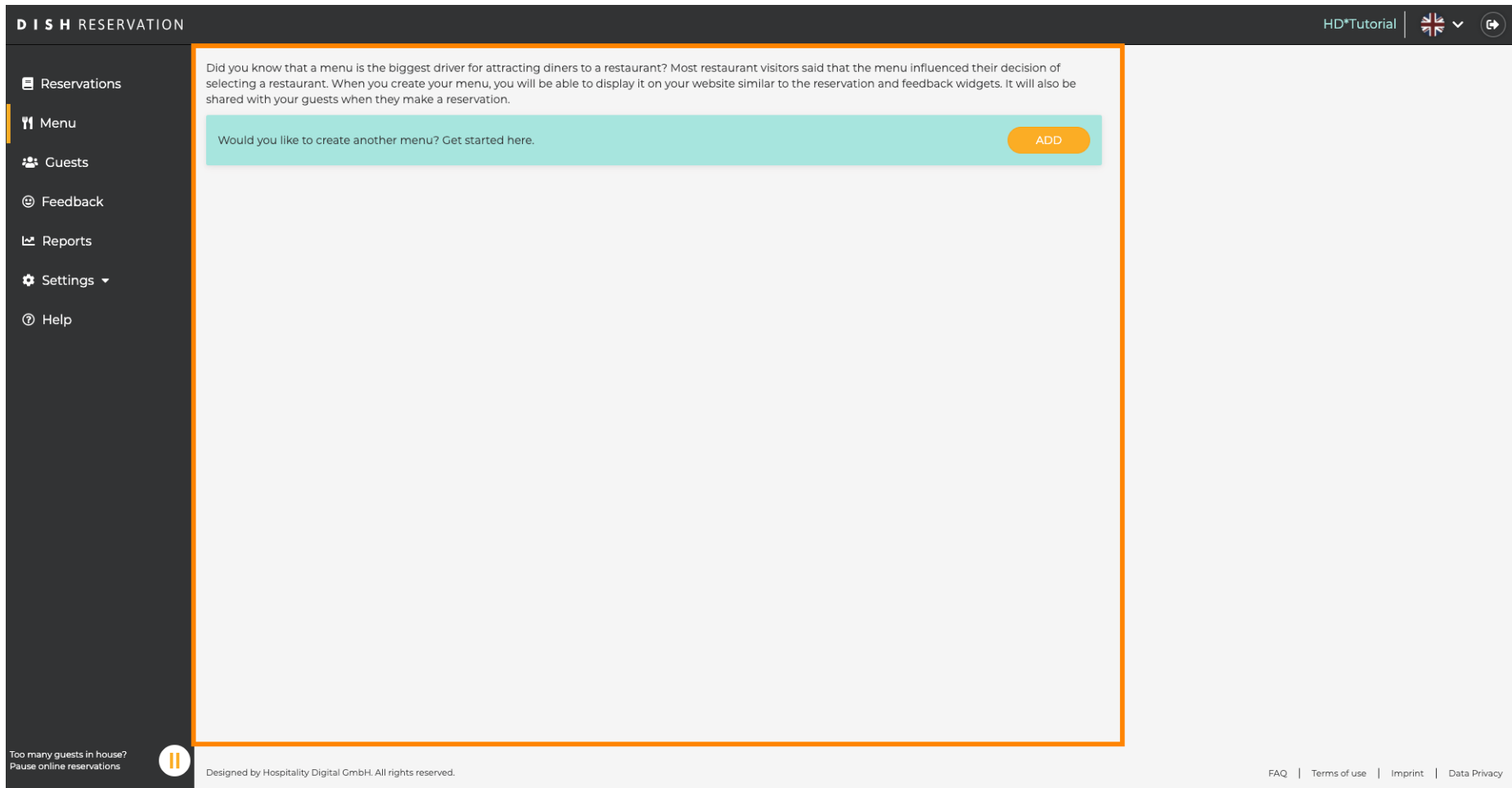


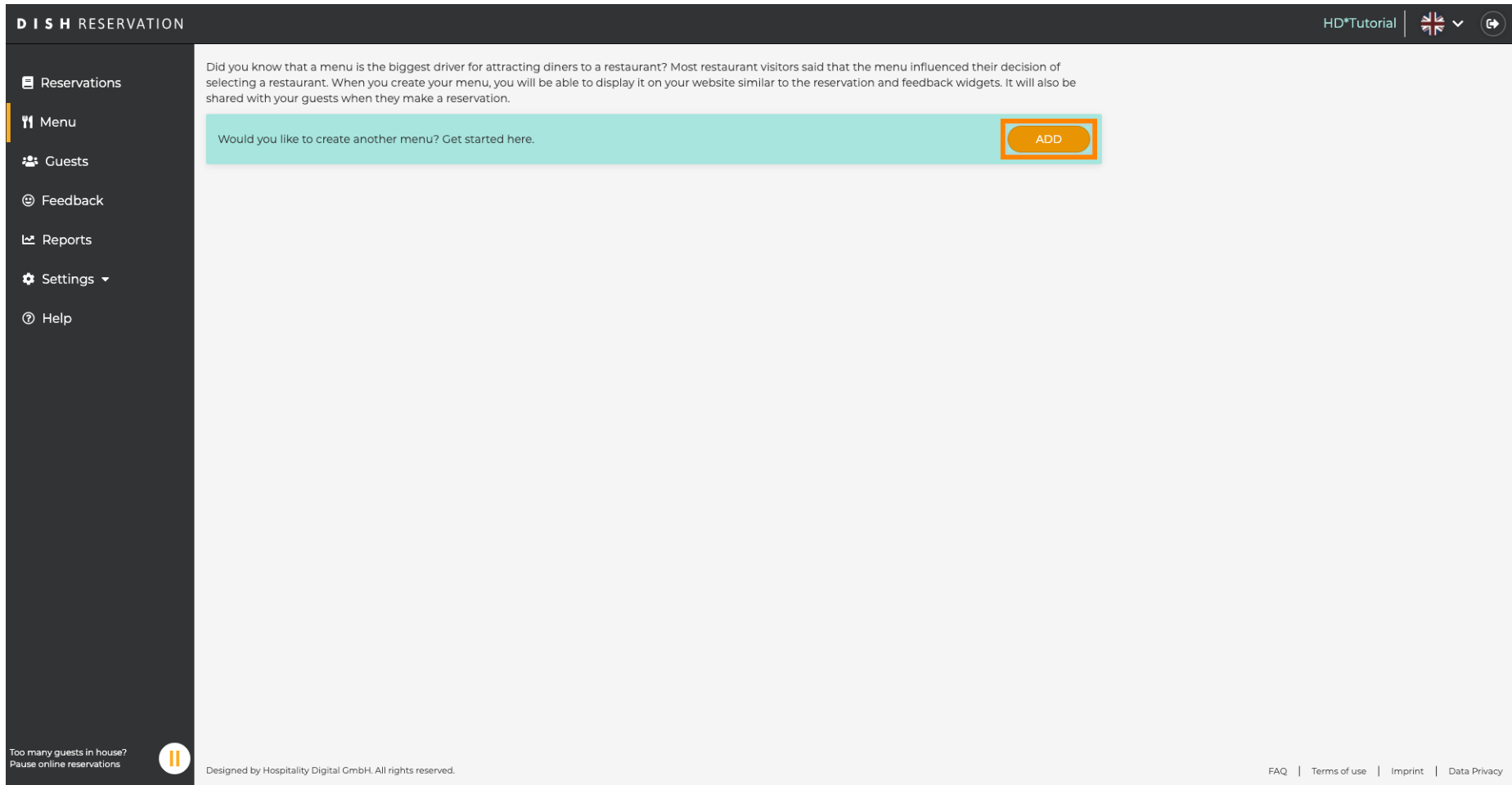


Sie befinden sich nun im **Adminbereich** unter dem Bereich **Menü** . Hier können Sie Menüs erstellen und bestehende bearbeiten.



The screenshot displays the DISH Reservation Admin Panel. The top header shows 'DISH RESERVATION' on the left and 'HD\*Tutorial' with a language selector (UK flag) and a refresh icon on the right. The left sidebar contains a menu with the following items: 'Reservations', 'Menu' (highlighted with an orange bar), 'Guests', 'Feedback', 'Reports', 'Settings' (with a dropdown arrow), and 'Help'. The main content area is titled 'Did you know that a menu is the biggest driver for attracting diners to a restaurant? Most restaurant visitors said that the menu influenced their decision of selecting a restaurant. When you create your menu, you will be able to display it on your website similar to the reservation and feedback widgets. It will also be shared with your guests when they make a reservation.' Below this text is a light blue banner with the message 'Would you like to create another menu? Get started here.' and an orange 'ADD' button. At the bottom left, there is a notification: 'Too many guests in house? Pause online reservations' with a pause icon. The bottom right corner contains the text 'Designed by Hospitality Digital GmbH. All rights reserved.' and a footer with links: 'FAQ | Terms of use | Imprint | Data Privacy'.

 Klicken Sie auf „Hinzufügen“ , um ein neues Menü hinzuzufügen.



The screenshot displays the DISH Reservation Admin Panel. The top navigation bar includes the DISH RESERVATION logo, a user profile 'HD\*Tutorial', a language selector (UK flag), and a refresh icon. The left sidebar contains a menu with the following items: Reservations, Menu (highlighted with an orange bar), Guests, Feedback, Reports, Settings (with a dropdown arrow), and Help. The main content area features a light blue informational box with the text: 'Did you know that a menu is the biggest driver for attracting diners to a restaurant? Most restaurant visitors said that the menu influenced their decision of selecting a restaurant. When you create your menu, you will be able to display it on your website similar to the reservation and feedback widgets. It will also be shared with your guests when they make a reservation.' Below this box is a teal banner with the text 'Would you like to create another menu? Get started here.' and an orange 'ADD' button. At the bottom left, there is a status message: 'Too many guests in house? Pause online reservations' next to a pause icon. The bottom right corner contains the footer text: 'Designed by Hospitality Digital GmbH. All rights reserved.' and a list of links: 'FAQ | Terms of use | Imprint | Data Privacy'.



Klicken Sie auf **das feste Menü**, um es hinzuzufügen.

DISH RESERVATION
HD\*Tutorial

Reservations
Menu
Guests
Feedback
Reports
Settings
Help

Step 1: Choose Menu Type
Does your menu change often? You could decide to have a permanent menu, a daily menu or a limited time menu. The choice is all yours!

Fixed Menu
☒

Your menu is fixed for now and is not changing daily.

Daily Menu
☐

You have a different menu depending on the day of the week.

Select day(s)

Time Menu
☐

You have a different menu for breakfast, lunch, and dinner.

Select time

Special Menu
☐

You have a special / season menu for a limited time period.

Wed, 25/03/2020 - Wed, 25/4

Give it a title:
Business Lunch

Step 2: Define categories
Does your menu have different categories like Appetizers, Soft drinks, Cocktails, Main Course? If yes, list them below.

Would you like to add more categories?

☐ My Menu doesn't have categories!

Too many guests in house?
Pause online reservations

Designed by Hospitality Digital GmbH. All rights reserved.

FAQ
Terms of use
Imprint
Data Privacy



Und dann geben Sie ihm einen **Titel**.

DISH RESERVATION
HD\*Tutorial

Reservations
Menu
Guests
Feedback
Reports
Settings
Help

Step 1: Choose Menu Type
Does your menu change often? You could decide to have a permanent menu, a daily menu or a limited time menu. The choice is all yours!

Fixed Menu
☒

Your menu is fixed for now and is not changing daily.

Daily Menu
☐

You have a different menu depending on the day of the week.

Select day(s)

Time Menu
☐

You have a different menu for breakfast, lunch, and dinner.

Select time

Special Menu
☐

You have a special / season menu for a limited time period.

Wed, 25/03/2020 - Wed, 25/4

Give it a title:

Business Lunch

Step 2: Define categories
Does your menu have different categories like Appetizers, Soft drinks, Cocktails, Main Course? If yes, list them below.

Would you like to add more categories?

ADD

☐ My Menu doesn't have categories!

Too many guests in house?
Pause online reservations

Designed by Hospitality Digital GmbH. All rights reserved.

FAQ | Terms of use | Imprint | Data Privacy



Unter **Kategorien definieren** können mehrere Kategorien zum neuen Menü hinzugefügt werden.  
Hinweis: Sollte das Menü keiner Kategorie angehören, klicken Sie auf „Mein Menü hat keine Kategorien!“

Reservations

Menu

Guests

Feedback

Reports

Settings

Help

HD\*Tutorial

Your menu is fixed for now and is not changing daily.

You have a different menu depending on the day of the week.

Select day(s)

You have a different menu for breakfast, lunch, and dinner.

Select time

You have a special / season menu for a limited time period.

Wed, 25/03/2020 - Wed, 25/c

Give it a title: Business Lunch

Step 2: Define categories

Does your menu have different categories like Appetizers, Soft drinks, Cocktails, Main Course? If yes, list them below.

Medium

Big

Would you like to add more categories?

ADD

☐ My Menu doesn't have categories!

Step 3: Add dishes

Great job, rockstar! We are almost there. One final step and you will be ready to go. Add the dishes inside the categories (if defined) and a description or quantity if you have one. List the price and you are good to go!

You can re-order the categories and dishes as you please.

Medium

Dish name

Dish description

Select Diet

Quantity

Price

↑

↓

Too many guests in house?

Pause online reservations



Unter **Gerichte hinzufügen** fügen Sie Gerichte zum neuen Menü hinzu. Geben Sie folgende Informationen ein: Name des Gerichts, Beschreibung des Gerichts, Diät, Menge und Preis.

DISH RESERVATION
HD\*Tutorial

- Reservations
- Menu**
- Guests
- Feedback
- Reports
- Settings
- Help

quantity if you have one. List the price and you are good to go!  
You can re-order the categories and dishes as you please.

Medium

Spaghetti Bolognese	Spaghetti with Bolognese	Select Diet	1	10,80			
Salad	Salad with raddish	Vegan, Vegetarian	1	6,20			

Would you like to add more dishes?

ADD

Big

Spaghetti Bolognese	Spaghetti with Bolognese	Select Diet	2	16,90			
Salad	Salad with raddish	Vegan, Vegetarian	2	9,80			

Would you like to add more dishes?

ADD

SAVE

Too many guests in house?  
Pause online reservations

Designed by Hospitality Digital GmbH. All rights reserved.

FAQ | Terms of use | Imprint | Data Privacy

Um Ihr neues Menü zu veröffentlichen, klicken Sie auf **SPEICHERN**.

DISH RESERVATION
HD\*Tutorial

- Reservations
- Menu
- Guests
- Feedback
- Reports
- Settings
- Help

quantity if you have one. List the price and you are good to go!  
You can re-order the categories and dishes as you please.

Medium

Spaghetti Bolognese	Spaghetti with Bolognese	Select Diet	1	10,80			
Salad	Salad with raddish	Vegan, Vegetarian	1	6,20			

Would you like to add more dishes?

ADD

Big

Spaghetti Bolognese	Spaghetti with Bolognese	Select Diet	2	16,90			
Salad	Salad with raddish	Vegan, Vegetarian	2	9,80			

Would you like to add more dishes?

ADD

SAVE

Too many guests in house?  
Pause online reservations

Designed by Hospitality Digital GmbH. All rights reserved.

FAQ | Terms of use | Imprint | Data Privacy





Sie können jederzeit entscheiden, ob das Menü aktiv oder inaktiv sein soll, d. h. ob es dem Gast angezeigt wird oder nicht. Nutzen Sie dazu einfach den **Schieberegler** im Menü.

DISH RESERVATION
HD\*Tutorial

Reservations
Menu
Guests
Feedback
Reports
Settings
Help

Did you know that a menu is the biggest driver for attracting diners to a restaurant? Most restaurant visitors said that the menu influenced their decision of selecting a restaurant. When you create your menu, you will be able to display it on your website similar to the reservation and feedback widgets. It will also be shared with your guests when they make a reservation.

Would you like to create another menu? Get started here. [ADD](#)

FIXED MENU

**Business Lunch**

<b>Medium</b>		
Spaghetti Bolognese	1	€10.80
Salad	1	€6.20
<b>Big</b>		
Spaghetti Bolognese	2	€16.90
Salad	2	€9.80

This menu is currently active

Too many guests in house?  
Pause online reservations

Designed by Hospitality Digital GmbH. All rights reserved.



FAQ | Terms of use | Imprint | Data Privacy



Das war's. Sie haben das Tutorial abgeschlossen und wissen nun, wie Sie ein festes Menü hinzufügen.

DISH RESERVATION

HD\*Tutorial

Reservations

Menu

Guests

Feedback

Reports

Settings

Help

Did you know that a menu is the biggest driver for attracting diners to a restaurant? Most restaurant visitors said that the menu influenced their decision of selecting a restaurant. When you create your menu, you will be able to display it on your website similar to the reservation and feedback widgets. It will also be shared with your guests when they make a reservation.

Would you like to create another menu? Get started here.

ADD

FIXED MENU

Business Lunch

Medium

Spaghetti Bolognese

1

€10.80

Salad

1

€6.20

Big

Spaghetti Bolognese

2


€16.90

Salad


2

€9.80

This menu is currently active



Too many guests in house? Pause online reservations



Designed by Hospitality Digital GmbH. All rights reserved.

FAQ

Terms of use

Imprint

Data Privacy

10 von 11



Scannen, um zum interaktiven Player zu gelangen