



Sada ste u **administrativnom oknu** | pod odjeljkom **Izbornik** . Ovdje možete kreirati i uređivati postojeće izbornike.

The screenshot displays the DISH RESERVATION administrative dashboard. The top navigation bar includes the logo 'DISH RESERVATION' on the left and 'HD*Tutorial' with a language selector (UK flag) and a refresh icon on the right. A dark sidebar on the left contains a menu with the following items: Reservations, Menu (highlighted with an orange bar), Guests, Feedback, Reports, Settings (with a dropdown arrow), and Help. The main content area is titled 'Menu' and features an informational text block: 'Did you know that a menu is the biggest driver for attracting diners to a restaurant? Most restaurant visitors said that the menu influenced their decision of selecting a restaurant. When you create your menu, you will be able to display it on your website similar to the reservation and feedback widgets. It will also be shared with your guests when they make a reservation.' Below this text is a light blue call-to-action bar with the text 'Would you like to create another menu? Get started here.' and an orange 'ADD' button. At the bottom left of the dashboard, there is a notification: 'Too many guests in house? Pause online reservations' with a pause icon. The footer contains the text 'Designed by Hospitality Digital GmbH. All rights reserved.' and a list of links: 'FAQ | Terms of use | Imprint | Data Privacy'.



Kliknite na **dodaj** za dodavanje novog izbornika.

The screenshot shows the DISH RESERVATION administrator interface. On the left is a dark sidebar with navigation options: Reservations, Menu (highlighted), Guests, Feedback, Reports, Settings, and Help. The main content area has a dark header with 'DISH RESERVATION' and 'HD*Tutorial' with a language dropdown and a refresh icon. Below the header, there is a light blue informational box with the text: 'Did you know that a menu is the biggest driver for attracting diners to a restaurant? Most restaurant visitors said that the menu influenced their decision of selecting a restaurant. When you create your menu, you will be able to display it on your website similar to the reservation and feedback widgets. It will also be shared with your guests when they make a reservation.' Below this box is a teal banner with the text 'Would you like to create another menu? Get started here.' and an orange 'ADD' button. At the bottom left, there is a status indicator 'Too many guests in house? Pause online reservations' with a pause icon. At the bottom right, there are links for 'FAQ', 'Terms of use', 'Imprint', and 'Data Privacy'. The footer text reads 'Designed by Hospitality Digital GmbH. All rights reserved.'



Pritisnite **fixe d izbornik** da biste ga dodali.

DISH RESERVATION
HD*Tutorial

- Reservations
- Menu
- Guests
- Feedback
- Reports
- Settings ▾
- Help

Step 1: Choose Menu Type
Does your menu change often? You could decide to have a permanent menu, a daily menu or a limited time menu. The choice is all yours!

<div style="border: 2px solid orange; padding: 5px;"> <p>Fixed Menu <input checked="" type="checkbox"/></p> <p>Your menu is fixed for now and is not changing daily.</p> </div>	<p>Daily Menu <input type="checkbox"/></p> <p>You have a different menu depending on the day of the week.</p> <p>Select day(s) ▾</p>	<p>Time Menu <input type="checkbox"/></p> <p>You have a different menu for breakfast, lunch, and dinner.</p> <p>Select time ▾</p>	<p>Special Menu <input type="checkbox"/></p> <p>You have a special / season menu for a limited time period.</p> <p>Wed, 25/03/2020 - Wed, 25/3</p>
--	---	--	---

Give it a title:

Step 2: Define categories
Does your menu have different categories like Appetizers, Soft drinks, Cocktails, Main Course? If yes, list them below.

Would you like to add more categories? ADD

My Menu doesn't have categories!

Too many guests in house? Pause online reservations

Designed by Hospitality Digital GmbH. All rights reserved.

FAQ | Terms of use | Imprint | Data Privacy



I onda mu dajte **naslov**.

DISH RESERVATION
HD*Tutorial

- Reservations
- Menu
- Guests
- Feedback
- Reports
- Settings ▾
- Help

Step 1: Choose Menu Type

Does your menu change often? You could decide to have a permanent menu, a daily menu or a limited time menu. The choice is all yours!

<p>Fixed Menu <input checked="" type="checkbox"/></p> <p>Your menu is fixed for now and is not changing daily.</p>	<p>Daily Menu <input type="checkbox"/></p> <p>You have a different menu depending on the day of the week.</p> <p>Select day(s) ▾</p>	<p>Time Menu <input type="checkbox"/></p> <p>You have a different menu for breakfast, lunch, and dinner.</p> <p>Select time ▾</p>	<p>Special Menu <input type="checkbox"/></p> <p>You have a special / season menu for a limited time period.</p> <p>Wed, 25/03/2020 - Wed, 25/3</p>
---	---	--	---

Give it a title:

Step 2: Define categories

Does your menu have different categories like Appetizers, Soft drinks, Cocktails, Main Course? If yes, list them below.

Would you like to add more categories? ADD

My Menu doesn't have categories!

Too many guests in house? Pause online reservations

Designed by Hospitality Digital GmbH. All rights reserved.

FAQ | Terms of use | Imprint | Data Privacy



Pod **Određivanje kategorija** više kategorija može se dodati novom izborniku. **Napomena: Ako jelovnik ne pripada kategoriji kliknite na "Moj jelovnik nema kategorije!"**

DISH RESERVATION HD*Tutorial

- Reservations
- Menu**
- Guests
- Feedback
- Reports
- Settings
- Help

Your menu is fixed for now and is not changing daily.

You have a different menu depending on the day of the week.

Select day(s)

You have a different menu for breakfast, lunch, and dinner.

Select time

You have a special / season menu for a limited time period.

Wed, 25/03/2020 - Wed, 25/3

Give it a title: Business Lunch

Step 2: Define categories
Does your menu have different categories like Appetizers, Soft drinks, Cocktails, Main Course? If yes, list them below.

Medium

Big

Would you like to add more categories?

My Menu doesn't have categories!

Step 3: Add dishes
Great job, rockstar! We are almost there. One final step and you will be ready to go. Add the dishes inside the categories (if defined) and a description or quantity if you have one. List the price and you are good to go!
You can re-order the categories and dishes as you please.

Medium

Dish name	Dish description	Select Diet	Quantity	Price			
<input type="text"/>	<input type="text"/>	<input type="text"/>	<input type="text"/>	<input type="text"/>	<input type="button" value=""/>	<input type="button" value="↑"/>	<input type="button" value="↓"/>

Too many guests in house? Pause online reservations



Pod **Dodaj jela** dodajete jela u novi jelovnik. Unesite sljedeće podatke: naziv jela, opis jela, način prehrane, količinu i cijenu.

quantity if you have one. List the price and you are good to go!
You can re-order the categories and dishes as you please.

Medium

Spaghetti Bolognese	Spaghetti with Bolognese	Select Diet	1	10,80	🗑️ ⬆️ ⬇️
Salad	Salad with raddish	Vegan, Vegetarian	1	6,20	🗑️ ⬆️ ⬇️

Would you like to add more dishes? ADD

Big

Spaghetti Bolognese	Spaghetti with Bolognese	Select Diet	2	16,90	🗑️ ⬆️ ⬇️
Salad	Salad with raddish	Vegan, Vegetarian	2	9,80	🗑️ ⬆️ ⬇️

Would you like to add more dishes? ADD

SAVE

Too many guests in house?
Pause online reservations

Designed by Hospitality Digital GmbH. All rights reserved.

FAQ | Terms of use | Imprint | Data Privacy



Za objavu novog jelovnika kliknite na **SPREMI**.

The screenshot shows the 'DISH RESERVATION' admin interface. On the left is a dark sidebar with navigation options: Reservations, Menu, Guests, Feedback, Reports, Settings, and Help. The main content area is titled 'Medium' and 'Big', representing menu categories. Each category contains a list of dishes with their names, diet options, quantities, and prices. Below each list is an 'ADD' button. At the bottom right of the main area is a large orange 'SAVE' button. The top right corner shows 'HD*Tutorial' and a language selector.

quantity if you have one. List the price and you are good to go!
You can re-order the categories and dishes as you please.

Medium

Spaghetti Bolognese	Spaghetti with Bolognese	Select Diet	1	10,80	🗑️ ⬆️ ⬇️
Salad	Salad with raddish	Vegan, Vegetarian	1	6,20	🗑️ ⬆️ ⬇️

Would you like to add more dishes? ADD

Big

Spaghetti Bolognese	Spaghetti with Bolognese	Select Diet	2	16,90	🗑️ ⬆️ ⬇️
Salad	Salad with raddish	Vegan, Vegetarian	2	9,80	🗑️ ⬆️ ⬇️

Would you like to add more dishes? ADD

SAVE



Too many guests in house?
Pause online reservations








Designed by Hospitality Digital GmbH. All rights reserved.

FAQ | Terms of use | Imprint | Data Privacy



Uvijek možete odlučiti hoćete li jelovnike aktivirati ili neaktivirati, što rezultira hoće li se prikazati gostu ili ne. Da biste to učinili, jednostavno koristite **klizač** izbornika.



DISH RESERVATION
HD*Tutorial |  | 









-  Reservations
-  Menu
-  Guests
-  Feedback
-  Reports
-  Settings ▾
-  Help


Did you know that a menu is the biggest driver for attracting diners to a restaurant? Most restaurant visitors said that the menu influenced their decision of selecting a restaurant. When you create your menu, you will be able to display it on your website similar to the reservation and feedback widgets. It will also be shared with your guests when they make a reservation.


Would you like to create another menu? Get started here. ADD

▼ FIXED MENU

Business Lunch  

Medium		
Spaghetti Bolognese 	1	€10.80
Salad   	1	€6.20
Big		
Spaghetti Bolognese 	2	€16.90
Salad   	2	€9.80

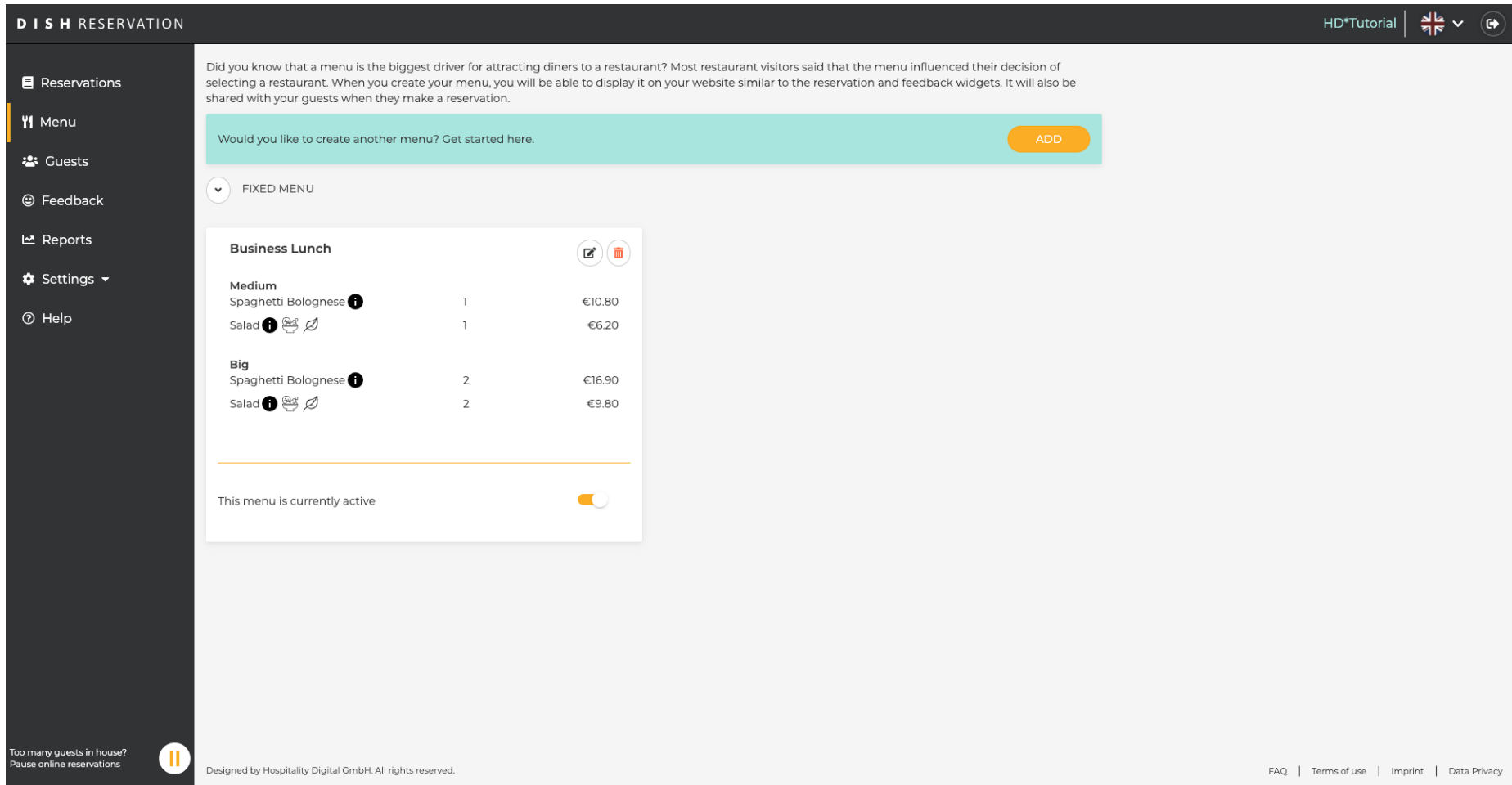
This menu is currently active 



Too many guests in house?
 Pause online reservations 

Designed by Hospitality Digital GmbH. All rights reserved.

[FAQ](#) | [Terms of use](#) | [Imprint](#) | [Data Privacy](#)

 To je to. Završili ste poduku i sada znate kako dodati fiksni izbornik.



DISH RESERVATION HD*Tutorial |  | 

Reservations

Menu

Guests

Feedback

Reports



Settings ▾









Help

Did you know that a menu is the biggest driver for attracting diners to a restaurant? Most restaurant visitors said that the menu influenced their decision of selecting a restaurant. When you create your menu, you will be able to display it on your website similar to the reservation and feedback widgets. It will also be shared with your guests when they make a reservation.


Would you like to create another menu? Get started here. [ADD](#)

FIXED MENU

Business Lunch  

Item	Quantity	Price
Medium		
Spaghetti Bolognese 	1	€10.80
Salad   	1	€6.20
Big		
Spaghetti Bolognese 	2	€16.90
Salad   	2	€9.80

This menu is currently active

Too many guests in house? Pause online reservations 

Designed by Hospitality Digital GmbH. All rights reserved.

[FAQ](#) | [Terms of use](#) | [Imprint](#) | [Data Privacy](#)



Skenirajte za odlazak na interaktivni player