



Most az adminisztrációs panelen a **Menü** szakaszban van . Itt létrehozhat és szerkeszthet meglévő menüket.

The screenshot displays the DISH RESERVATION admin interface. The top navigation bar includes the logo, the text 'DISH RESERVATION', and user information 'HD\*Tutorial' with a language selector (UK flag) and a refresh icon. The left sidebar contains a menu with items: Reservations, Menu (highlighted), Guests, Feedback, Reports, Settings, and Help. The main content area features an informational text block: 'Did you know that a menu is the biggest driver for attracting diners to a restaurant? Most restaurant visitors said that the menu influenced their decision of selecting a restaurant. When you create your menu, you will be able to display it on your website similar to the reservation and feedback widgets. It will also be shared with your guests when they make a reservation.' Below this text is a light blue call-to-action bar with the text 'Would you like to create another menu? Get started here.' and an orange 'ADD' button. At the bottom left, there is a notification: 'Too many guests in house? Pause online reservations' with a pause icon. The footer contains the text 'Designed by Hospitality Digital GmbH. All rights reserved.' and a list of links: 'FAQ | Terms of use | Imprint | Data Privacy'.



Új menü hozzáadásához kattintson **a Hozzáadás gombra** .

The screenshot displays the DISH RESERVATION administrative dashboard. On the left is a dark sidebar with navigation options: Reservations, Menu (highlighted), Guests, Feedback, Reports, Settings, and Help. The main content area features a teal informational banner with the text: "Did you know that a menu is the biggest driver for attracting diners to a restaurant? Most restaurant visitors said that the menu influenced their decision of selecting a restaurant. When you create your menu, you will be able to display it on your website similar to the reservation and feedback widgets. It will also be shared with your guests when they make a reservation." Below this banner is a light blue call-to-action box containing the text "Would you like to create another menu? Get started here." and a prominent orange "ADD" button. The top right of the dashboard shows the user "HD\*Tutorial" and a language selector set to English. The bottom left corner includes a status indicator "Too many guests in house? Pause online reservations" and a pause icon. The bottom right corner contains the footer text "Designed by Hospitality Digital GmbH. All rights reserved." and links for "FAQ | Terms of use | Imprint | Data Privacy".



Kattintson a **fixe d menüre** a hozzáadáshoz.

DISH RESERVATION
HD\*Tutorial

- Reservations
- Menu
- Guests
- Feedback
- Reports
- Settings ▾
- Help

**Step 1: Choose Menu Type**  
Does your menu change often? You could decide to have a permanent menu, a daily menu or a limited time menu. The choice is all yours!

<div style="border: 2px solid orange; padding: 5px;"> <p><b>Fixed Menu</b> <input checked="" type="checkbox"/></p> <p>Your menu is fixed for now and is not changing daily.</p> </div>	<p><b>Daily Menu</b> <input type="checkbox"/></p> <p>You have a different menu depending on the day of the week.</p> <p>Select day(s) ▾</p>	<p><b>Time Menu</b> <input type="checkbox"/></p> <p>You have a different menu for breakfast, lunch, and dinner.</p> <p>Select time ▾</p>	<p><b>Special Menu</b> <input type="checkbox"/></p> <p>You have a special / season menu for a limited time period.</p> <p>Wed, 25/03/2020 - Wed, 25/3</p>
--	---	--	---

Give it a title:

---

**Step 2: Define categories**  
Does your menu have different categories like Appetizers, Soft drinks, Cocktails, Main Course? If yes, list them below.

Would you like to add more categories? ADD

My Menu doesn't have categories!

Too many guests in house?  
Pause online reservations

Designed by Hospitality Digital GmbH. All rights reserved.

[FAQ](#) | [Terms of use](#) | [Imprint](#) | [Data Privacy](#)



És akkor adj neki egy címet .

DISH RESERVATION
HD\*Tutorial

- Reservations
- Menu
- Guests
- Feedback
- Reports
- Settings ▾
- Help

**Step 1: Choose Menu Type**

Does your menu change often? You could decide to have a permanent menu, a daily menu or a limited time menu. The choice is all yours!

<p><b>Fixed Menu</b> <input checked="" type="checkbox"/></p> <p>Your menu is fixed for now and is not changing daily.</p>	<p><b>Daily Menu</b> <input type="checkbox"/></p> <p>You have a different menu depending on the day of the week.</p> <p>Select day(s) ▾</p>	<p><b>Time Menu</b> <input type="checkbox"/></p> <p>You have a different menu for breakfast, lunch, and dinner.</p> <p>Select time ▾</p>	<p><b>Special Menu</b> <input type="checkbox"/></p> <p>You have a special / season menu for a limited time period.</p> <p>Wed, 25/03/2020 - Wed, 25/3</p>
---	---	--	---

Give it a title:

---

**Step 2: Define categories**

Does your menu have different categories like Appetizers, Soft drinks, Cocktails, Main Course? If yes, list them below.

Would you like to add more categories? ADD

My Menu doesn't have categories!

Too many guests in house? Pause online reservations

Designed by Hospitality Digital GmbH. All rights reserved.

FAQ | Terms of use | Imprint | Data Privacy



**A Kategóriák meghatározása** alatt több kategória is hozzáadható az új menühöz. **Megjegyzés: Ha a menü nem tartozik egy kategóriába, kattintson a "Menümnek nincsenek kategóriái!"**

**DISH RESERVATION** HD\*Tutorial

- Reservations
- Menu**
- Guests
- Feedback
- Reports
- Settings
- Help

Your menu is fixed for now and is not changing daily.

You have a different menu depending on the day of the week.

You have a different menu for breakfast, lunch, and dinner.

You have a special / season menu for a limited time period.

Give it a title:

**Step 2: Define categories**  
Does your menu have different categories like Appetizers, Soft drinks, Cocktails, Main Course? If yes, list them below.

Would you like to add more categories?

My Menu doesn't have categories!

**Step 3: Add dishes**  
Great job, rockstar! We are almost there. One final step and you will be ready to go. Add the dishes inside the categories (if defined) and a description or quantity if you have one. List the price and you are good to go!  
You can re-order the categories and dishes as you please.

Medium

Dish name	Dish description	Select Diet	Quantity	Price	🗑️	⬆️	⬆️
<input type="text"/>	<input type="text"/>	<input type="text"/>	<input type="text"/>	<input type="text"/>	<input type="button" value="🗑️"/>	<input type="button" value="⬆️"/>	<input type="button" value="⬆️"/>

Too many guests in house? Pause online reservations



**Az Ételek hozzáadása** alatt ételeket ad hozzá az új menühöz. Adja meg a következő adatokat: étel neve, étel leírása, étrend, mennyiség és ár.

The screenshot displays the 'DISH RESERVATION' management interface. On the left is a dark sidebar with navigation options: Reservations, Menu, Guests, Feedback, Reports, Settings, and Help. The main content area shows two menu sections, 'Medium' and 'Big', each containing a list of dishes. Each dish entry includes a name, a description, a diet selection dropdown, a quantity input field, a price field, and action icons (delete, up, down). Below each list is an 'ADD' button. At the bottom right of the main area is a 'SAVE' button. The interface also includes a top navigation bar with 'HD\*Tutorial', a language selector (UK flag), and a refresh icon. A footer contains copyright information, a pause button for reservations, and links for FAQ, Terms of use, Imprint, and Data Privacy.

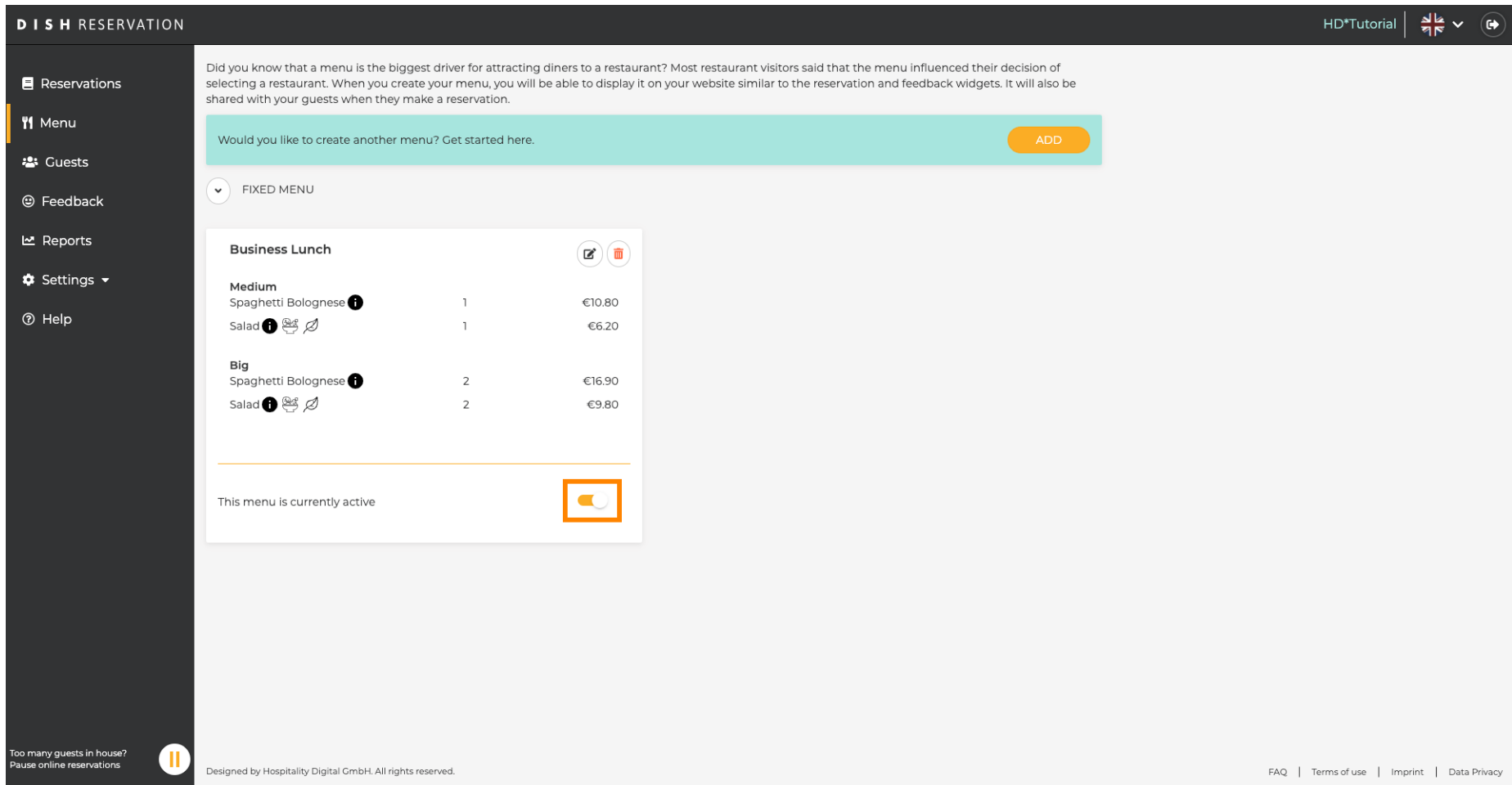
Menu Type	Dish Name	Description	Diet	Quantity	Price
Medium	Spaghetti Bolognese	Spaghetti with Bolognese	Select Diet	1	10,80
	Salad	Salad with raddish	Vegan, Vegetarian	1	6,20
Big	Spaghetti Bolognese	Spaghetti with Bolognese	Select Diet	2	16,90
	Salad	Salad with raddish	Vegan, Vegetarian	2	9,80



Az új menü közzétételéhez kattintson a **MENTÉS** gombra .

The screenshot displays the 'DISH RESERVATION' management interface. On the left is a dark sidebar with navigation options: Reservations, Menu, Guests, Feedback, Reports, Settings, and Help. The main content area is titled 'Medium' and 'Big' for different menu categories. Each category has a list of items with input fields for name, diet, quantity, and price, along with delete, up, and down arrows. Below each list is an 'ADD' button. At the bottom right, a large orange 'SAVE' button is highlighted. The top right corner shows 'HD\*Tutorial' and a language selector. The bottom left has a warning icon and text: 'Too many guests in house? Pause online reservations'. The bottom right has links for 'FAQ | Terms of use | Imprint | Data Privacy'.



Mindig eldöntheti, hogy a menü aktív vagy inaktív legyen, ami azt eredményezi, hogy megjelennek-e a vendég számára vagy sem. Ehhez egyszerűen használja a menü **csúszkáját**.














**DISH RESERVATION** HD\*Tutorial |  | 


Did you know that a menu is the biggest driver for attracting diners to a restaurant? Most restaurant visitors said that the menu influenced their decision of selecting a restaurant. When you create your menu, you will be able to display it on your website similar to the reservation and feedback widgets. It will also be shared with your guests when they make a reservation.

Would you like to create another menu? Get started here. [ADD](#)

FIXED MENU

Business Lunch <span style="float: right;"> </span>			
<b>Medium</b>			
Spaghetti Bolognese 	1		€10.80
Salad   	1		€6.20
<b>Big</b>			
Spaghetti Bolognese 	2		€16.90
Salad   	2		€9.80

This menu is currently active 


Too many guests in house?  Pause online reservations



Designed by Hospitality Digital GmbH. All rights reserved. FAQ | Terms of use | Imprint | Data Privacy





Ennyi. Befejezte az oktatóprogramot, és most már tudja, hogyan adhat hozzá rögzített menüt.











**DISH RESERVATION** HD\*Tutorial |  | 


Did you know that a menu is the biggest driver for attracting diners to a restaurant? Most restaurant visitors said that the menu influenced their decision of selecting a restaurant. When you create your menu, you will be able to display it on your website similar to the reservation and feedback widgets. It will also be shared with your guests when they make a reservation.

Would you like to create another menu? Get started here. [ADD](#)

FIXED MENU

Business Lunch				
<b>Medium</b>				
Spaghetti Bolognese	1	€10.80		
Salad	1	€6.20	 	
<b>Big</b>				
Spaghetti Bolognese	2	€16.90		
Salad	2	€9.80	 	

This menu is currently active

Too many guests in house? Pause online reservations 

Designed by Hospitality Digital GmbH. All rights reserved. FAQ | Terms of use | Imprint | Data Privacy



Szkennelés az interaktív lejátszó megnyitásához