



Sie befinden sich nun im **Admin-Bereich** im Bereich **Menü**. Hier können Sie Menüs erstellen und bestehende bearbeiten.

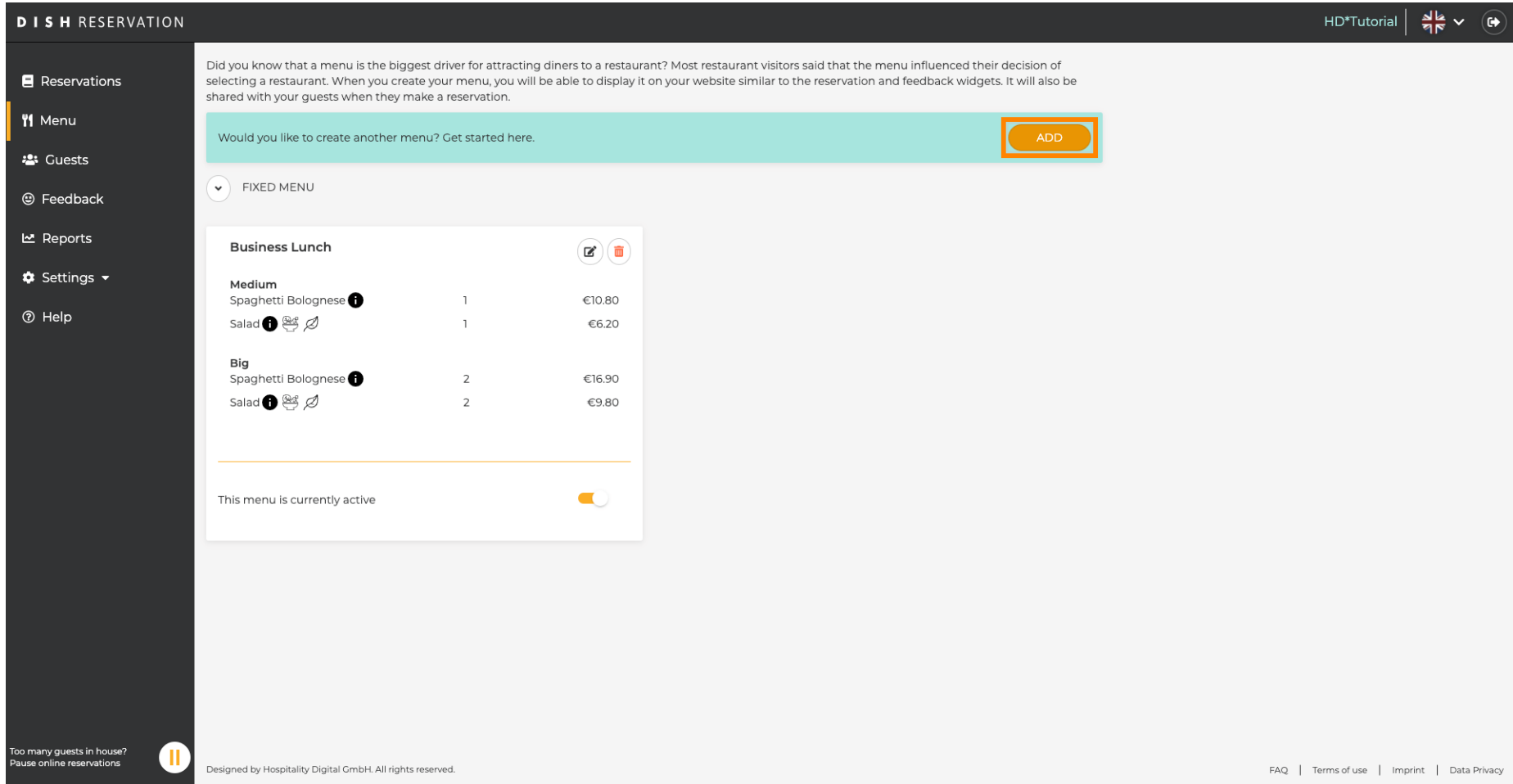
The screenshot shows the DISH Reservation Admin Panel interface. On the left is a dark sidebar with navigation options: Reservations, Menu (highlighted), Guests, Feedback, Reports, Settings, and Help. The main content area has a header with 'DISH RESERVATION' and 'HD*Tutorial' with a language selector. Below the header is an informational text block about menus, followed by a teal banner asking 'Would you like to create another menu? Get started here.' with an 'ADD' button. A dropdown menu is open, showing 'FIXED MENU' selected. Underneath, a 'Business Lunch' menu item is displayed with a table of items:

Business Lunch			
Medium			
Spaghetti Bolognese	1		€10.80
Salad	1		€6.20
Big			
Spaghetti Bolognese	2		€16.90
Salad	2		€9.80

At the bottom of the menu item, there is a toggle switch labeled 'This menu is currently active' which is currently turned on.

Footer information includes: 'Too many guests in house? Pause online reservations', 'Designed by Hospitality Digital GmbH. All rights reserved.', and links for 'FAQ | Terms of use | Imprint | Data Privacy'.

 Klicken Sie auf „Hinzufügen“, um ein neues Menü hinzuzufügen.



The screenshot shows the DISH Reservation Admin Panel. The top navigation bar includes the DISH RESERVATION logo, user information (HD*Tutorial), a language dropdown (UK flag), and a refresh icon. The left sidebar contains navigation links: Reservations, Menu (highlighted), Guests, Feedback, Reports, Settings, and Help. The main content area features a teal banner with the text "Would you like to create another menu? Get started here." and an orange "ADD" button. Below this is a section for "FIXED MENU" with a dropdown arrow. A card titled "Business Lunch" displays a table of menu items:

Item	Quantity	Price
Medium		
Spaghetti Bolognese ⓘ	1	€10.80
Salad ⓘ 🍴 🌿	1	€6.20
Big		
Spaghetti Bolognese ⓘ	2	€16.90
Salad ⓘ 🍴 🌿	2	€9.80

At the bottom of the card, there is a toggle switch labeled "This menu is currently active" which is currently turned on. The footer contains a notification "Too many guests in house? Pause online reservations" with a pause icon, the text "Designed by Hospitality Digital GmbH. All rights reserved.", and links for "FAQ | Terms of use | Imprint | Data Privacy".



Klicken Sie auf „Tagesmenü“, um es hinzuzufügen, und wählen Sie den/die Tag(e) aus, an dem/denen das Menü gilt.

DISH RESERVATION HD*Tutorial | |

- Reservations
- Menu**
- Guests
- Feedback
- Reports
- Settings ▾
- Help

Step 1: Choose Menu Type
Does your menu change often? You could decide to have a permanent menu, a daily menu or a limited time menu. The choice is all yours!

<p>Fixed Menu <input type="checkbox"/></p> <p>Your menu is fixed for now and is not changing daily.</p>	<p>Daily Menu <input checked="" type="checkbox"/></p> <p>You have a different menu depending on the day of the week.</p> <p>Mon, Tue, Wed, Thu, Fri ▾</p>	<p>Time Menu <input type="checkbox"/></p> <p>You have a different menu for breakfast, lunch, and dinner.</p> <p>Select time ▾</p>	<p>Special Menu <input type="checkbox"/></p> <p>You have a special / season menu for a limited time period.</p> <p>Wed, 25/03/2020 - Wed, 25/3</p>
--	--	--	---

Give it a title:

Step 2: Define categories
Does your menu have different categories like Appetizers, Soft drinks, Cocktails, Main Course? If yes, list them below.

Would you like to add more categories? ADD

My Menu doesn't have categories!

Too many guests in house? Pause online reservations
FAQ | Terms of use | Imprint | Data Privacy

Designed by Hospitality Digital GmbH. All rights reserved.

Und geben Sie dann den **Titel** des neuen Menüs ein.

DISH RESERVATION HD*Tutorial | |

- Reservations
- Menu**
- Guests
- Feedback
- Reports
- Settings ▾
- Help

Step 1: Choose Menu Type
Does your menu change often? You could decide to have a permanent menu, a daily menu or a limited time menu. The choice is all yours!

Fixed Menu

Your menu is fixed for now and is not changing daily.

Daily Menu

You have a different menu depending on the day of the week.

Mon, Tue, Wed, Thu, Fri ▾

Time Menu

You have a different menu for breakfast, lunch, and dinner.

Select time ▾

Special Menu

You have a special / season menu for a limited time period.

Wed, 25/03/2020 - Wed, 25/3

Give it a title:

Step 2: Define categories
Does your menu have different categories like Appetizers, Soft drinks, Cocktails, Main Course? If yes, list them below.

Would you like to add more categories? ADD

My Menu doesn't have categories!

Too many guests in house? Pause online reservations

Designed by Hospitality Digital GmbH. All rights reserved. FAQ | Terms of use | Imprint | Data Privacy



Unter **Kategorien definieren** können mehrere Kategorien zum neuen Menü hinzugefügt werden.
Hinweis: Sollte das Menü keiner Kategorie angehören, klicken Sie auf „Mein Menü hat keine Kategorien!“

DISH RESERVATION
HD*Tutorial

- Reservations
- Menu
- Guests
- Feedback
- Reports
- Settings ▾
- Help

Step 1: Choose Menu Type
Does your menu change often? You could decide to have a permanent menu, a daily menu or a limited time menu. The choice is all yours!

Fixed Menu

Your menu is fixed for now and is not changing daily.

Daily Menu

You have a different menu depending on the day of the week.

Mon, Tue, Wed, Thu, Fri ▾

Time Menu

You have a different menu for breakfast, lunch, and dinner.

Select time ▾

Special Menu

You have a special / season menu for a limited time period.

Wed, 25/03/2020 - Wed, 25/3

Give it a title:

Step 2: Define categories
Does your menu have different categories like Appetizers, Soft drinks, Cocktails, Main Course? If yes, list them below.

Would you like to add more categories? ADD

My Menu doesn't have categories!

Step 3: Add dishes
Great job, rockstar! We are almost there. One final step and you will be ready to go. Add the dishes inside the categories (if defined) and a description or quantity if you have one. List the price and you are good to go!
You can re-order the categories and dishes as you please.

Salads ☰

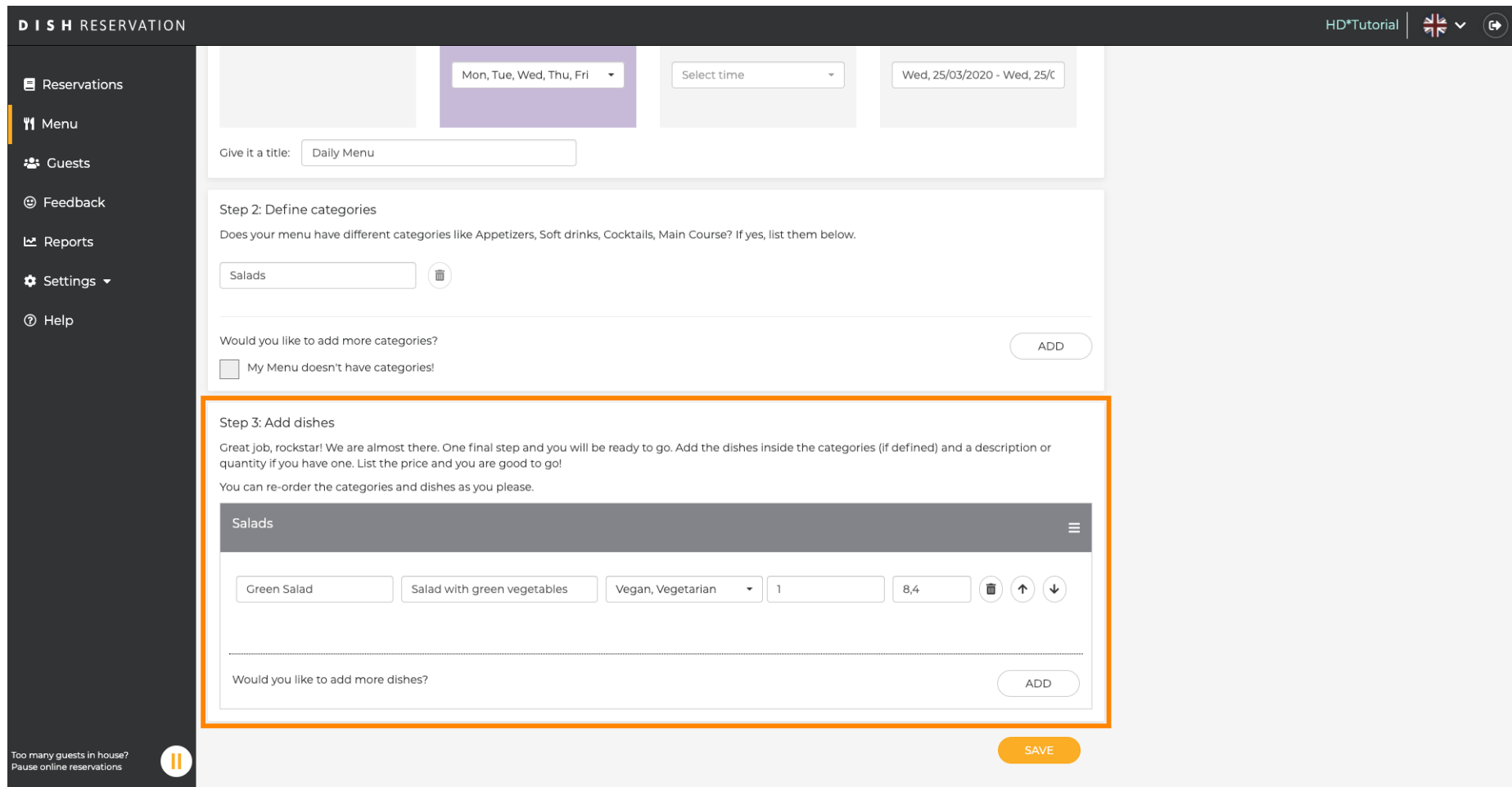
Dish name	Dish description	Select Diet	Quantity	Price	
<input type="text"/>	<input type="text"/>	<input type="text"/>	<input type="text"/>	<input type="text"/>	

Too many guests in house?
Pause online reservations





Unter **Gerichte hinzufügen** fügen Sie Gerichte zum neuen Menü hinzu. Geben Sie folgende Informationen ein: Name des Gerichts, Beschreibung des Gerichts, Diät, Menge und Preis.



The screenshot shows the 'DISH RESERVATION' admin interface. The left sidebar contains navigation options: Reservations, Menu, Guests, Feedback, Reports, Settings, and Help. The main content area is titled 'Step 3: Add dishes' and is highlighted with an orange border. It includes instructions for adding dishes to categories and a table for the 'Salads' category. The table has columns for dish name, description, dietary restrictions, quantity, and price. A 'SAVE' button is visible at the bottom right.

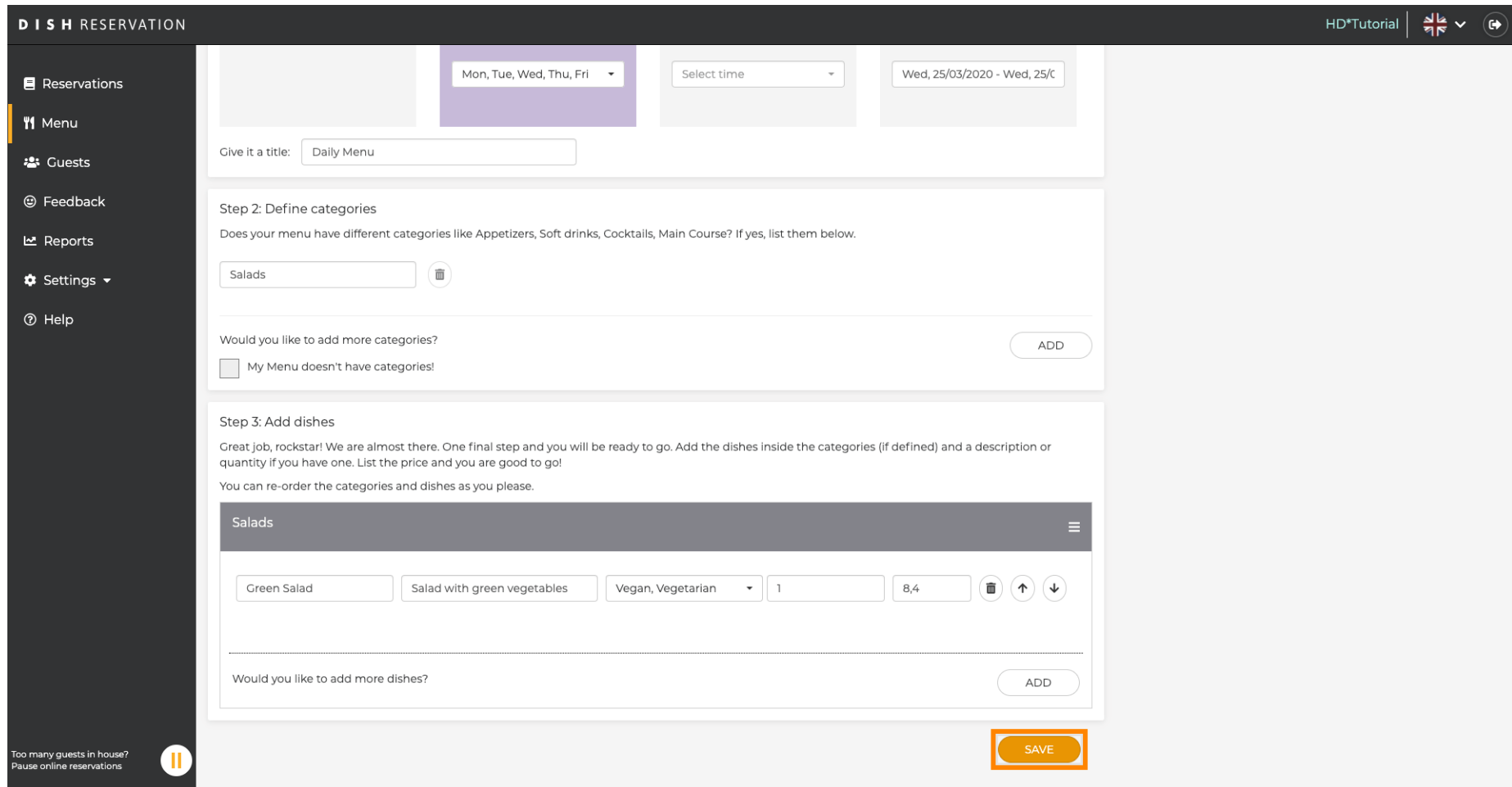
Step 3: Add dishes
Great job, rockstar! We are almost there. One final step and you will be ready to go. Add the dishes inside the categories (if defined) and a description or quantity if you have one. List the price and you are good to go!
You can re-order the categories and dishes as you please.

Salads					
Green Salad	Salad with green vegetables	Vegan, Vegetarian	1	8,4	🗑️ ⬆️ ⬇️

Would you like to add more dishes? ADD

Too many guests in house? Pause online reservations ⏸️ SAVE

Um Ihr neues Menü zu veröffentlichen, klicken Sie auf **SPEICHERN**.



The screenshot shows the DISH Reservation Admin Panel interface. The top navigation bar includes the DISH RESERVATION logo, a user profile 'HD*Tutorial', a language selector (UK flag), and a refresh icon. The left sidebar contains navigation links: Reservations, Menu (highlighted), Guests, Feedback, Reports, Settings, and Help.

The main content area is divided into several sections:

- Header:** A purple dropdown menu is set to 'Mon, Tue, Wed, Thu, Fri'. A 'Select time' dropdown is empty. A date range is set to 'Wed, 25/03/2020 - Wed, 25/3'.
- Title:** A text input field contains 'Daily Menu'.
- Step 2: Define categories:** A text input field contains 'Salads' with a trash icon to its right. Below it, a question asks 'Would you like to add more categories?' with an 'ADD' button. A checkbox labeled 'My Menu doesn't have categories!' is currently unchecked.
- Step 3: Add dishes:** A section titled 'Salads' contains a table of dishes:

Salads					
Green Salad	Salad with green vegetables	Vegan, Vegetarian	1	8,4	Trash, Up, Down arrows

 Below the table, another question asks 'Would you like to add more dishes?' with an 'ADD' button.
- Bottom:** A prominent orange 'SAVE' button is located at the bottom right of the main content area.

In the bottom left corner, there is a notification: 'Too many guests in house? Pause online reservations' with a pause icon.



Sie können das Menü jederzeit aktivieren oder deaktivieren, d. h., es wird dem Gast angezeigt oder nicht. Nutzen Sie dazu einfach den **Schieberegl** im Menü.

The screenshot displays the DISH Reservation Admin Panel interface. On the left is a dark sidebar with navigation options: Reservations, Menu, Guests, Feedback, Reports, Settings, and Help. The main content area shows a teal banner at the top with the text "Would you like to create another menu? Get started here." and an "ADD" button. Below this, there are two menu sections:

- FIXED MENU**: Contains a "Business Lunch" menu. It lists two options: "Medium" (Spaghetti Bolognese and Salad) and "Big" (Spaghetti Bolognese and Salad). Each item has a quantity, a price, and an information icon. Below the items is a toggle switch labeled "This menu is currently active" which is turned on.
- DAILY MENU**: Contains a "Daily Menu" section. It lists "Salads" (Green Salad) with a quantity of 1 and a price of €8.40. Below the items is a toggle switch labeled "This menu is currently inactive" which is turned off. This toggle switch is highlighted with an orange square.

At the bottom left of the sidebar, there is a notification: "Too many guests in house? Pause online reservations" with a pause icon.



Das war's. Du hast das Tutorial abgeschlossen und weißt nun, wie du ein Tagesmenü hinzufügst.

DISH RESERVATION HD*Tutorial |

Would you like to create another menu? Get started here. [ADD](#)

FIXED MENU

Business Lunch

Medium

Spaghetti Bolognese	1	€10.80
Salad	1	€6.20

Big

Spaghetti Bolognese	2	€16.90
Salad	2	€9.80

This menu is currently active

DAILY MENU

Daily Menu

Available on Monday, Tuesday, Wednesday, Thursday, Friday

Salads

Green Salad	1	€8.40
-------------	---	-------

This menu is currently inactive

Too many guests in house? Pause online reservations



Scannen, um zum interaktiven Player zu gelangen