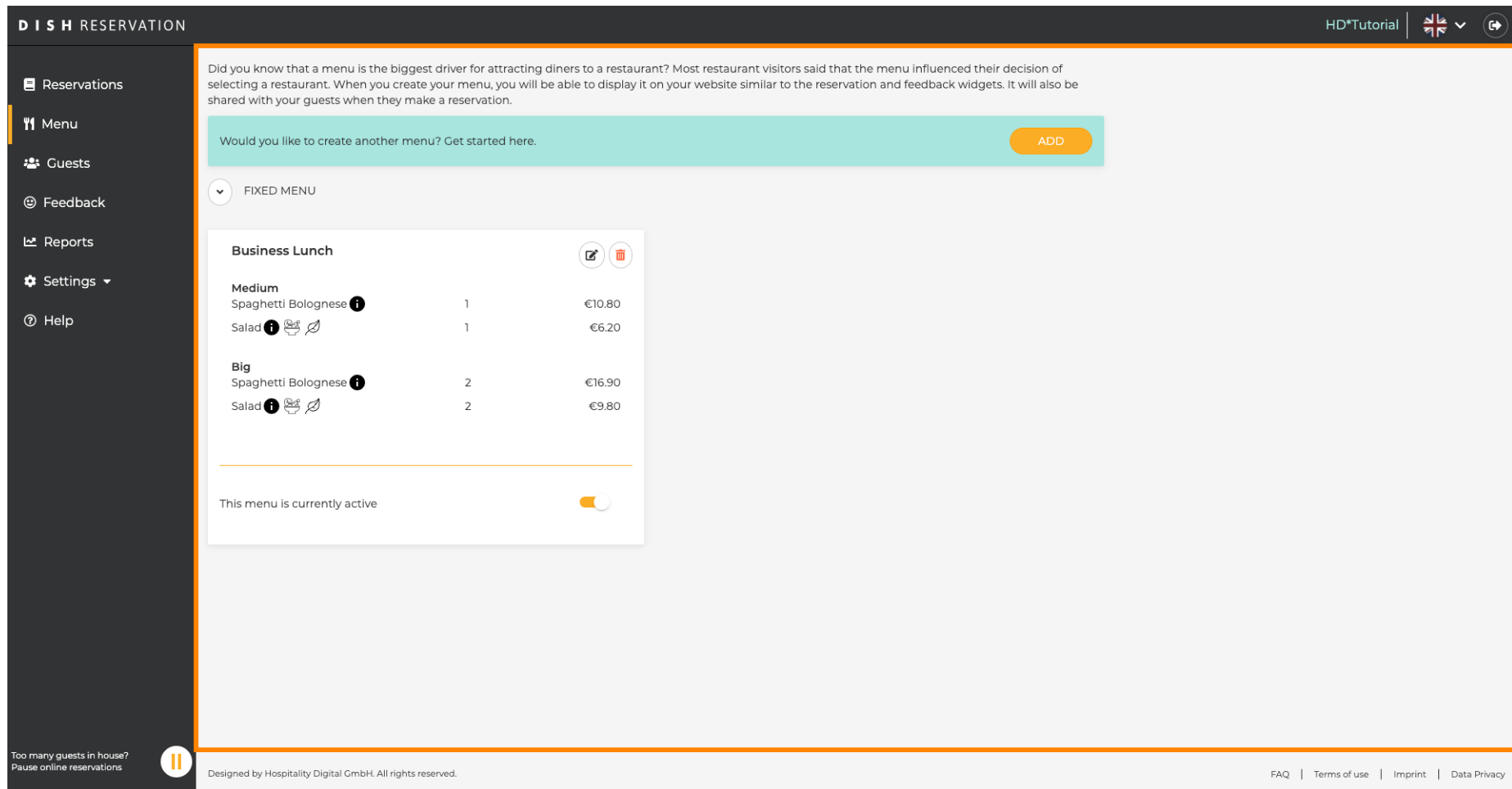






Ahora se encuentra en el **Panel de administración** , en la sección **Menú** . Aquí puede crear y editar menús existentes.













DISH RESERVATION HD*Tutorial  


Did you know that a menu is the biggest driver for attracting diners to a restaurant? Most restaurant visitors said that the menu influenced their decision of selecting a restaurant. When you create your menu, you will be able to display it on your website similar to the reservation and feedback widgets. It will also be shared with your guests when they make a reservation.

Would you like to create another menu? Get started here. [ADD](#)

FIXED MENU

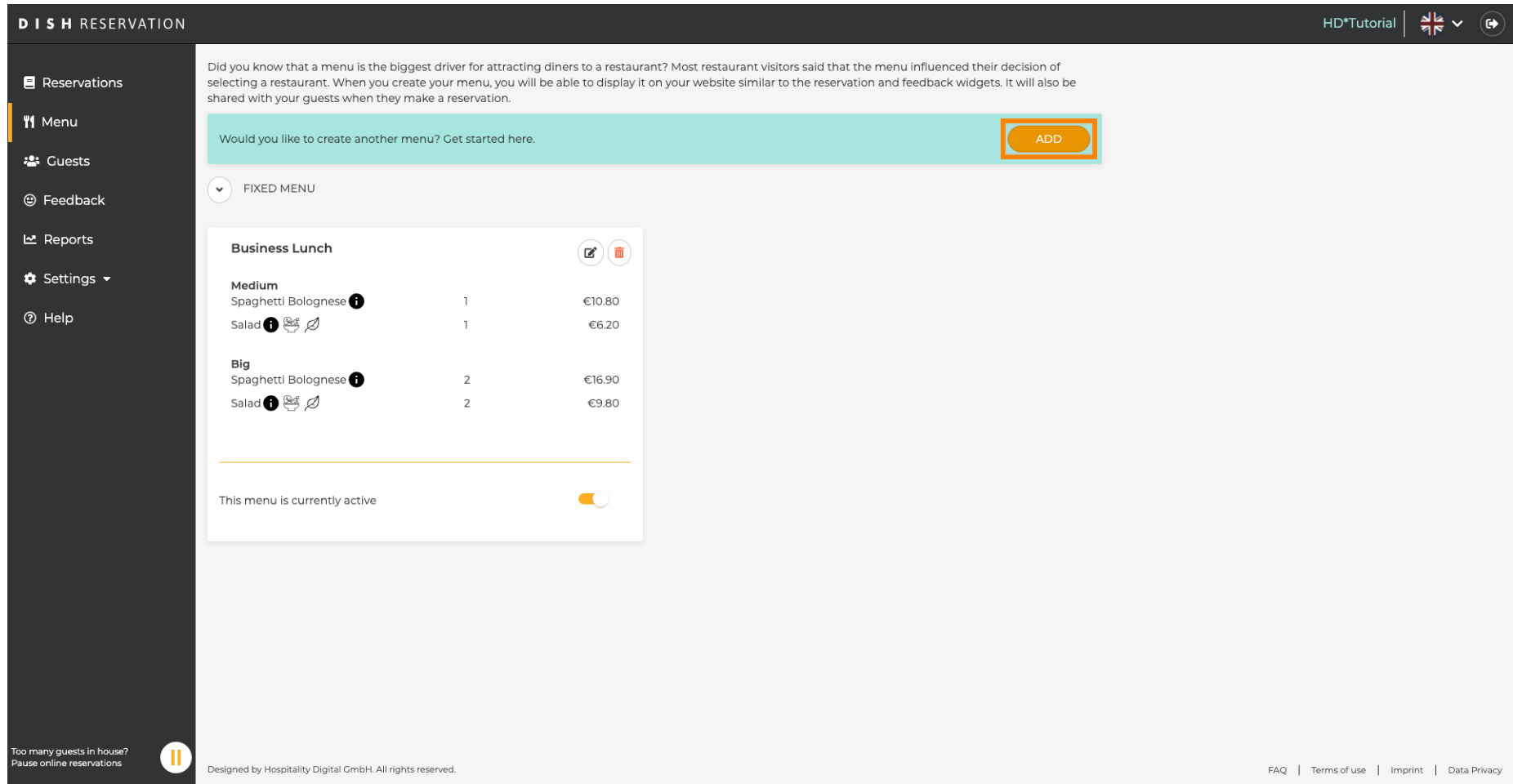
Business Lunch  			
Medium			
Spaghetti Bolognese 	1		€10.80
Salad   	1		€6.20
Big			
Spaghetti Bolognese 	2		€16.90
Salad   	2		€9.80



This menu is currently active








Too many guests in house?  Pause online reservations

Designed by Hospitality Digital GmbH. All rights reserved. FAQ | Terms of use | Imprint | Data Privacy

Haga clic en **Agregar** para agregar un nuevo menú.













DISH RESERVATION HD*Tutorial |  | 

-  Reservations
-  **Menu**
-  Guests
-  Feedback
-  Reports
-  Settings ▾
-  Help


Did you know that a menu is the biggest driver for attracting diners to a restaurant? Most restaurant visitors said that the menu influenced their decision of selecting a restaurant. When you create your menu, you will be able to display it on your website similar to the reservation and feedback widgets. It will also be shared with your guests when they make a reservation.

Would you like to create another menu? Get started here. ADD

FIXED MENU

Business Lunch			 
Medium			
Spaghetti Bolognese 	1	€10.80	
Salad   	1	€6.20	
Big			
Spaghetti Bolognese 	2	€16.90	
Salad   	2	€9.80	

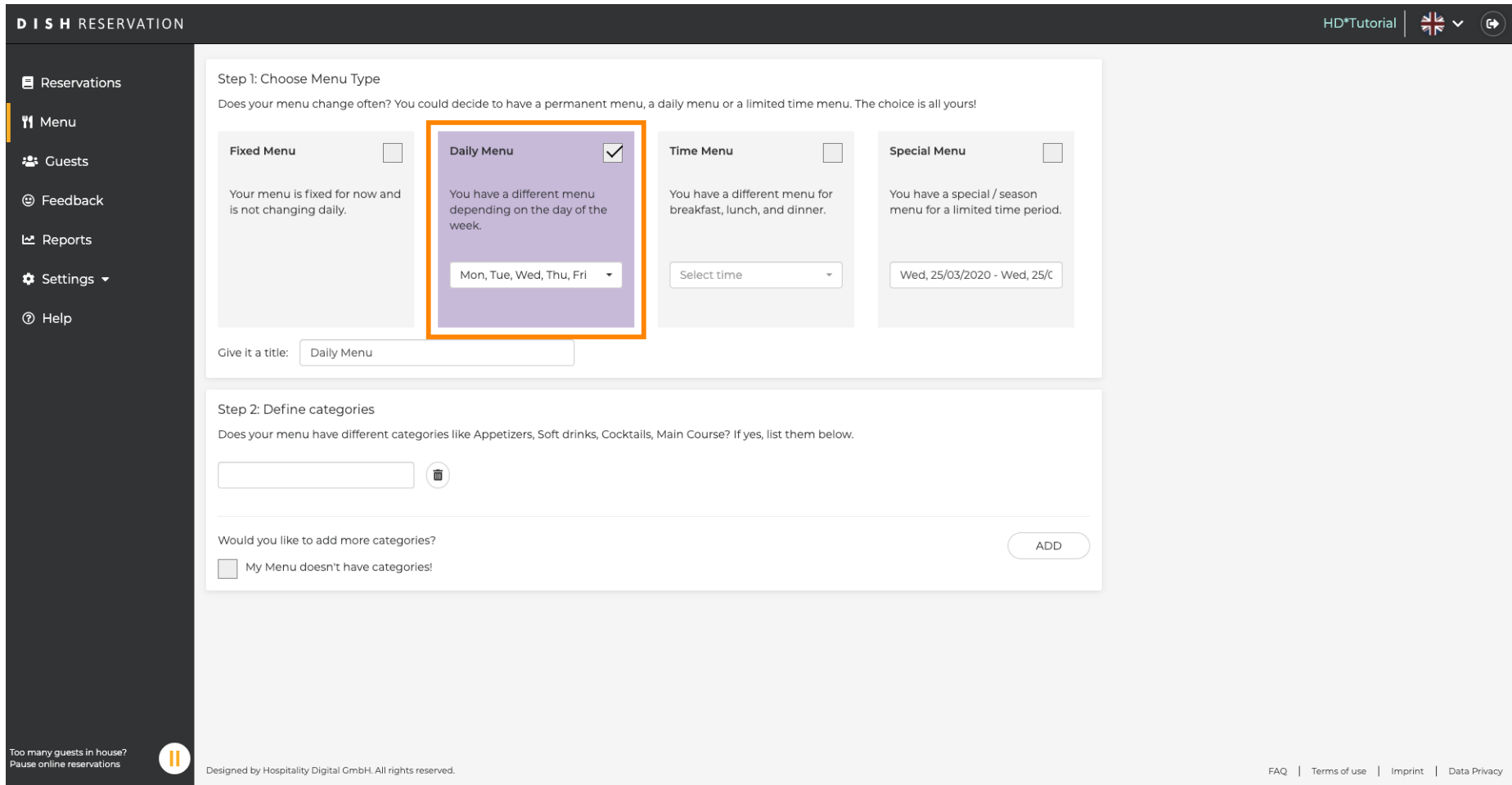
This menu is currently active

Too many guests in house?  Pause online reservations

Designed by Hospitality Digital GmbH. All rights reserved. FAQ | Terms of use | Imprint | Data Privacy



Haga clic en **Menú Diario** para agregarlo, **seleccione los días** en que se aplica el menú.



The screenshot displays the 'DISH RESERVATION' administration interface. On the left is a dark sidebar with navigation options: Reservations, Menu, Guests, Feedback, Reports, Settings, and Help. The main content area is titled 'Step 1: Choose Menu Type' and asks, 'Does your menu change often? You could decide to have a permanent menu, a daily menu or a limited time menu. The choice is all yours!'. There are four menu type options, each with a checkbox and a description:

- Fixed Menu** (checkbox unchecked): Your menu is fixed for now and is not changing daily.
- Daily Menu** (checkbox checked, highlighted with an orange border): You have a different menu depending on the day of the week. Below this option is a dropdown menu showing 'Mon, Tue, Wed, Thu, Fri'.
- Time Menu** (checkbox unchecked): You have a different menu for breakfast, lunch, and dinner. Below this option is a 'Select time' dropdown.
- Special Menu** (checkbox unchecked): You have a special / season menu for a limited time period. Below this option is a date range field showing 'Wed, 25/03/2020 - Wed, 25/3'.

Below the menu type options is a text input field labeled 'Give it a title:' with the value 'Daily Menu'. The next section is 'Step 2: Define categories', which asks, 'Does your menu have different categories like Appetizers, Soft drinks, Cocktails, Main Course? If yes, list them below.' It features a text input field with a trash icon, a question 'Would you like to add more categories?' with an 'ADD' button, and a checkbox labeled 'My Menu doesn't have categories!'. At the bottom left, there is a notification: 'Too many guests in house? Pause online reservations' with a pause icon. At the bottom right, there are links for 'FAQ', 'Terms of use', 'Imprint', and 'Data Privacy'. The footer text reads 'Designed by Hospitality Digital GmbH. All rights reserved.'

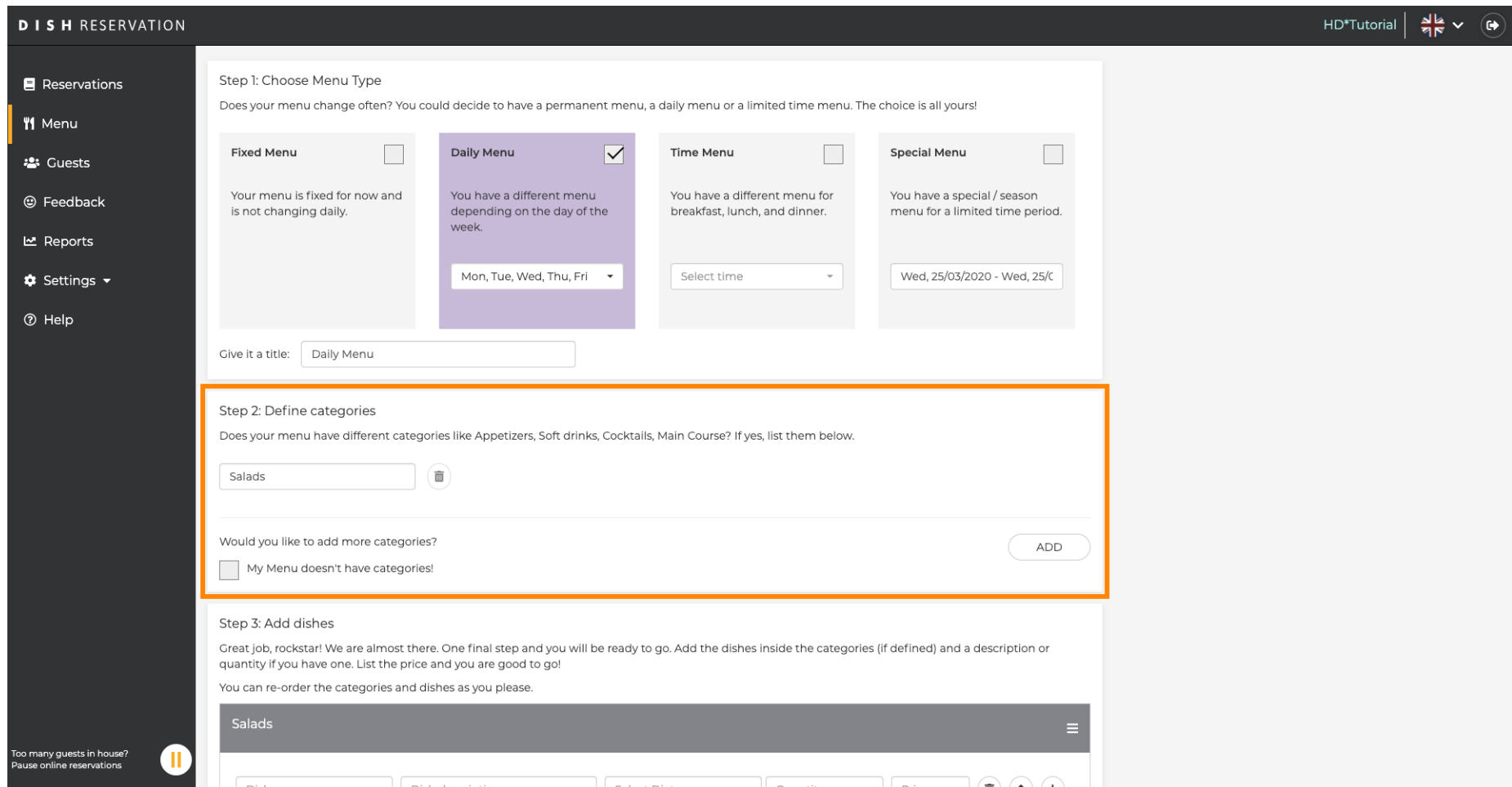




Y luego escribe el **título** del nuevo menú.

The screenshot shows the 'DISH RESERVATION' admin interface. On the left is a dark sidebar with navigation options: Reservations, Menu (highlighted), Guests, Feedback, Reports, Settings, and Help. The main content area is titled 'Step 1: Choose Menu Type' and asks 'Does your menu change often? You could decide to have a permanent menu, a daily menu or a limited time menu. The choice is all yours!'. There are four options: Fixed Menu, Daily Menu (selected with a checkmark), Time Menu, and Special Menu. Each option has a brief description and a date/time selector. Below these options is a text input field labeled 'Give it a title:' with 'Daily Menu' entered. The next section is 'Step 2: Define categories', which asks 'Does your menu have different categories like Appetizers, Soft drinks, Cocktails, Main Course? If yes, list them below.' and includes a text input field with a trash icon, a question 'Would you like to add more categories?' with an 'ADD' button, and a checkbox 'My Menu doesn't have categories!'. The footer contains a notification 'Too many guests in house? Pause online reservations', a logo, 'Designed by Hospitality Digital GmbH. All rights reserved.', and links for 'FAQ | Terms of use | Imprint | Data Privacy'.



En **Definir categorías** se pueden agregar múltiples categorías al nuevo menú. **Nota: Si el menú no pertenece a ninguna categoría, haga clic en "¡Mi menú no tiene categorías!"**



DISH RESERVATION HD*Tutorial |  

Reservations
Menu
 Guests
 Feedback
 Reports
 Settings
 Help

Step 1: Choose Menu Type
 Does your menu change often? You could decide to have a permanent menu, a daily menu or a limited time menu. The choice is all yours!

Fixed Menu
 Your menu is fixed for now and is not changing daily.


Daily Menu
 You have a different menu depending on the day of the week.
 Mon, Tue, Wed, Thu, Fri

Time Menu
 You have a different menu for breakfast, lunch, and dinner.

Special Menu
 You have a special / season menu for a limited time period.
 Wed, 25/03/2020 - Wed, 25/3

Give it a title:

Step 2: Define categories
 Does your menu have different categories like Appetizers, Soft drinks, Cocktails, Main Course? If yes, list them below.







Would you like to add more categories?

My Menu doesn't have categories!

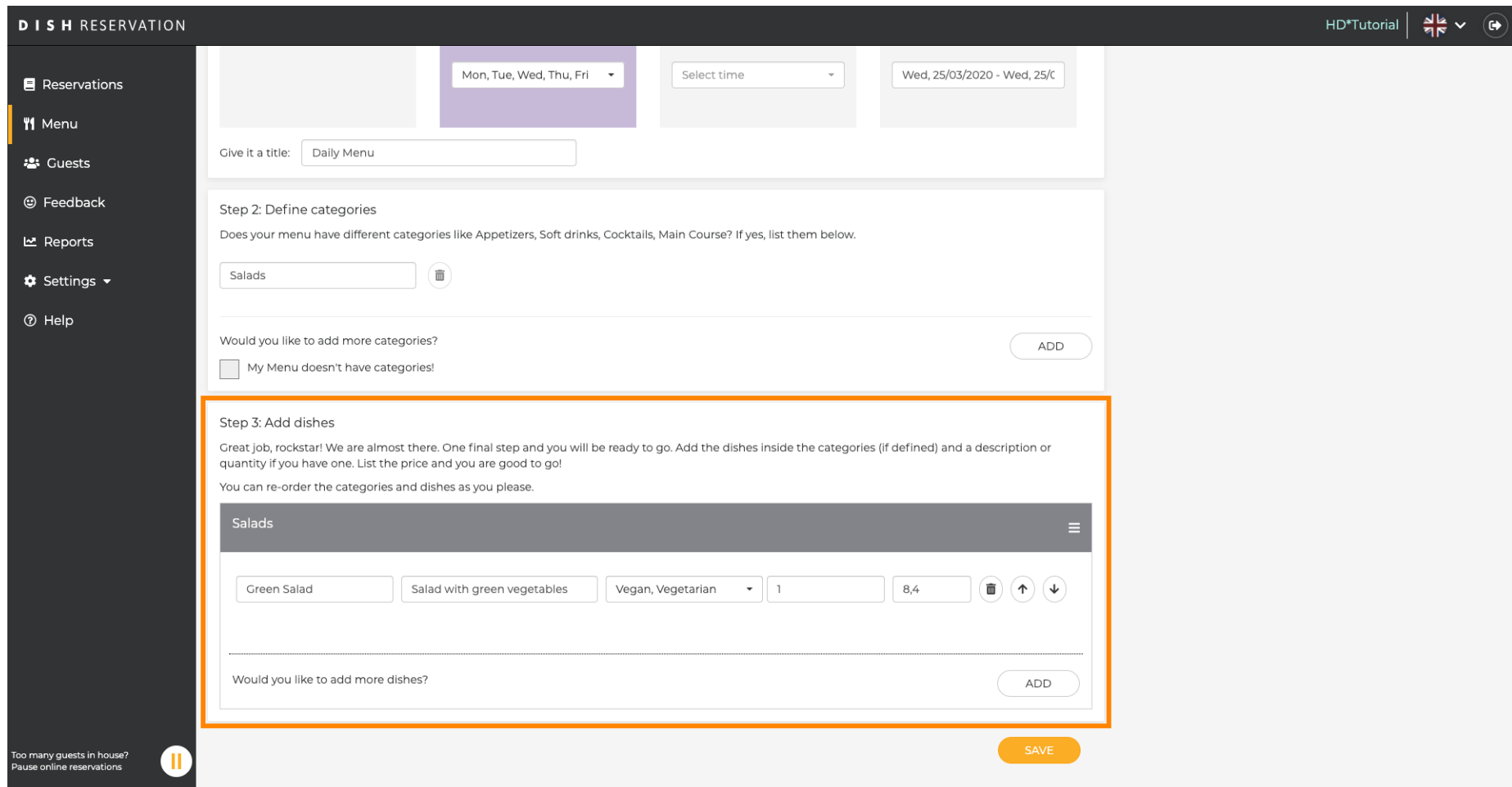
Step 3: Add dishes
 Great job, rockstar! We are almost there. One final step and you will be ready to go. Add the dishes inside the categories (if defined) and a description or quantity if you have one. List the price and you are good to go!
 You can re-order the categories and dishes as you please.

Salads

Dish name	Dish description	Select Diet	Quantity	Price			
-----------	------------------	-------------	----------	-------	---	---	---

Too many guests in house? Pause online reservations 

En **Agregar platos** puedes agregar platos al nuevo menú. Introduce la siguiente información: nombre del plato, descripción del plato, dieta, cantidad y precio.



DISH RESERVATION HD*Tutorial

Reservations
Menu
Guests
Feedback
Reports
Settings
Help

Mon, Tue, Wed, Thu, Fri | Select time | Wed, 25/03/2020 - Wed, 25/03

Give it a title: Daily Menu

Step 2: Define categories
Does your menu have different categories like Appetizers, Soft drinks, Cocktails, Main Course? If yes, list them below.

Salads

Would you like to add more categories?
 My Menu doesn't have categories! ADD

Step 3: Add dishes
Great job, rockstar! We are almost there. One final step and you will be ready to go. Add the dishes inside the categories (if defined) and a description or quantity if you have one. List the price and you are good to go!
You can re-order the categories and dishes as you please.

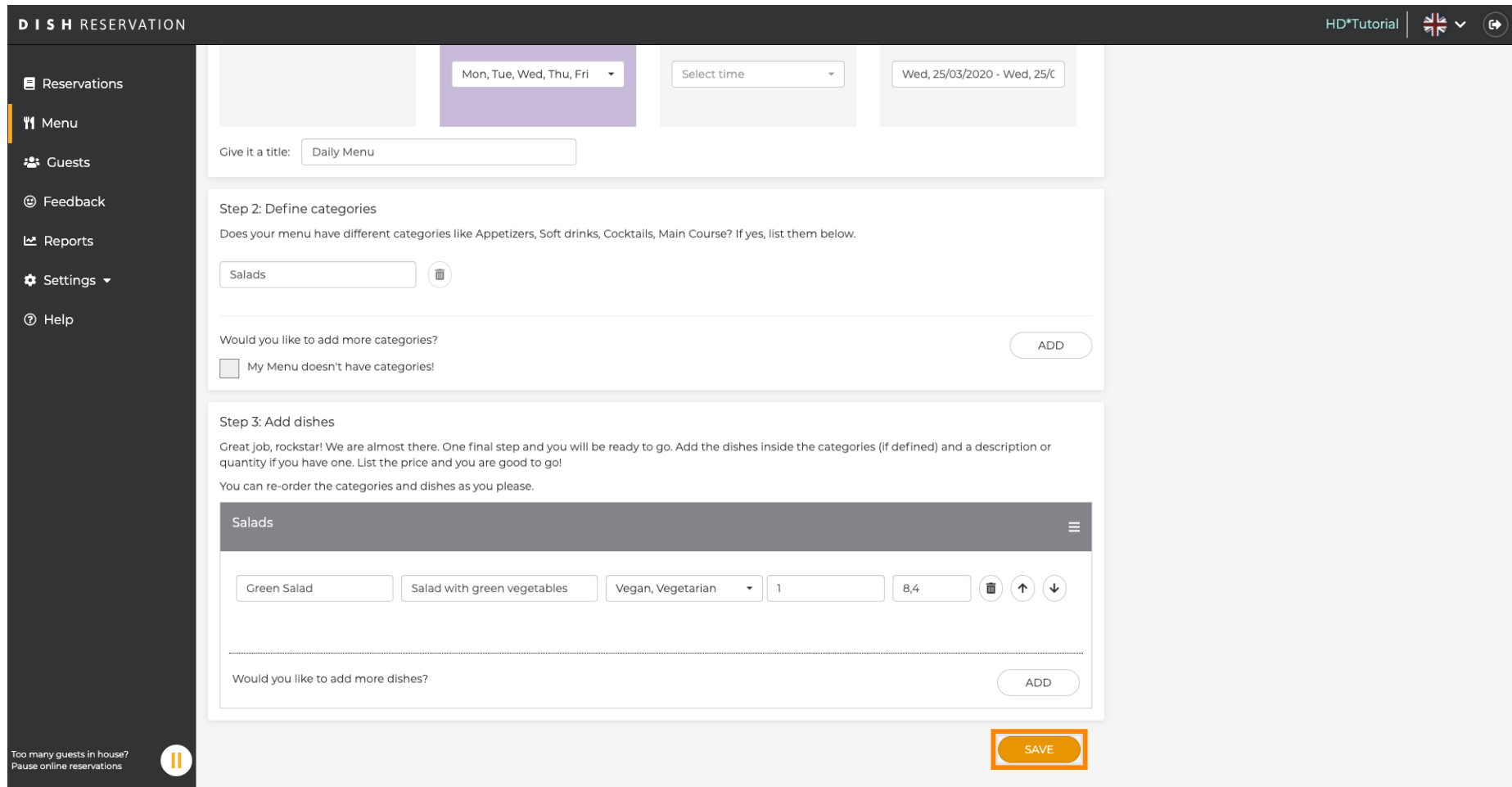
Salads

Green Salad	Salad with green vegetables	Vegan, Vegetarian	1	8,4			
-------------	-----------------------------	-------------------	---	-----	--	--	--

Would you like to add more dishes? ADD

Too many guests in house? Pause online reservations || SAVE

Para publicar su nuevo menú, haga clic en **GUARDAR**.



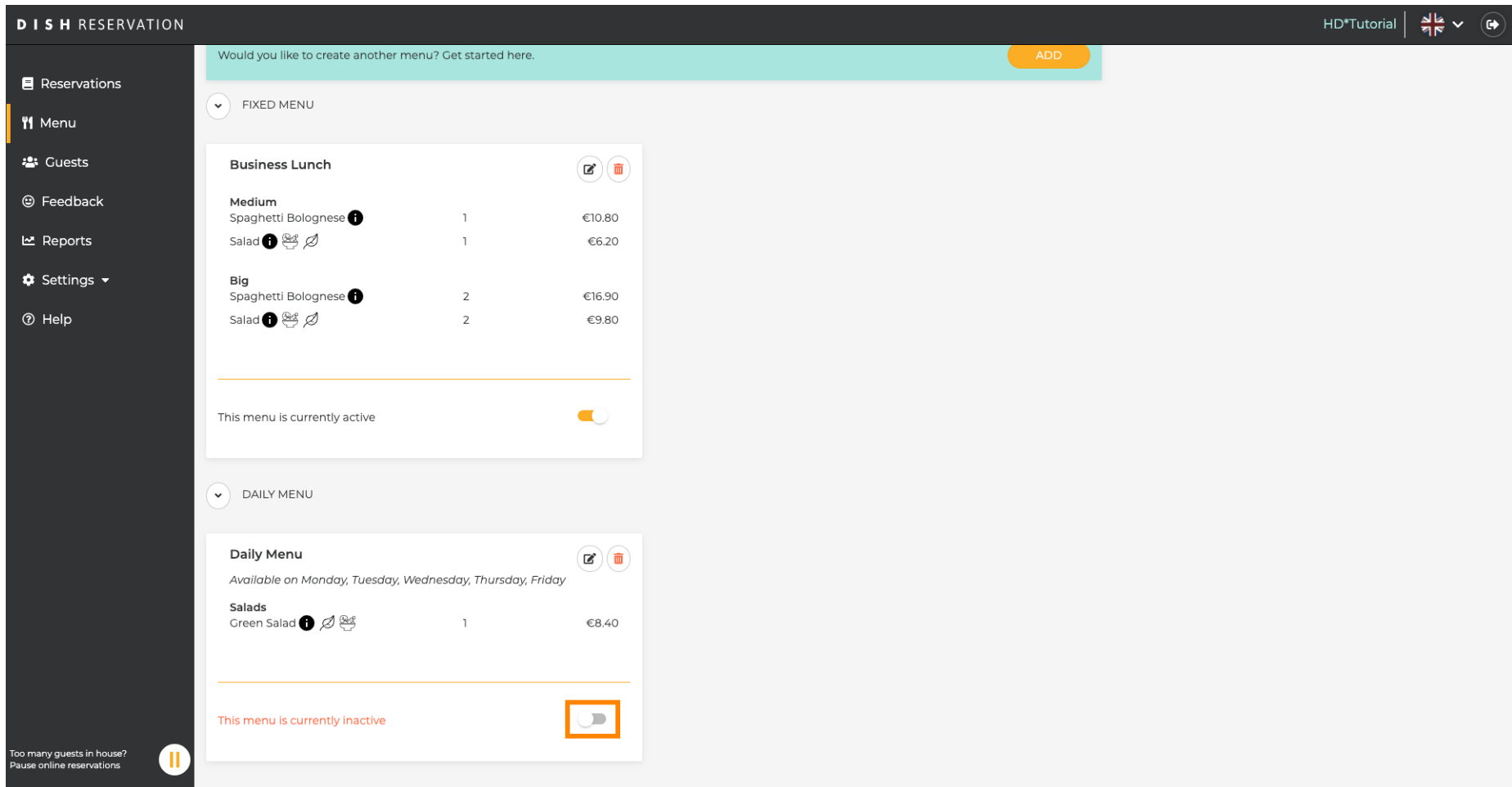
The screenshot shows the DISH RESERVATION admin interface. The top navigation bar includes the logo, user name 'HD*Tutorial', a language dropdown, and a refresh icon. The left sidebar contains menu items: Reservations, Menu (highlighted), Guests, Feedback, Reports, Settings, and Help. The main content area is divided into three steps:

- Step 1:** Selection of days (Mon, Tue, Wed, Thu, Fri), time, and date (Wed, 25/03/2020 - Wed, 25/3).
- Step 2: Define categories**
Instruction: "Does your menu have different categories like Appetizers, Soft drinks, Cocktails, Main Course? If yes, list them below."
Input: "Salads" with a delete icon.
Question: "Would you like to add more categories?" with an "ADD" button.
Option: My Menu doesn't have categories!
- Step 3: Add dishes**
Instruction: "Great job, rockstar! We are almost there. One final step and you will be ready to go. Add the dishes inside the categories (if defined) and a description or quantity if you have one. List the price and you are good to go!"
Note: "You can re-order the categories and dishes as you please."
Listed dish: "Salads" with a sub-item "Green Salad" and "Salad with green vegetables".
Attributes: "Vegan, Vegetarian", quantity "1", price "8,4", and delete/reorder icons.
Question: "Would you like to add more dishes?" with an "ADD" button.

At the bottom right, a prominent orange "SAVE" button is highlighted. At the bottom left, a notification states: "Too many guests in house? Pause online reservations" with a pause icon.



Siempre puedes decidir si quieres que el menú esté activo o inactivo, lo que hace que se muestre o no al huésped. Para ello, simplemente utiliza el **control deslizante** del menú.





The screenshot shows the DISH RESERVATION admin interface. On the left is a dark sidebar with navigation options: Reservations, Menu, Guests, Feedback, Reports, Settings, and Help. The main content area has a teal header with the text "Would you like to create another menu? Get started here." and an "ADD" button. Below this, there are two menu sections:

- FIXED MENU**: Contains a "Business Lunch" menu. It lists items: "Medium Spaghetti Bolognese" (1 unit, €10.80) and "Salad" (1 unit, €6.20). Below it, "Big Spaghetti Bolognese" (2 units, €16.90) and "Salad" (2 units, €9.80). At the bottom, a toggle switch is shown in the "on" position, with the text "This menu is currently active".
- DAILY MENU**: Contains a "Daily Menu" section. It lists "Salads" with "Green Salad" (1 unit, €8.40). Below it, a toggle switch is shown in the "off" position, with the text "This menu is currently inactive".








At the bottom left of the sidebar, there is a notification: "Too many guests in house? Pause online reservations" with a pause icon.





Eso es todo. Has completado el tutorial y ahora sabes cómo agregar un menú diario.

DISH RESERVATION HD*Tutorial |  





Would you like to create another menu? Get started here. ADD

-  Reservations
-  Menu
-  Guests
-  Feedback
-  Reports
-  Settings ▾
-  Help





FIXED MENU

Business Lunch  

Medium



Spaghetti Bolognese 	1	€10.80
Salad   	1	€6.20

Big

Spaghetti Bolognese 	2	€16.90
Salad   	2	€9.80




This menu is currently active

DAILY MENU


Daily Menu  

Available on Monday, Tuesday, Wednesday, Thursday, Friday

Salads

Green Salad   	1	€8.40
---	---	-------

This menu is currently inactive

Too many guests in house?  Pause online reservations



Escanee para ir al reproductor interactivo