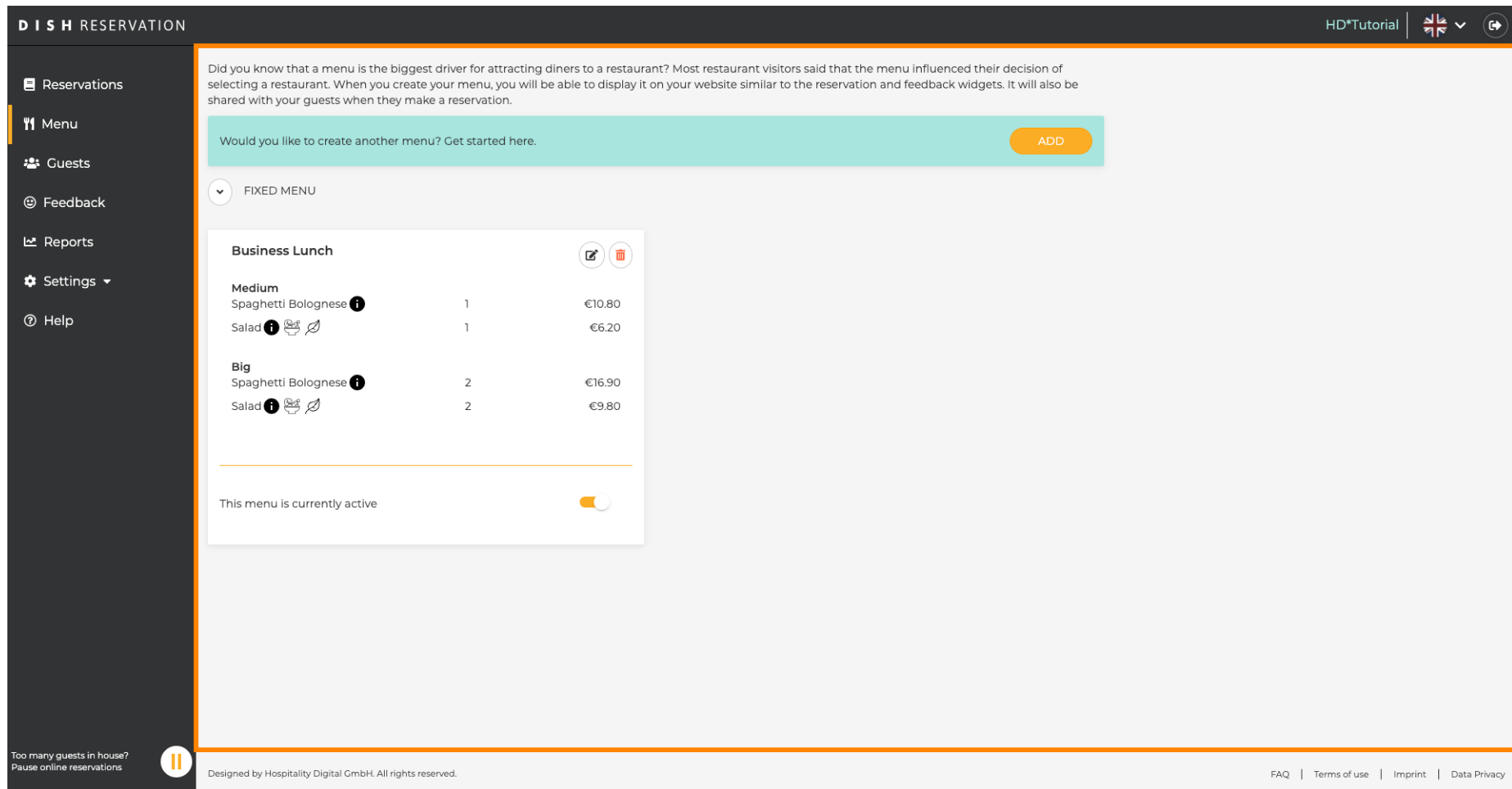












Ora ti trovi nel **Pannello di amministrazione** nella sezione **Menu** . Qui puoi creare e modificare i menu esistenti.

DISH RESERVATION
HD*Tutorial  

-  Reservations
-  Menu
-  Guests
-  Feedback
-  Reports
-  Settings ▾
-  Help



Did you know that a menu is the biggest driver for attracting diners to a restaurant? Most restaurant visitors said that the menu influenced their decision of selecting a restaurant. When you create your menu, you will be able to display it on your website similar to the reservation and feedback widgets. It will also be shared with your guests when they make a reservation.









Would you like to create another menu? Get started here.
ADD

▼

FIXED MENU

Business Lunch

Medium	1	€10.80
Spaghetti Bolognese 	1	€10.80
Salad   	1	€6.20
Big		
Spaghetti Bolognese 	2	€16.90
Salad   	2	€9.80

This menu is currently active

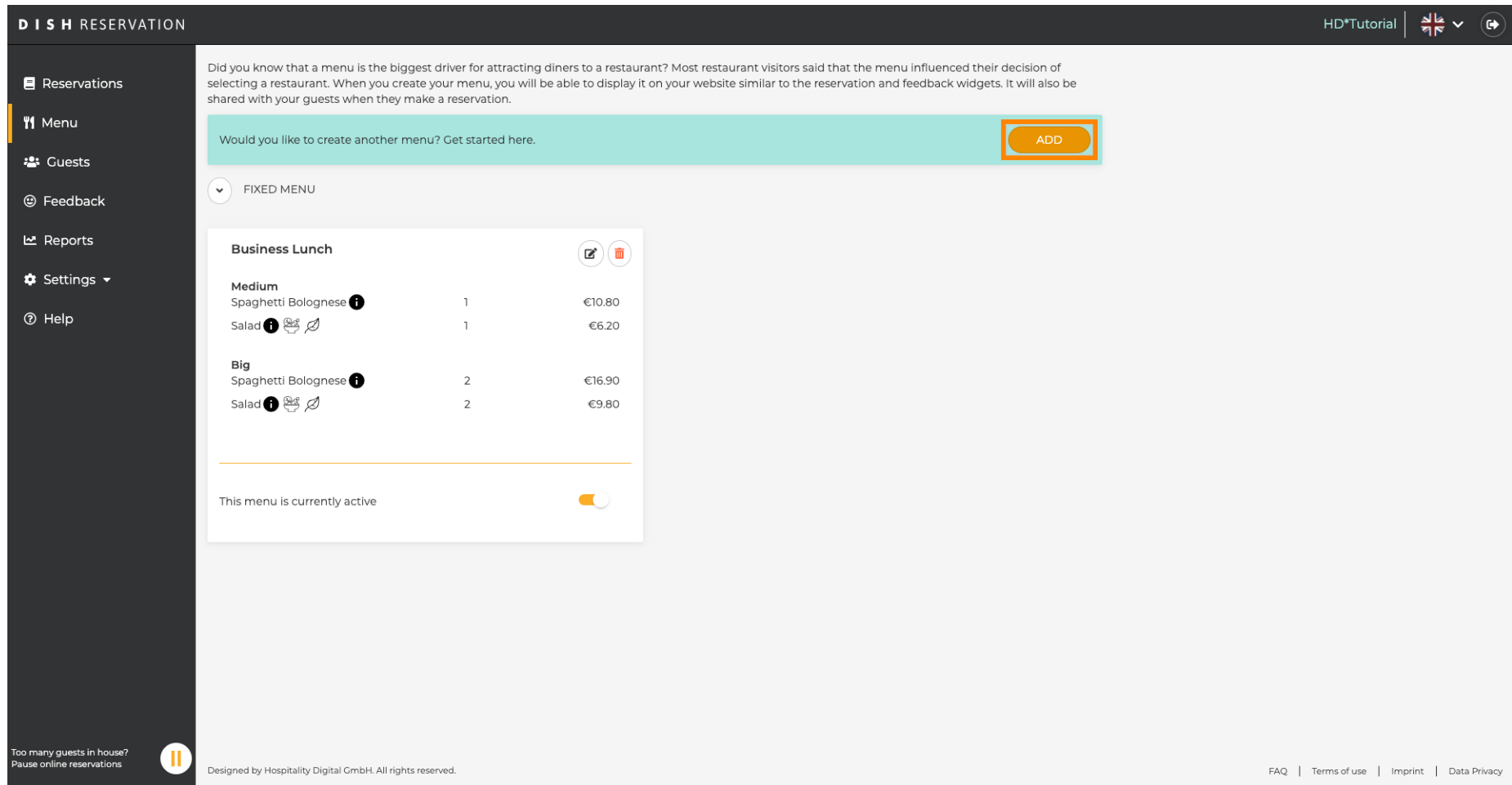
Too many guests in house?
Pause online reservations



Designed by Hospitality Digital GmbH. All rights reserved.








[FAQ](#) | [Terms of use](#) | [Imprint](#) | [Data Privacy](#)

1 di 10

Fare clic su **Aggiungi** per aggiungere un nuovo menu.













DISH RESERVATION HD*Tutorial |  | 

-  Reservations
-  **Menu**
-  Guests
-  Feedback
-  Reports
-  Settings ▾
-  Help


Did you know that a menu is the biggest driver for attracting diners to a restaurant? Most restaurant visitors said that the menu influenced their decision of selecting a restaurant. When you create your menu, you will be able to display it on your website similar to the reservation and feedback widgets. It will also be shared with your guests when they make a reservation.

Would you like to create another menu? Get started here. ADD

FIXED MENU

Business Lunch  		
Medium		
Spaghetti Bolognese 	1	€10.80
Salad   	1	€6.20
Big		
Spaghetti Bolognese 	2	€16.90
Salad   	2	€9.80

This menu is currently active

Too many guests in house?  Pause online reservations

Designed by Hospitality Digital GmbH. All rights reserved. FAQ | Terms of use | Imprint | Data Privacy

Fare clic su **Menu giornaliero** per aggiungerlo, **selezionare i giorni** in cui si applica il menu.

The screenshot displays the 'DISH RESERVATION' admin interface. On the left is a dark sidebar with navigation options: Reservations, Menu (highlighted), Guests, Feedback, Reports, Settings, and Help. The main content area is titled 'Step 1: Choose Menu Type' and asks, 'Does your menu change often? You could decide to have a permanent menu, a daily menu or a limited time menu. The choice is all yours!'. There are four menu type options: 'Fixed Menu' (unchecked), 'Daily Menu' (checked and highlighted with an orange border), 'Time Menu' (unchecked), and 'Special Menu' (unchecked). Each option includes a brief description and a date/time selector. The 'Daily Menu' selector is set to 'Mon, Tue, Wed, Thu, Fri'. Below these options is a text input field containing 'Daily Menu'. The second section, 'Step 2: Define categories', asks if the menu has different categories and provides an input field with a trash icon. At the bottom, there is an 'ADD' button and a checkbox for 'My Menu doesn't have categories!'. The footer contains a notification about guest capacity, a logo, and copyright information for Hospitality Digital GmbH. The top right corner shows 'HD*Tutorial' and a language selector.

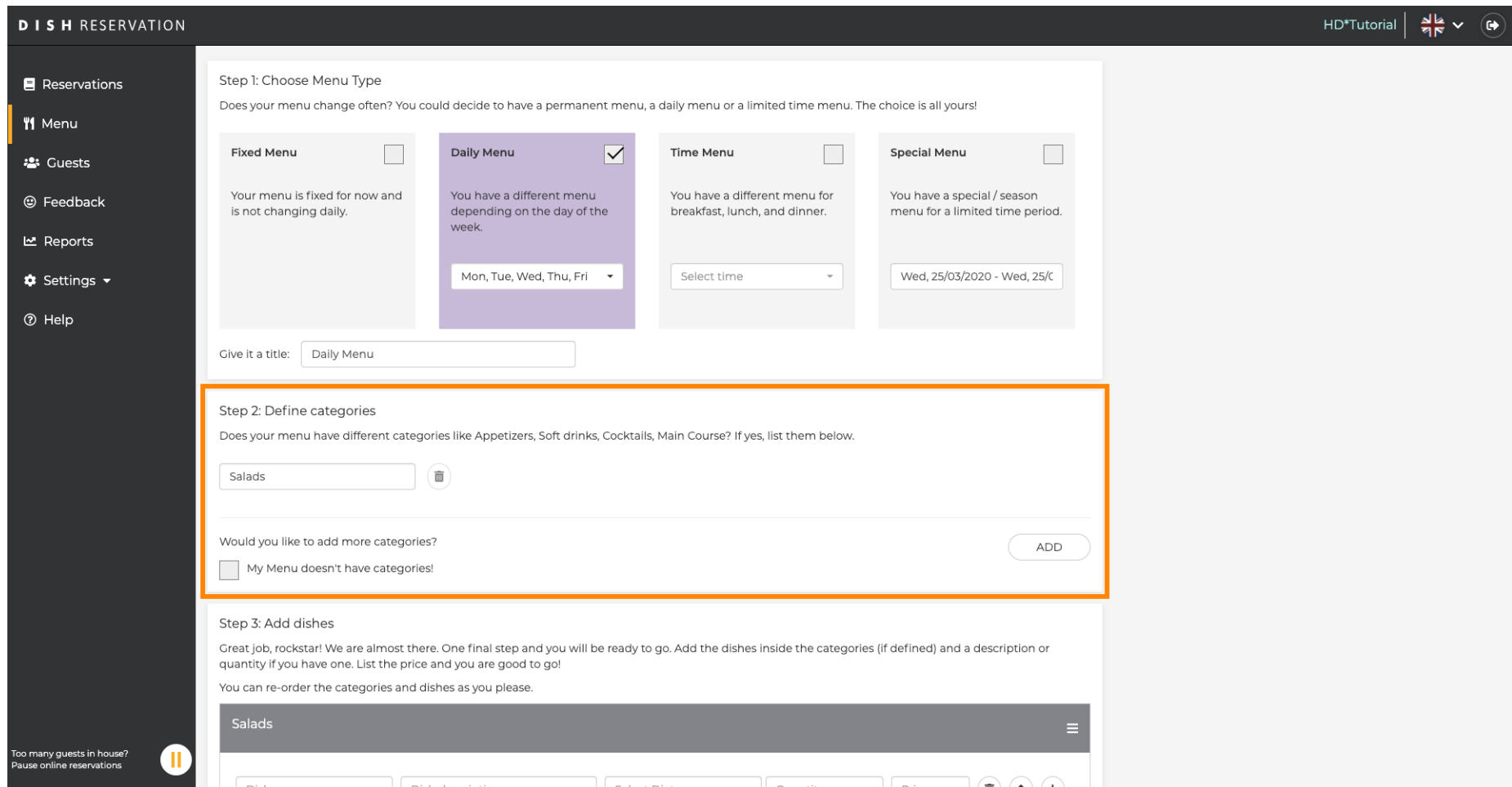


Quindi digita il **titolo** del nuovo menu.

The screenshot displays the 'DISH RESERVATION' admin interface. On the left is a dark sidebar with navigation options: Reservations, Menu (highlighted), Guests, Feedback, Reports, Settings, and Help. The main content area is titled 'Step 1: Choose Menu Type' and asks 'Does your menu change often? You could decide to have a permanent menu, a daily menu or a limited time menu. The choice is all yours!'. There are four menu type options: Fixed Menu, Daily Menu (selected with a checkmark), Time Menu, and Special Menu. Each option has a brief description and a form field for configuration. Below these options is a text input field labeled 'Give it a title:' with 'Daily Menu' entered, which is highlighted with an orange border. The next section is 'Step 2: Define categories', which asks 'Does your menu have different categories like Appetizers, Soft drinks, Cocktails, Main Course? If yes, list them below.' and includes a text input field with a trash icon, an 'ADD' button, and a checkbox for 'My Menu doesn't have categories!'. The footer contains a notification 'Too many guests in house? Pause online reservations', a logo, and the text 'Designed by Hospitality Digital GmbH. All rights reserved.' along with links for 'FAQ', 'Terms of use', 'Imprint', and 'Data Privacy'.



In **Definisci categorie** è possibile aggiungere più categorie al nuovo menu. **Nota: se il menu non appartiene a una categoria, fare clic su "Il mio menu non ha categorie!"**



DISH RESERVATION HD*Tutorial

Step 1: Choose Menu Type
Does your menu change often? You could decide to have a permanent menu, a daily menu or a limited time menu. The choice is all yours!

Fixed Menu
Your menu is fixed for now and is not changing daily.


Daily Menu
You have a different menu depending on the day of the week.
Mon, Tue, Wed, Thu, Fri

Time Menu
You have a different menu for breakfast, lunch, and dinner.
Select time

Special Menu
You have a special / season menu for a limited time period.
Wed, 25/03/2020 - Wed, 25/3

Give it a title:

Step 2: Define categories
Does your menu have different categories like Appetizers, Soft drinks, Cocktails, Main Course? If yes, list them below.







Would you like to add more categories?

My Menu doesn't have categories!

Step 3: Add dishes
Great job, rockstar! We are almost there. One final step and you will be ready to go. Add the dishes inside the categories (if defined) and a description or quantity if you have one. List the price and you are good to go!
You can re-order the categories and dishes as you please.

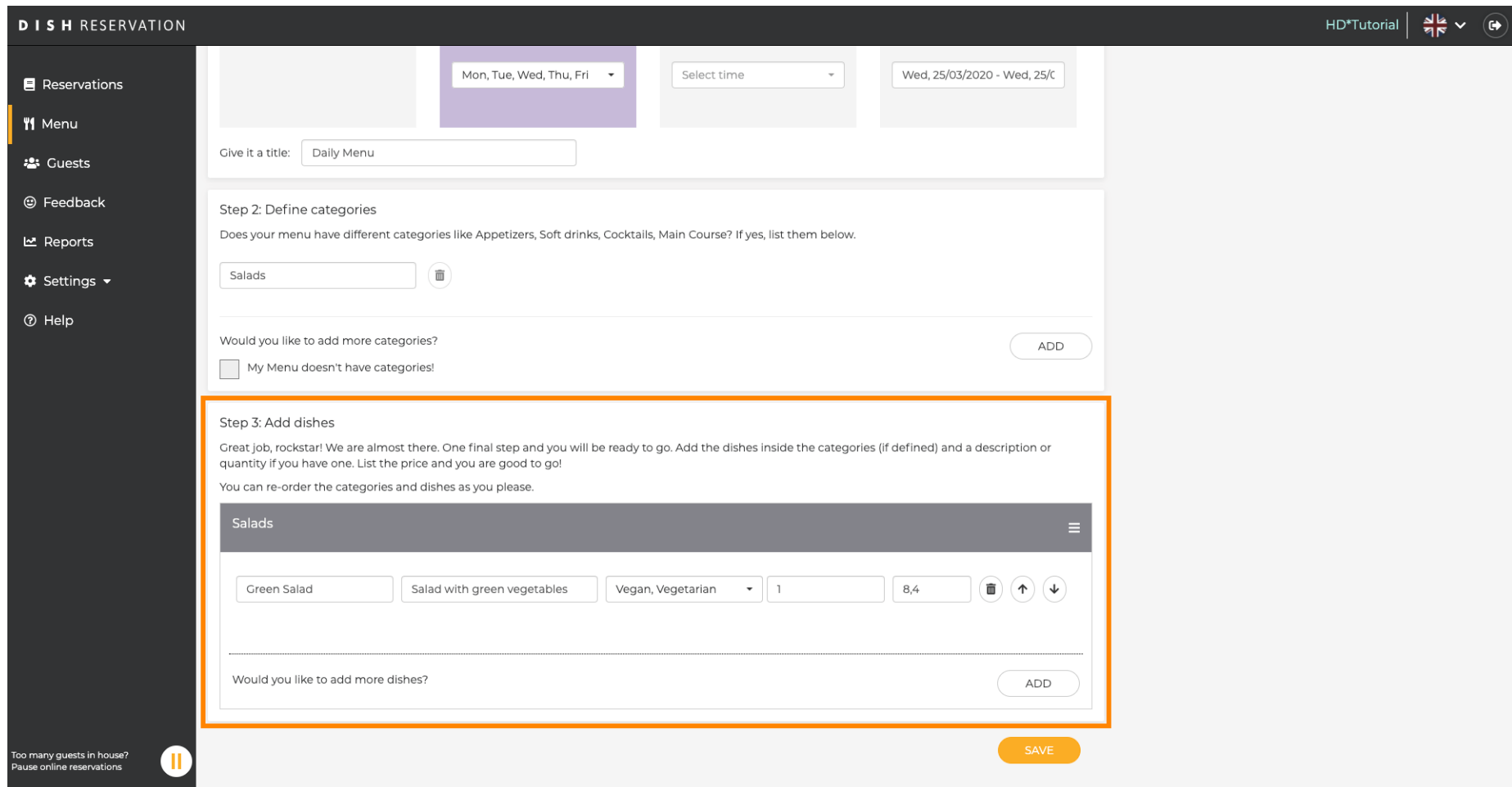
Salads

Dish name	Dish description	Select Diet	Quantity	Price			
-----------	------------------	-------------	----------	-------	---	---	---

Too many guests in house? Pause online reservations 



In **Aggiungi piatti** aggiungi piatti al nuovo menu. Inserisci le seguenti informazioni: nome del piatto, descrizione del piatto, dieta, quantità e prezzo.



DISH RESERVATION HD*Tutorial

Reservations
Menu
 Guests
 Feedback
 Reports
 Settings
 Help

Mon, Tue, Wed, Thu, Fri | Select time | Wed, 25/03/2020 - Wed, 25/3

Give it a title: Daily Menu

Step 2: Define categories
 Does your menu have different categories like Appetizers, Soft drinks, Cocktails, Main Course? If yes, list them below.

Salads

Would you like to add more categories?
 My Menu doesn't have categories! **ADD**

Step 3: Add dishes
 Great job, rockstar! We are almost there. One final step and you will be ready to go. Add the dishes inside the categories (if defined) and a description or quantity if you have one. List the price and you are good to go!
 You can re-order the categories and dishes as you please.

Salads

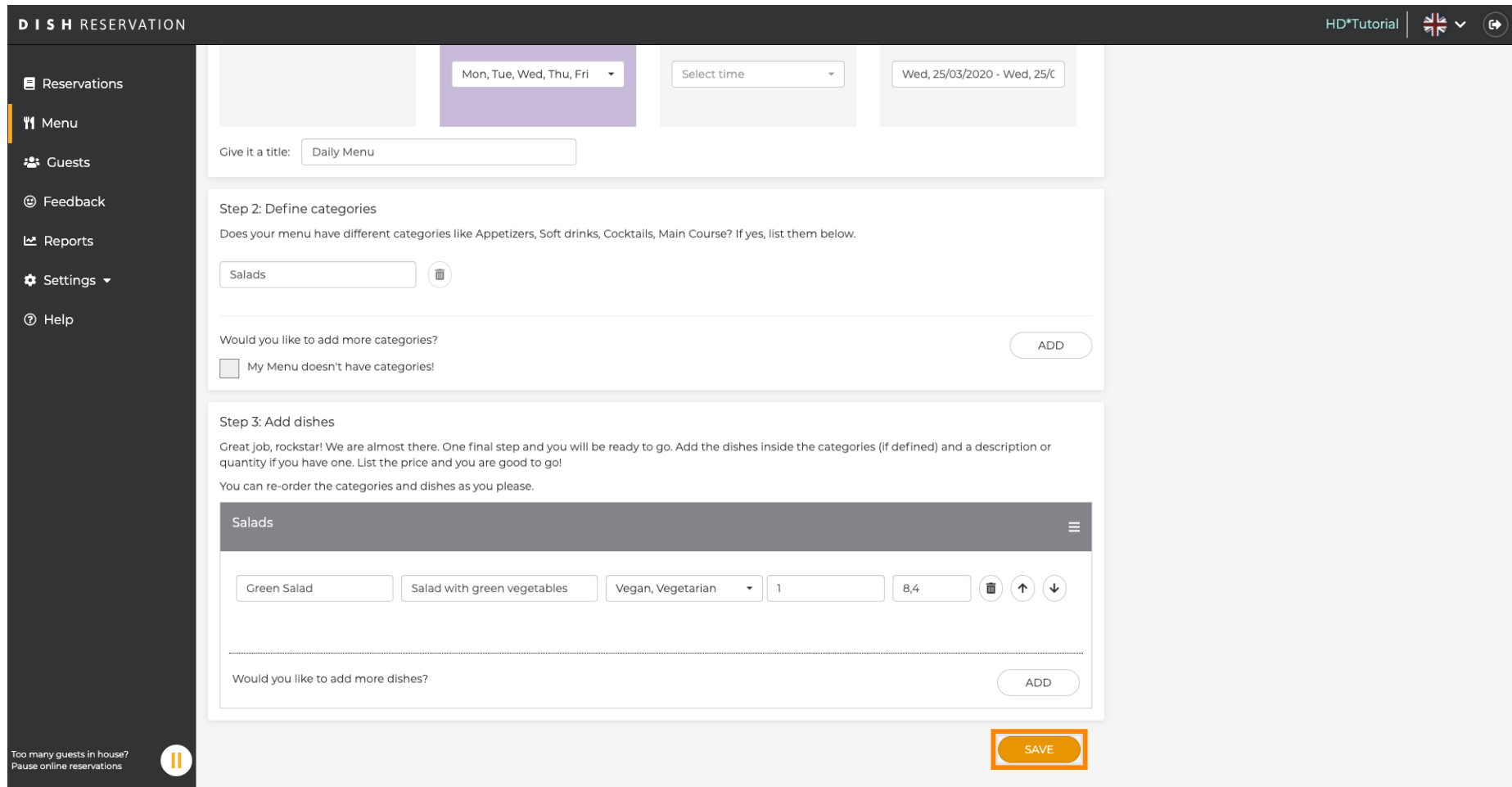
Green Salad	Salad with green vegetables	Vegan, Vegetarian	1	8,4			
-------------	-----------------------------	-------------------	---	-----	--	--	--

Would you like to add more dishes? **ADD**

Too many guests in house? Pause online reservations

SAVE

Per pubblicare il tuo nuovo menù, clicca su **SALVA**.



The screenshot shows the 'DISH RESERVATION' admin interface. The top navigation bar includes 'DISH RESERVATION' on the left and 'HD*Tutorial', a language selector (UK flag), and a refresh icon on the right. A dark sidebar on the left contains navigation links: Reservations, Menu (highlighted), Guests, Feedback, Reports, Settings, and Help.

The main content area is titled 'DISH RESERVATION' and contains the following elements:

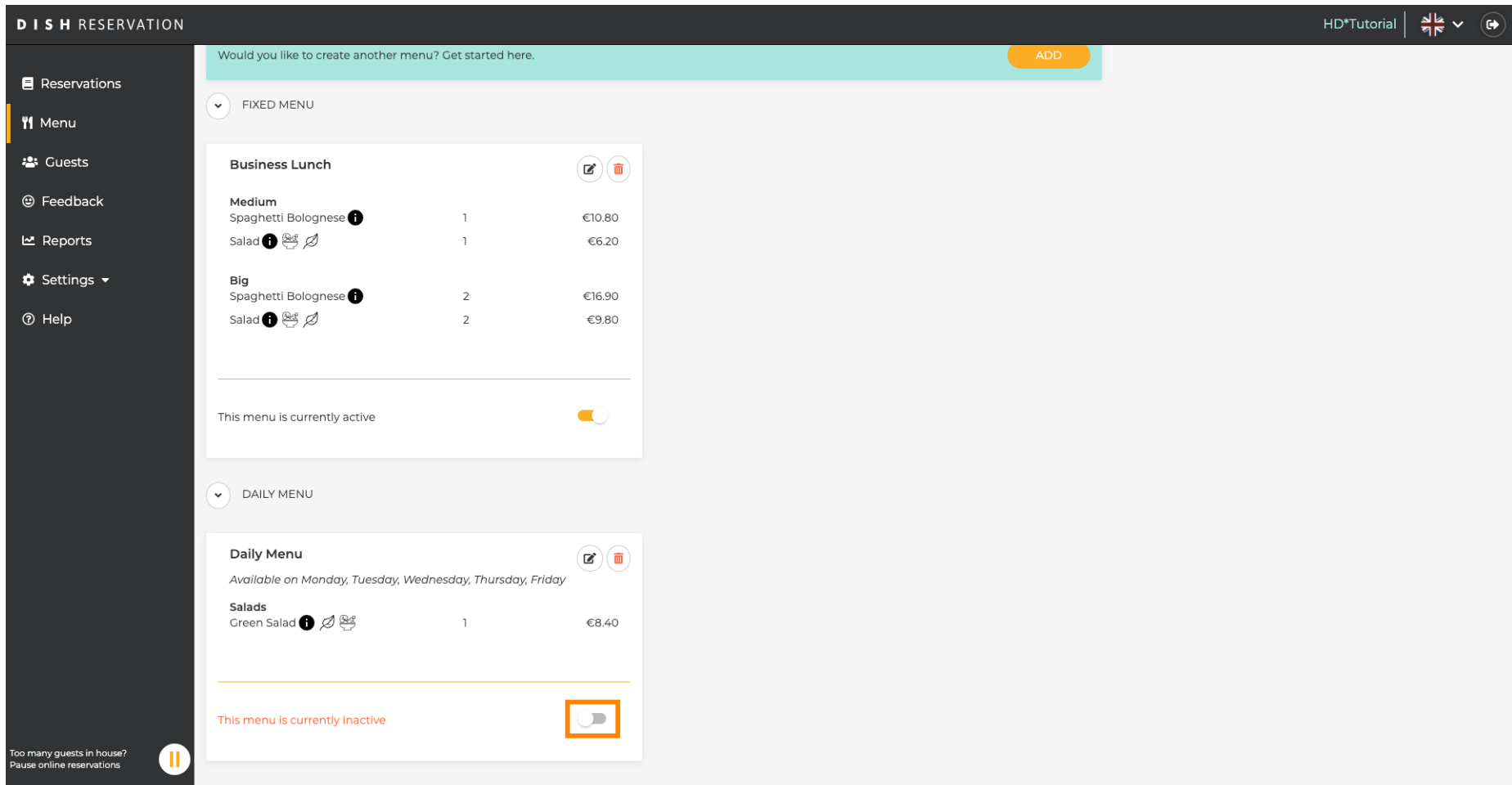
- At the top, there are filters for days of the week (Mon, Tue, Wed, Thu, Fri), a 'Select time' dropdown, and a date range (Wed, 25/03/2020 - Wed, 25/03/2020).
- A text input field labeled 'Give it a title:' contains the text 'Daily Menu'.
- Step 2: Define categories**
 - Text: 'Does your menu have different categories like Appetizers, Soft drinks, Cocktails, Main Course? If yes, list them below.'
 - A text input field contains 'Salads' with a trash icon to its right.
 - Text: 'Would you like to add more categories?' with an 'ADD' button.
 - My Menu doesn't have categories!
- Step 3: Add dishes**
 - Text: 'Great job, rockstar! We are almost there. One final step and you will be ready to go. Add the dishes inside the categories (if defined) and a description or quantity if you have one. List the price and you are good to go!' and 'You can re-order the categories and dishes as you please.'
 - A table for the 'Salads' category:

Salads					
Green Salad	Salad with green vegetables	Vegan, Vegetarian	1	8,4	🗑️ ⬆️ ⬇️
 - Text: 'Would you like to add more dishes?' with an 'ADD' button.

At the bottom right of the main content area, there is a prominent orange 'SAVE' button. In the bottom left corner, there is a notification: 'Too many guests in house? Pause online reservations' with a pause icon.



Puoi sempre decidere di impostare il menu attivo o inattivo, il che si traduce nel mostrarli all'ospite o meno. Per farlo, usa semplicemente lo **slider** del menu.



The screenshot shows the DISH RESERVATION administration interface. On the left is a dark sidebar with navigation options: Reservations, Menu, Guests, Feedback, Reports, Settings, and Help. The main content area is titled "Would you like to create another menu? Get started here." with an "ADD" button. Below this, there are two menu sections:

- FIXED MENU**
 - Business Lunch** (with edit and delete icons)

Item	Quantity	Price
Medium Spaghetti Bolognese	1	€10.80
Salad	1	€6.20
Big Spaghetti Bolognese	2	€16.90
Salad	2	€9.80
 - This menu is currently active
- DAILY MENU**
 - Daily Menu** (with edit and delete icons)

Available on Monday, Tuesday, Wednesday, Thursday, Friday

Item	Quantity	Price
Salads Green Salad	1	€8.40
 - This menu is currently inactive

At the bottom left, there is a notification: "Too many guests in house? Pause online reservations" with a pause icon.



Ecco fatto. Hai completato il tutorial e ora sai come aggiungere un menu giornaliero.

DISH RESERVATION HD*Tutorial |

Would you like to create another menu? Get started here. ADD

- Reservations
- Menu
- Guests
- Feedback
- Reports
- Settings ▾
- Help

FIXED MENU

Business Lunch

Medium

Spaghetti Bolognese i	1	€10.80
Salad i	1	€6.20

Big

Spaghetti Bolognese i	2	€16.90
Salad i	2	€9.80

This menu is currently active

DAILY MENU

Daily Menu

Available on Monday, Tuesday, Wednesday, Thursday, Friday

Salads

Green Salad i	1	€8.40
--	---	-------

This menu is currently inactive

Too many guests in house?
Pause online reservations



Scansiona per andare al lettore interattivo