












Nyní jste v **administračním panelu** v sekci **Menu** . Zde můžete přidávat a upravovat stávající nabídky.



DISH RESERVATION
HD*Tutorial  

-  Reservations
-  Menu
-  Guests
-  Feedback
-  Reports
-  Settings ▾
-  Help





Did you know that a menu is the biggest driver for attracting diners to a restaurant? Most restaurant visitors said that the menu influenced their decision of selecting a restaurant. When you create your menu, you will be able to display it on your website similar to the reservation and feedback widgets. It will also be shared with your guests when they make a reservation.

Would you like to create another menu? Get started here.
ADD





▼ FIXED MENU

Business Lunch  

Medium



Spaghetti Bolognese 	1	€10.80
Salad   	1	€6.20

Big

Spaghetti Bolognese 	2	€16.90
Salad   	2	€9.80




This menu is currently active


▼ DAILY MENU

Daily Menu  

Available on Monday, Tuesday, Wednesday, Thursday, Friday

Salads



Green Salad   	1	€8.40
---	---	-------








Too many guests in house?  Pause online reservations

1 z 10



Kliknutím na **přidat** přidáte nové menu.



DISH RESERVATION
HD*Tutorial |  | 

-  Reservations
-  Menu
-  Guests
-  Feedback
-  Reports
-  Settings ▾
-  Help




Did you know that a menu is the biggest driver for attracting diners to a restaurant? Most restaurant visitors said that the menu influenced their decision of selecting a restaurant. When you create your menu, you will be able to display it on your website similar to the reservation and feedback widgets. It will also be shared with your guests when they make a reservation.

Would you like to create another menu? Get started here. ADD




▼ FIXED MENU

Business Lunch  

Medium



Spaghetti Bolognese 	1	€10.80
Salad  	1	€6.20

Big

Spaghetti Bolognese 	2	€16.90
Salad  	2	€9.80



This menu is currently active


▼ DAILY MENU

Daily Menu  

Available on Monday, Tuesday, Wednesday, Thursday, Friday

Salads

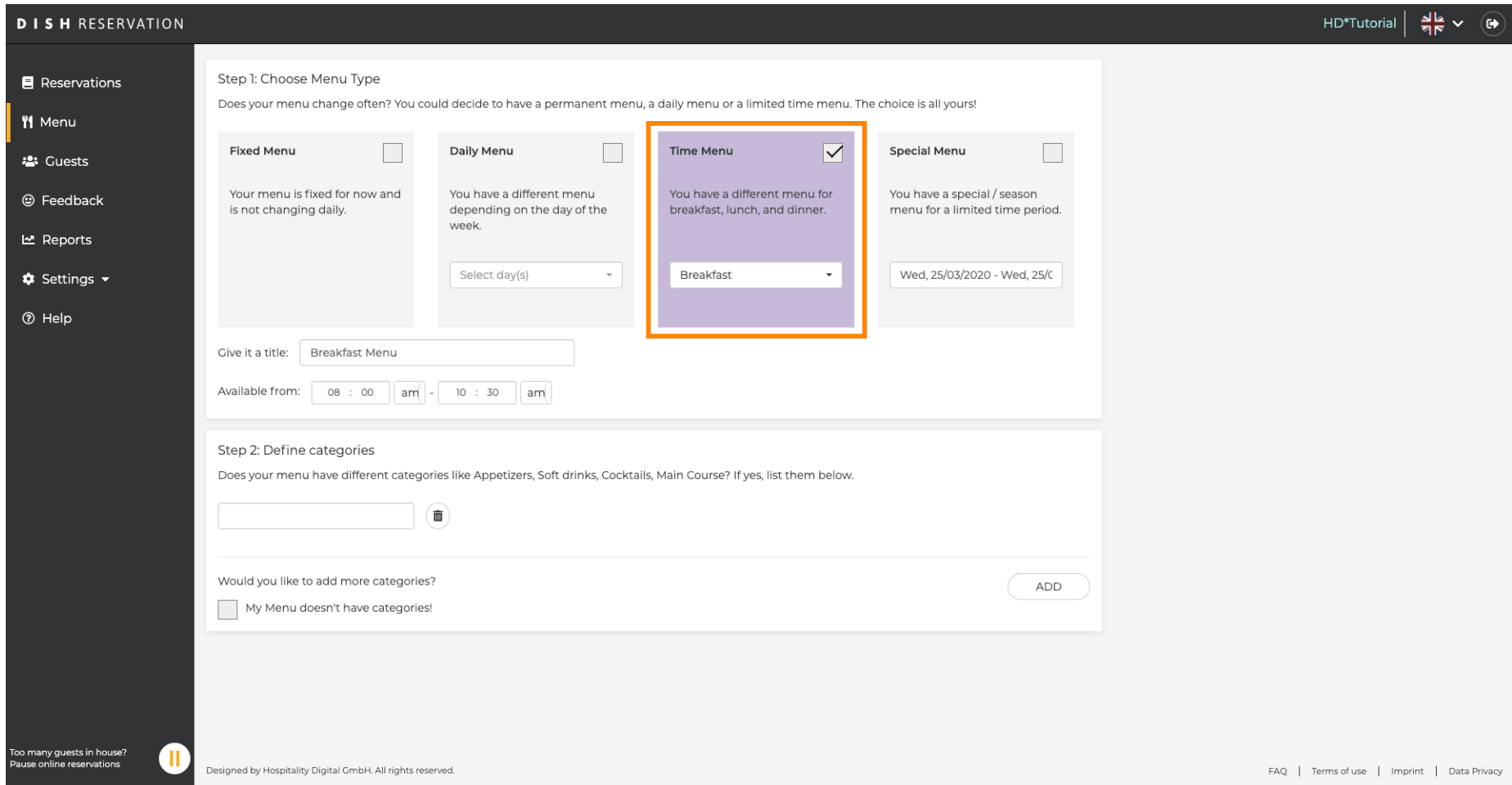
Green Salad  	1	€8.40
---	---	-------

Too many guests in house? 
 Pause online reservations

2 z 10

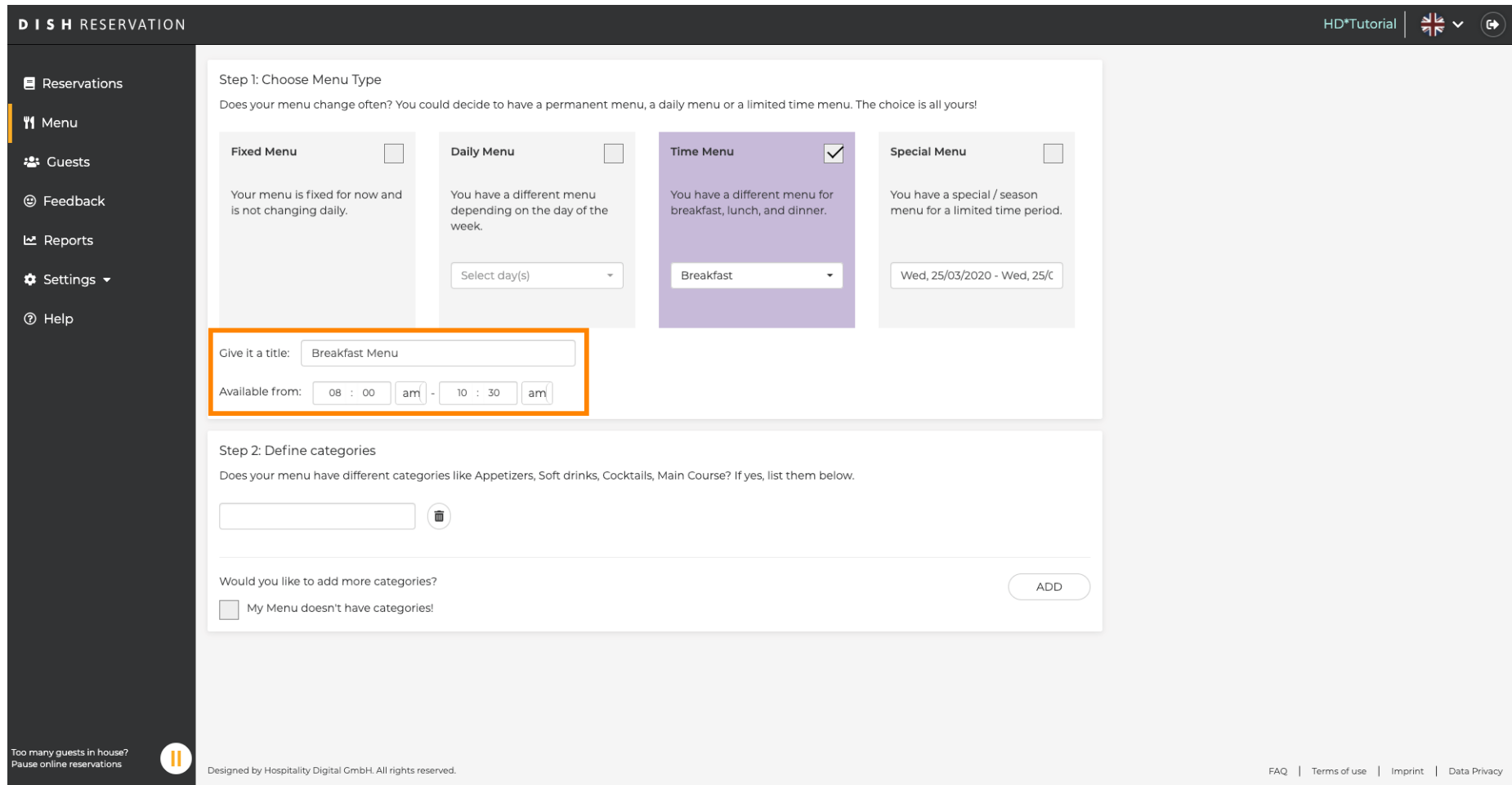


Kliknutím na **Časové menu** jej přidáte a **vyberete čas** , kdy bude nabídka platit.



The screenshot shows the 'DISH RESERVATION' admin interface. On the left is a dark sidebar with navigation options: Reservations, Menu, Guests, Feedback, Reports, Settings, and Help. The main content area is titled 'Step 1: Choose Menu Type' and asks 'Does your menu change often? You could decide to have a permanent menu, a daily menu or a limited time menu. The choice is all yours!'. There are four menu type options: Fixed Menu, Daily Menu, Time Menu, and Special Menu. The 'Time Menu' option is selected with a checkmark and is highlighted with an orange border. Below the options, there are input fields for the menu title (set to 'Breakfast Menu'), availability times (08:00 am to 10:30 am), and a date range (Wed, 25/03/2020 - Wed, 25/03/2020). The 'Time Menu' option also has a dropdown menu set to 'Breakfast'. Below this is 'Step 2: Define categories', which asks 'Does your menu have different categories like Appetizers, Soft drinks, Cocktails, Main Course? If yes, list them below.' There is an empty input field with a trash icon, and a checkbox for 'My Menu doesn't have categories!' with an 'ADD' button.

Poté zadejte **název** nového menu a upravte jeho **začátek a konec**.



DISH RESERVATION HD*Tutorial

Step 1: Choose Menu Type
Does your menu change often? You could decide to have a permanent menu, a daily menu or a limited time menu. The choice is all yours!

Fixed Menu <input type="checkbox"/> Your menu is fixed for now and is not changing daily.	Daily Menu <input type="checkbox"/> You have a different menu depending on the day of the week. Select day(s)	Time Menu <input checked="" type="checkbox"/> You have a different menu for breakfast, lunch, and dinner. Breakfast	Special Menu <input type="checkbox"/> You have a special / season menu for a limited time period. Wed, 25/03/2020 - Wed, 25/3
---	--	--	--

Give it a title:

Available from: -

Step 2: Define categories
Does your menu have different categories like Appetizers, Soft drinks, Cocktails, Main Course? If yes, list them below.

Would you like to add more categories?

My Menu doesn't have categories!

Too many guests in house? Pause online reservations

Designed by Hospitality Digital GmbH. All rights reserved. [FAQ](#) | [Terms of use](#) | [Imprint](#) | [Data Privacy](#)



V části **Definovat kategorie** lze do nové nabídky přidat více kategorií. **nepatří do žádné kategorie, klikněte na "Moje nabídka nemá kategorie!"**

Poznámka: Pokud nabídka

DISH RESERVATION HD*Tutorial

Step 1: Choose Menu Type
Does your menu change often? You could decide to have a permanent menu, a daily menu or a limited time menu. The choice is all yours!

Fixed Menu
Your menu is fixed for now and is not changing daily.

Daily Menu
You have a different menu depending on the day of the week.
Select day(s)

Time Menu
You have a different menu for breakfast, lunch, and dinner.
Breakfast

Special Menu
You have a special / season menu for a limited time period.
Wed, 25/03/2020 - Wed, 25/3

Give it a title:

Available from: -

Step 2: Define categories
Does your menu have different categories like Appetizers, Soft drinks, Cocktails, Main Course? If yes, list them below.

Would you like to add more categories?

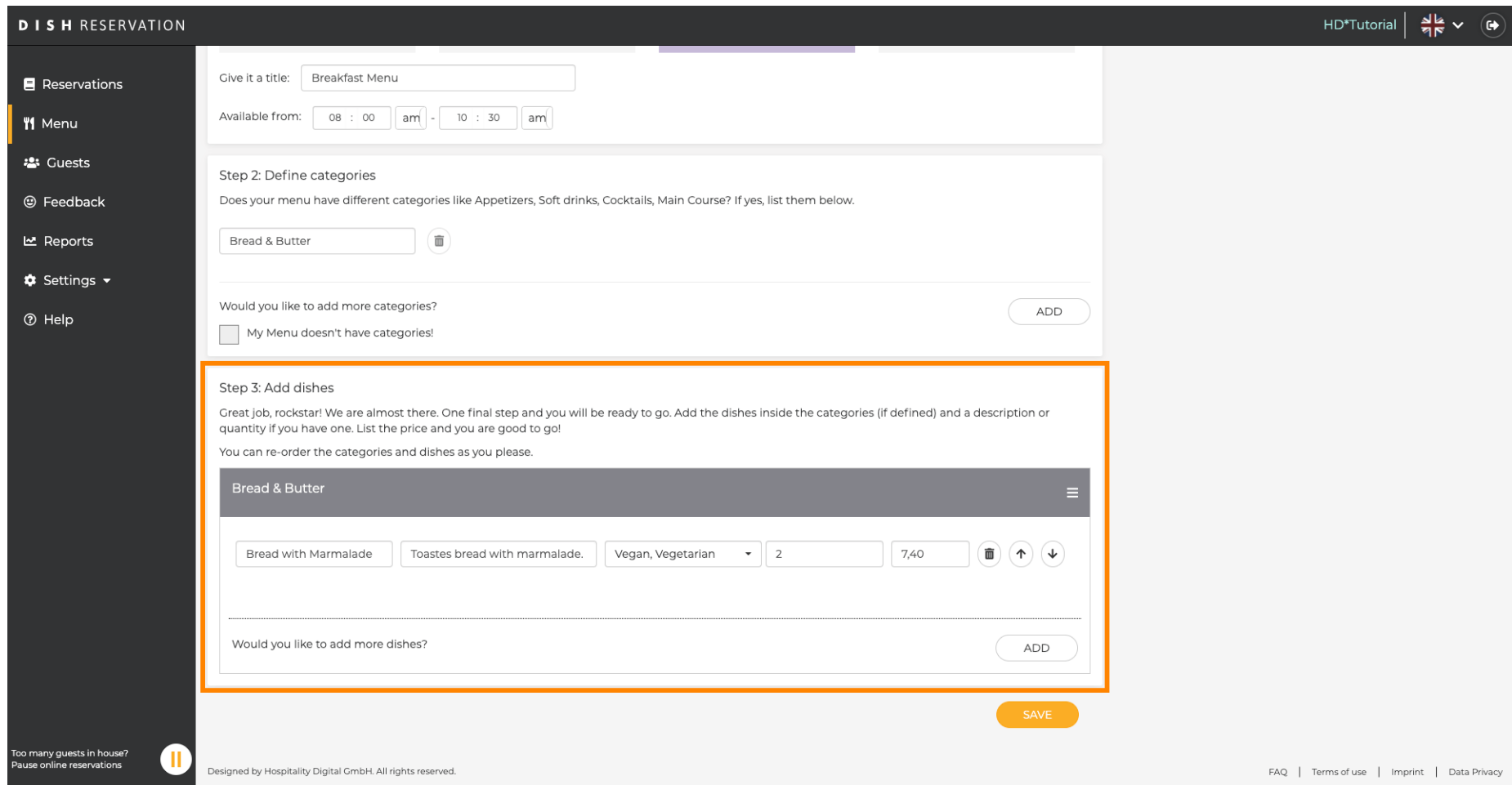
My Menu doesn't have categories!

Step 3: Add dishes
Great job, rockstar! We are almost there. One final step and you will be ready to go. Add the dishes inside the categories (if defined) and a description or quantity if you have one. List the price and you are good to go!
You can re-order the categories and dishes as you please.

Too many guests in house? Pause online reservations



V části **Přidat jídla** přidáte jídla do nového menu. Zadejte následující informace: název jídla, popis jídla, dietu, množství a cenu.



DISH RESERVATION HD*Tutorial

Give it a title:

Available from: -

Step 2: Define categories
Does your menu have different categories like Appetizers, Soft drinks, Cocktails, Main Course? If yes, list them below.

Would you like to add more categories?

My Menu doesn't have categories!

Step 3: Add dishes
Great job, rockstar! We are almost there. One final step and you will be ready to go. Add the dishes inside the categories (if defined) and a description or quantity if you have one. List the price and you are good to go!
You can re-order the categories and dishes as you please.

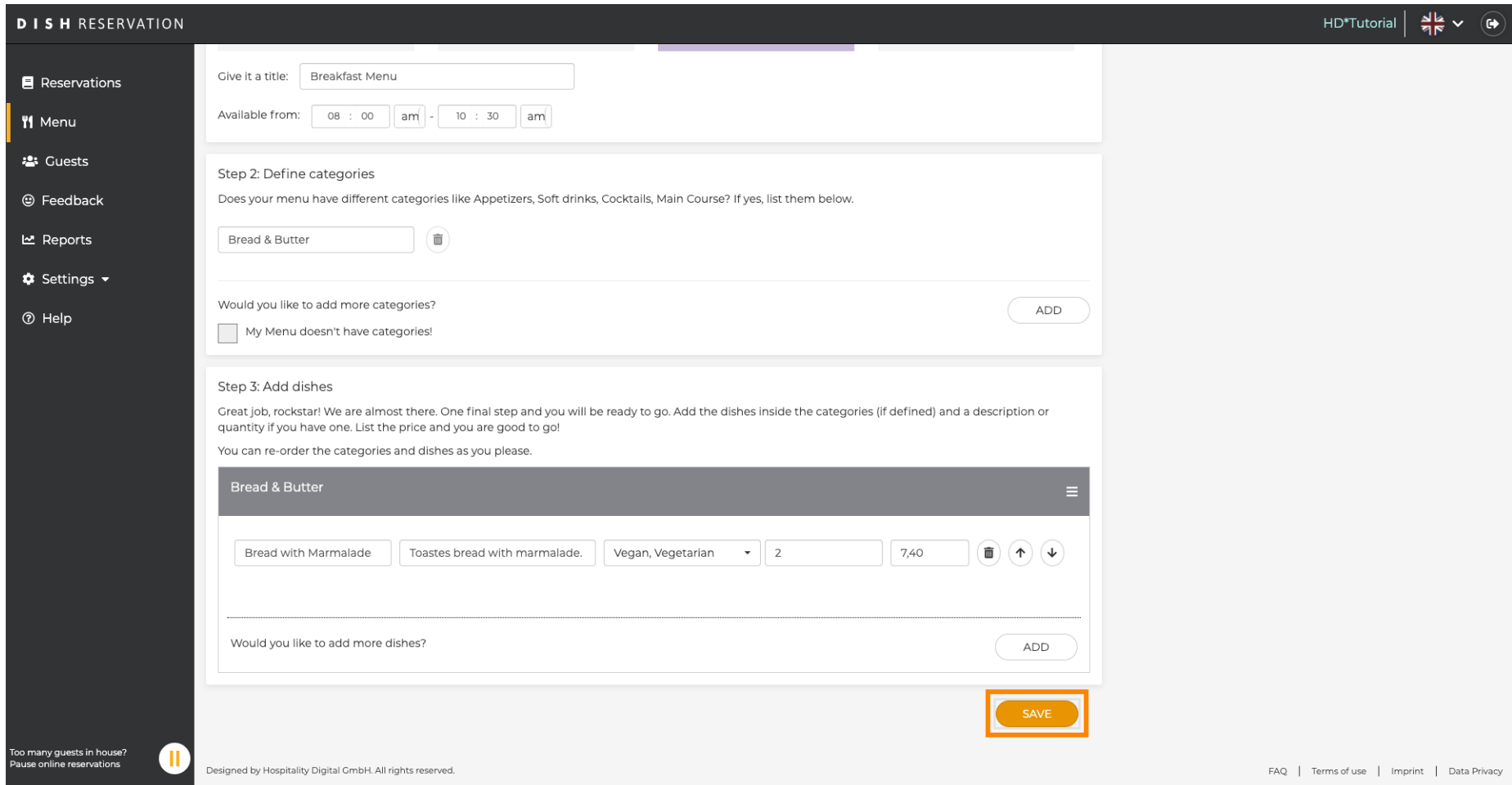
Bread & Butter					
<input type="text" value="Bread with Marmalade"/>	<input type="text" value="Toastes bread with marmalade."/>	<input type="text" value="Vegan, Vegetarian"/>	<input type="text" value="2"/>	<input type="text" value="7,40"/>	<input type="button" value="🗑️"/> <input type="button" value="↑"/> <input type="button" value="↓"/>

Would you like to add more dishes?

Too many guests in house? Pause online reservations

Designed by Hospitality Digital GmbH. All rights reserved. [FAQ](#) | [Terms of use](#) | [Imprint](#) | [Data Privacy](#)

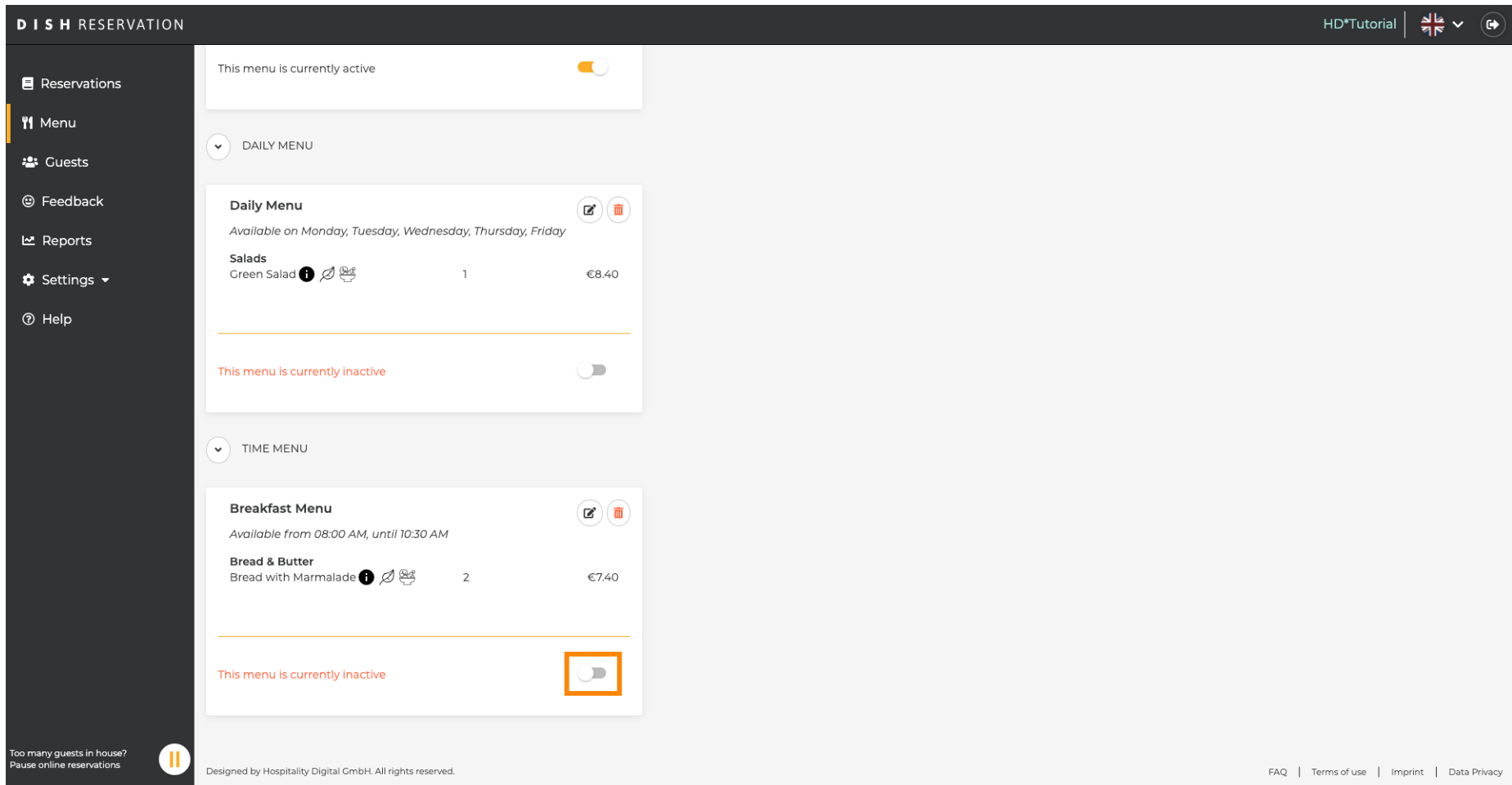
Chcete-li publikovat své nové menu, klikněte na **ULOŽIT**.



The screenshot shows the DISH RESERVATION admin interface. The left sidebar contains navigation options: Reservations, Menu, Guests, Feedback, Reports, Settings, and Help. The main content area is titled "DISH RESERVATION" and shows the "Menu" creation process. The title is "Breakfast Menu" and it is available from 08:00 am to 10:30 am. The current step is "Step 2: Define categories", where a category "Bread & Butter" has been added. Below this, there is a question "Would you like to add more categories?" with an "ADD" button and a checkbox "My Menu doesn't have categories!". The next step is "Step 3: Add dishes", which includes instructions and a list of dishes. One dish, "Bread with Marmalade", is listed under the "Bread & Butter" category with a description "Toastes bread with marmalade.", a dietary filter of "Vegan, Vegetarian", a quantity of 2, and a price of 7,40. There are also "ADD" and "SAVE" buttons. The "SAVE" button is highlighted with an orange border. At the bottom left, there is a notification "Too many guests in house? Pause online reservations" and a "Designed by Hospitality Digital GmbH. All rights reserved." footer. At the bottom right, there are links for "FAQ", "Terms of use", "Imprint", and "Data Privacy".




Vždy se můžete rozhodnout, zda nabídku nastavit jako aktivní nebo neaktivní, což má za následek, že se hostům zobrazí nebo ne. Chcete-li to provést, jednoduše použijte **posuvník** nabídky.

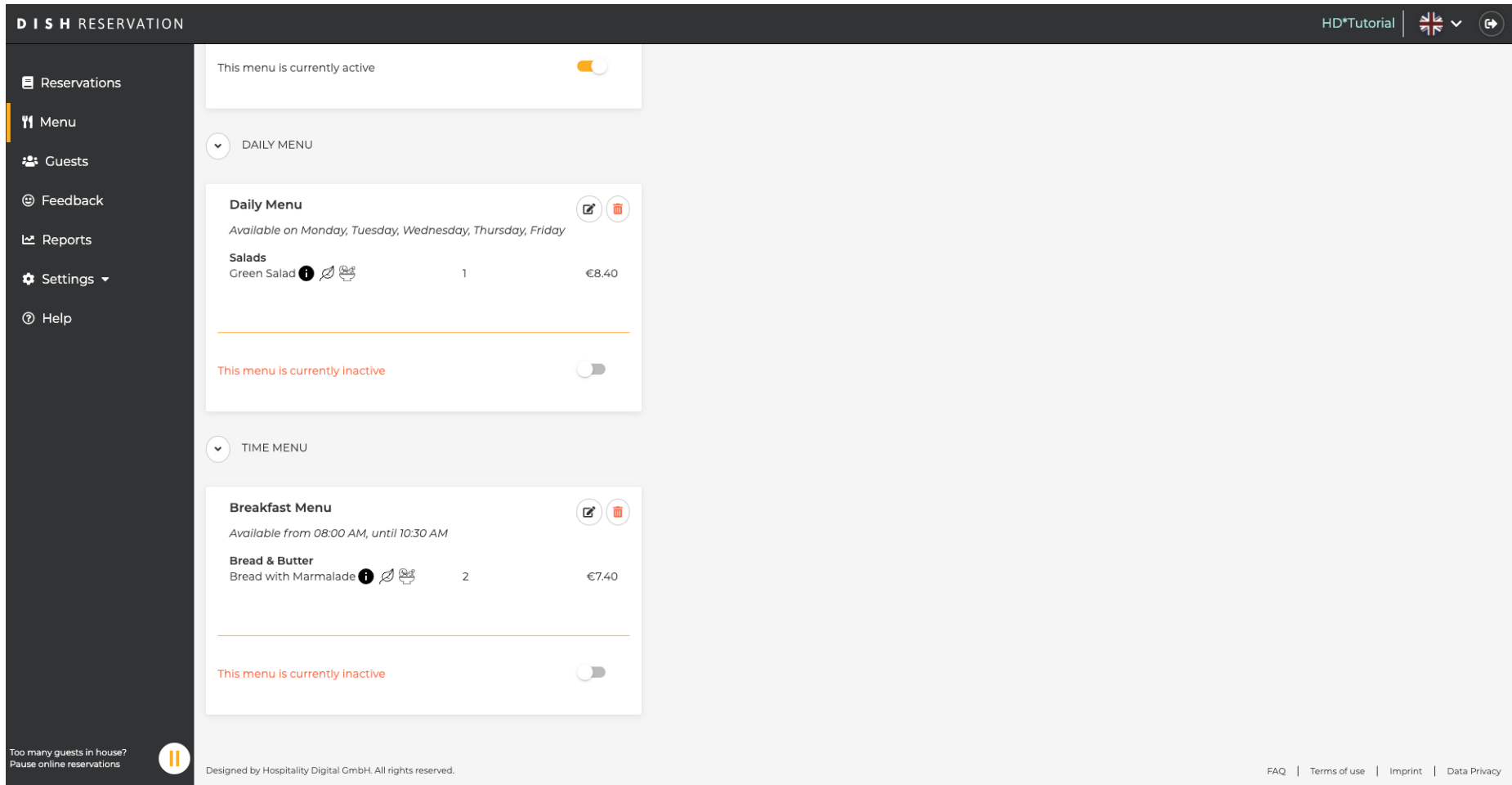


The screenshot shows the DISH RESERVATION admin interface. On the left is a dark sidebar with navigation options: Reservations, Menu, Guests, Feedback, Reports, Settings, and Help. The main content area displays two menu items:

- DAILY MENU**: Contains a **Daily Menu** item. It is currently active (toggle is on). The menu is available on Monday, Tuesday, Wednesday, Thursday, and Friday. It lists a **Green Salad** for €8.40.
- TIME MENU**: Contains a **Breakfast Menu** item. It is currently inactive (toggle is off). The menu is available from 08:00 AM until 10:30 AM. It lists **Bread & Butter** (Bread with Marmalade) for €7.40.

The toggle for the Breakfast Menu is highlighted with an orange square, indicating the action to be taken. At the bottom left, there is a notification: "Too many guests in house? Pause online reservations" with a pause icon. At the bottom right, there are links for FAQ, Terms of use, Imprint, and Data Privacy. The footer also includes "Designed by Hospitality Digital GmbH. All rights reserved."

 To je vše. Dokončili jste tutoriál a nyní víte, jak přidat časovou nabídku.



The screenshot displays the DISH RESERVATION admin interface. On the left is a dark sidebar with navigation options: Reservations, Menu, Guests, Feedback, Reports, Settings, and Help. The main content area shows two menu sections:

- DAILY MENU**: Contains a "Daily Menu" card. The card is currently active (toggle is on). It lists "Salads" with "Green Salad" priced at €8.40. Below the card, it says "This menu is currently inactive" with a toggle switch.
- TIME MENU**: Contains a "Breakfast Menu" card. The card is currently inactive (toggle is off). It lists "Bread & Butter" with "Bread with Marmalade" priced at €7.40. Below the card, it says "This menu is currently inactive" with a toggle switch.

At the bottom left, there is a notification: "Too many guests in house? Pause online reservations" with a pause icon. At the bottom right, there are links for "FAQ", "Terms of use", "Imprint", and "Data Privacy". The footer also includes "Designed by Hospitality Digital GmbH. All rights reserved."



Skenováním přejděte do interaktivního přehrávače