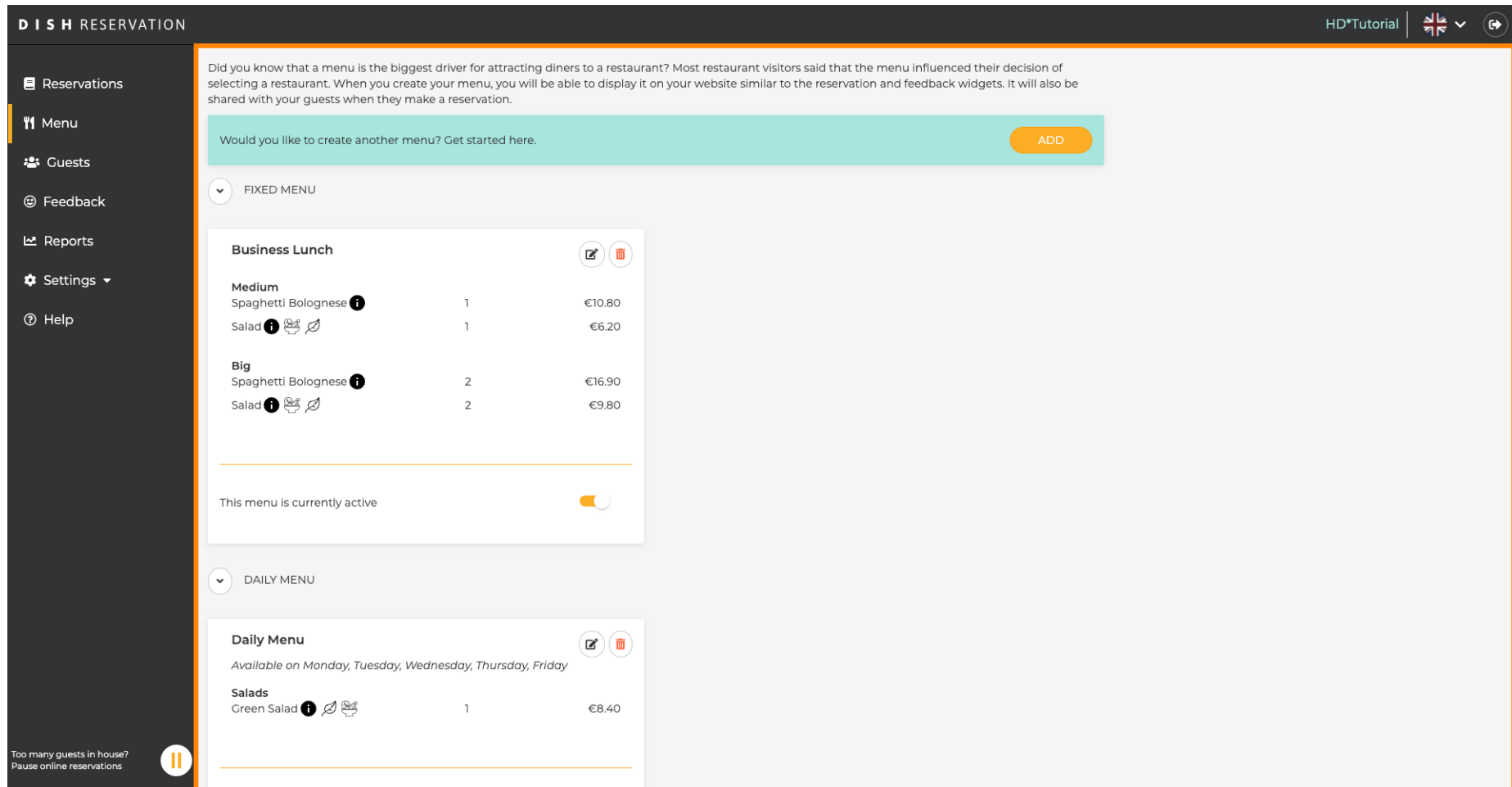













Jesteś teraz w **Panelu Administracyjnym** w sekcji **Menu** . Tutaj możesz edytować istniejące menu.





DISH RESERVATION HD*Tutorial  

-  Reservations
-  **Menu**
-  Guests
-  Feedback
-  Reports
-  Settings ▾
-  Help




Did you know that a menu is the biggest driver for attracting diners to a restaurant? Most restaurant visitors said that the menu influenced their decision of selecting a restaurant. When you create your menu, you will be able to display it on your website similar to the reservation and feedback widgets. It will also be shared with your guests when they make a reservation.

Would you like to create another menu? Get started here.
ADD




▼ FIXED MENU

Business Lunch  

Medium



Spaghetti Bolognese 	1	€10.80
Salad  	1	€6.20

Big

Spaghetti Bolognese 	2	€16.90
Salad  	2	€9.80



This menu is currently active


▼ DAILY MENU

Daily Menu  

Available on Monday, Tuesday, Wednesday, Thursday, Friday

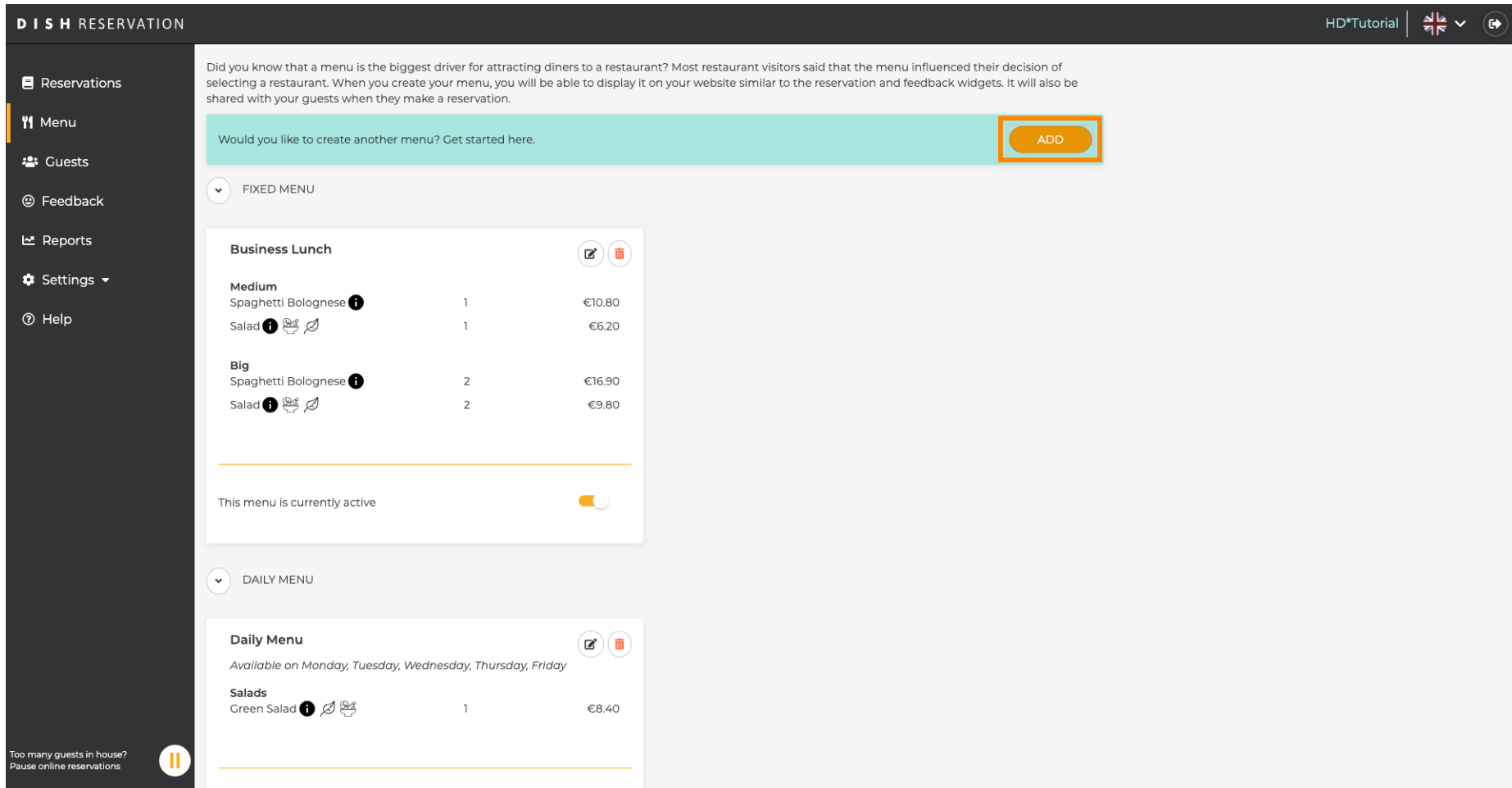
Salads



Green Salad  	1	€8.40
---	---	-------

Too many guests in house?  Pause online reservations



Kliknij przycisk **Dodaj** , aby dodać nowe menu.











DISH RESERVATION HD*Tutorial |  

Did you know that a menu is the biggest driver for attracting diners to a restaurant? Most restaurant visitors said that the menu influenced their decision of selecting a restaurant. When you create your menu, you will be able to display it on your website similar to the reservation and feedback widgets. It will also be shared with your guests when they make a reservation.

Would you like to create another menu? Get started here. ADD



▼ FIXED MENU

Business Lunch  



Medium		
Spaghetti Bolognese 	1	€10.80
Salad  	1	€6.20
Big		
Spaghetti Bolognese 	2	€16.90
Salad  	2	€9.80


This menu is currently active

▼ DAILY MENU

Daily Menu  

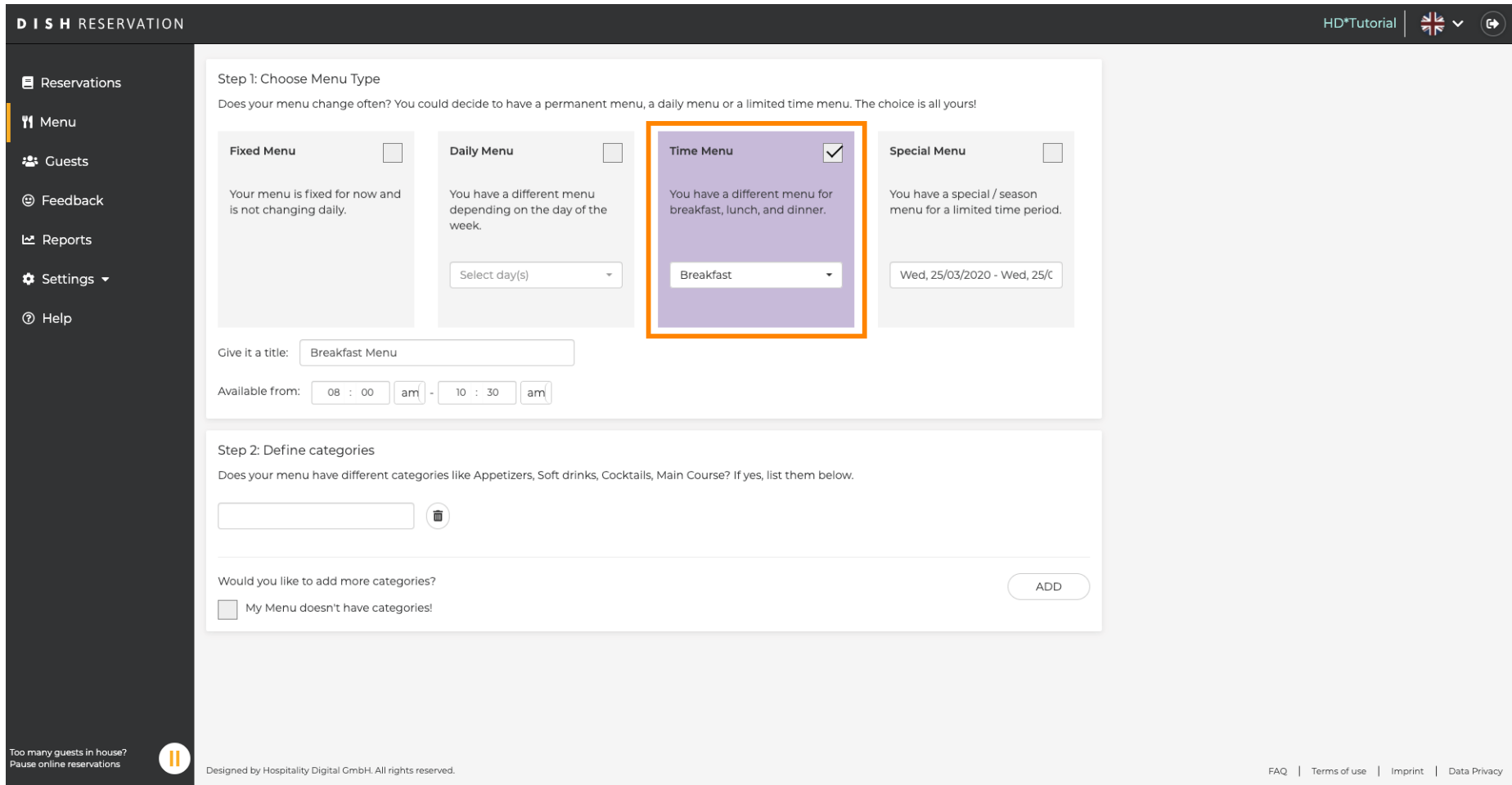
Available on Monday, Tuesday, Wednesday, Thursday, Friday

Salads		
Green Salad  	1	€8.40

Too many guests in house?  Pause online reservations



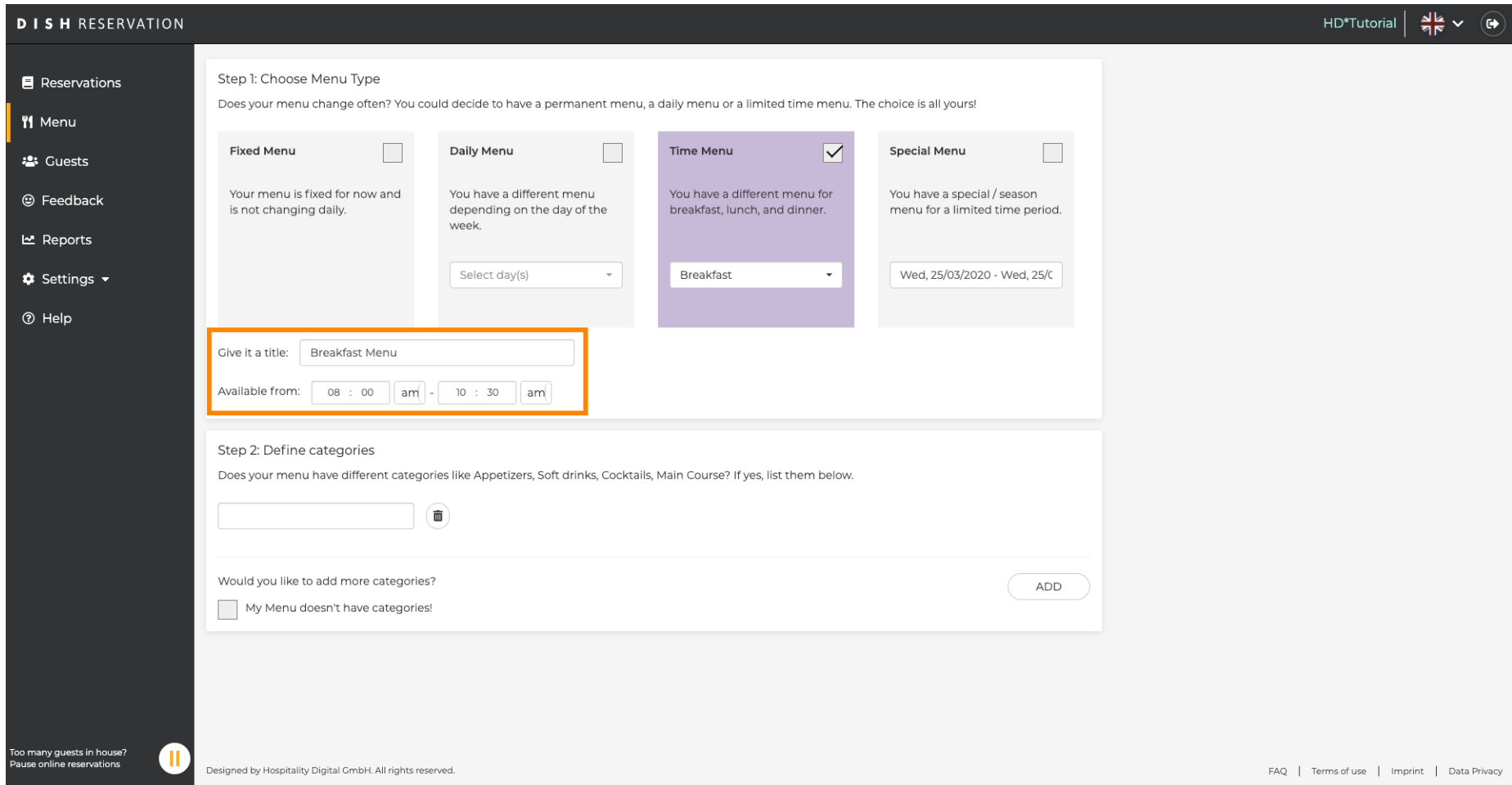
Kliknij **Menu czasu** , aby je dodać i **wyberz czas** , w którym menu będzie obowiązywać.



The screenshot shows the 'DISH RESERVATION' admin interface. On the left is a dark sidebar with navigation options: Reservations, Menu, Guests, Feedback, Reports, Settings, and Help. The main content area is titled 'Step 1: Choose Menu Type' and asks 'Does your menu change often? You could decide to have a permanent menu, a daily menu or a limited time menu. The choice is all yours!'. There are four menu type options: Fixed Menu, Daily Menu, Time Menu, and Special Menu. The 'Time Menu' option is selected with a checkmark and is highlighted with an orange border. Below the options, there are input fields for 'Give it a title:' (containing 'Breakfast Menu'), 'Available from:' (08 : 00 am - 10 : 30 am), and a date range (Wed, 25/03/2020 - Wed, 25/03/2020). A dropdown menu under 'Time Menu' shows 'Breakfast' selected. Below this is 'Step 2: Define categories' with a text input field and a trash icon. At the bottom, there is a checkbox for 'My Menu doesn't have categories!' and an 'ADD' button. The footer contains copyright information and a link to 'Data Privacy'.



Następnie wpisz **tytuł** nowego menu i dostosuj jego **czas rozpoczęcia i zakończenia** .



DISH RESERVATION HD*Tutorial

Menu

Reservations
 Menu
 Guests
 Feedback
 Reports
 Settings
 Help

Step 1: Choose Menu Type
 Does your menu change often? You could decide to have a permanent menu, a daily menu or a limited time menu. The choice is all yours!

Fixed Menu
 Your menu is fixed for now and is not changing daily.

Daily Menu
 You have a different menu depending on the day of the week.
 Select day(s)

Time Menu
 You have a different menu for breakfast, lunch, and dinner.
 Breakfast

Special Menu
 You have a special / season menu for a limited time period.
 Wed, 25/03/2020 - Wed, 25/3

Give it a title:

Available from: -

Step 2: Define categories
 Does your menu have different categories like Appetizers, Soft drinks, Cocktails, Main Course? If yes, list them below.

Would you like to add more categories?

My Menu doesn't have categories!

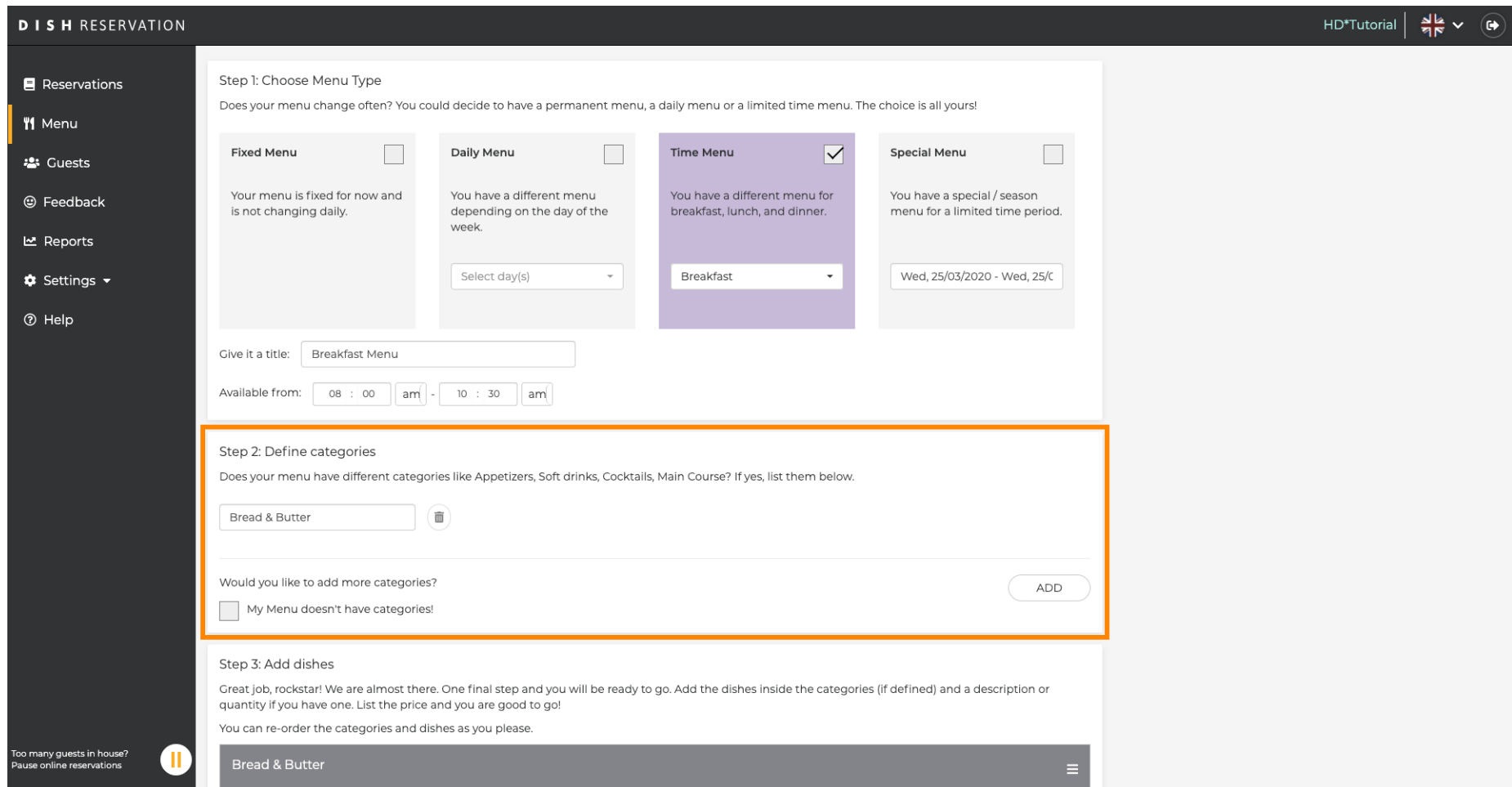
Too many guests in house? Pause online reservations

Designed by Hospitality Digital GmbH. All rights reserved.

FAQ | Terms of use | Imprint | Data Privacy



W sekcji **Zdefiniuj kategorie** do nowego menu można dodać wiele kategorii. **Uwaga: jeśli menu nie należy do żadnej kategorii, kliknij „Moje menu nie ma kategorii!”**



DISH RESERVATION HD*Tutorial

Step 1: Choose Menu Type
Does your menu change often? You could decide to have a permanent menu, a daily menu or a limited time menu. The choice is all yours!

- Fixed Menu** : Your menu is fixed for now and is not changing daily.
- Daily Menu** : You have a different menu depending on the day of the week. (Select day(s))
- Time Menu** : You have a different menu for breakfast, lunch, and dinner. (Breakfast)
- Special Menu** : You have a special / season menu for a limited time period. (Wed, 25/03/2020 - Wed, 25/3)

Give it a title:

Available from: -

Step 2: Define categories
Does your menu have different categories like Appetizers, Soft drinks, Cocktails, Main Course? If yes, list them below.

Would you like to add more categories?

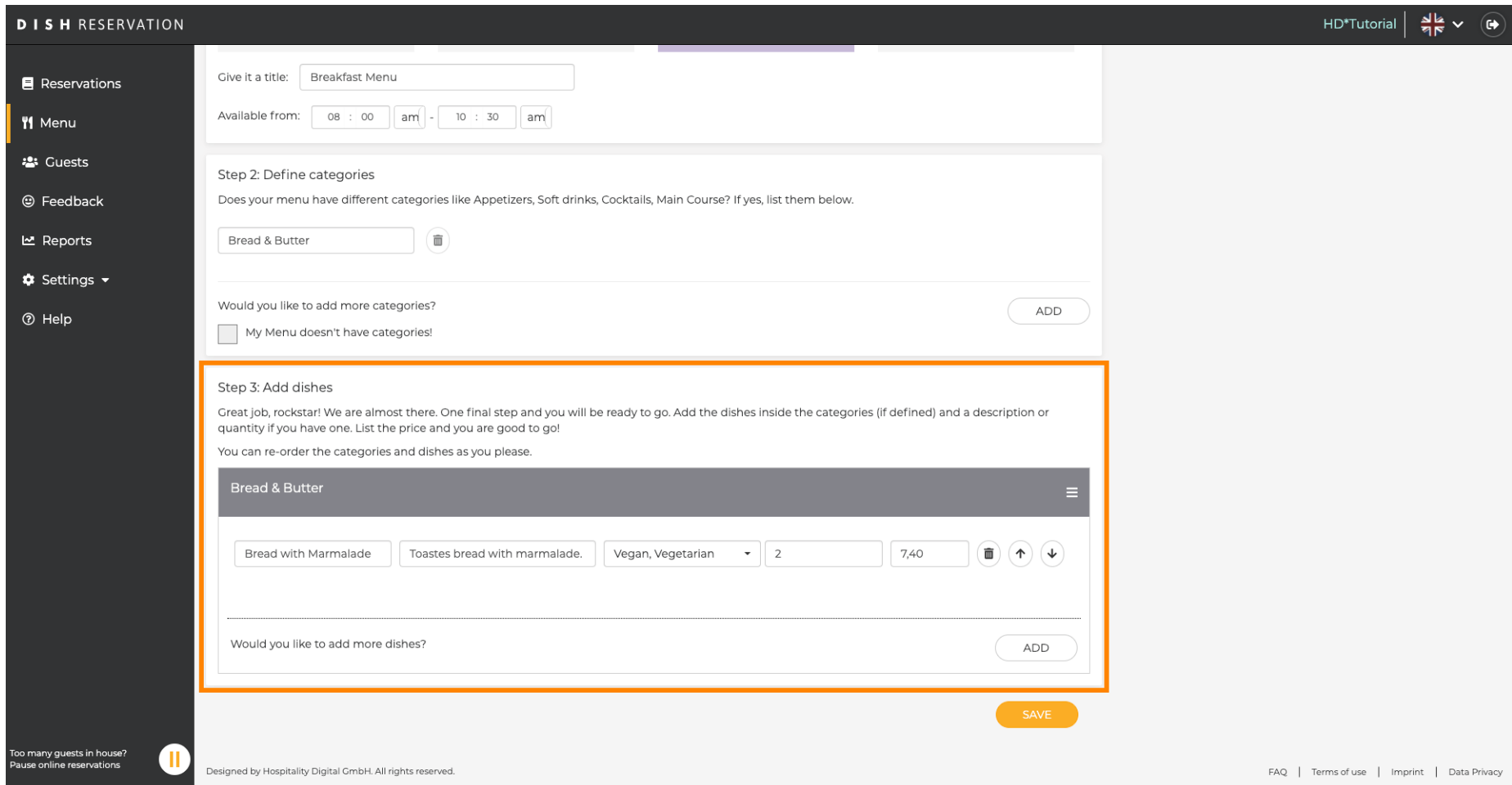
My Menu doesn't have categories!

Step 3: Add dishes
Great job, rockstar! We are almost there. One final step and you will be ready to go. Add the dishes inside the categories (if defined) and a description or quantity if you have one. List the price and you are good to go!
You can re-order the categories and dishes as you please.

Too many guests in house? Pause online reservations



W sekcji **Dodaj dania** dodajesz dania do nowego menu. Wprowadź następujące informacje: nazwa dania, opis dania, dieta, ilość, cena.



The screenshot shows the 'DISH RESERVATION' admin interface. The left sidebar contains navigation options: Reservations, Menu, Guests, Feedback, Reports, Settings, and Help. The main content area is titled 'Breakfast Menu' and shows the 'Step 3: Add dishes' section highlighted with an orange border. This section includes instructions to add dishes with descriptions, quantities, and prices. A table lists a dish 'Bread with Marmalade' under the 'Bread & Butter' category, with a quantity of 2 and a price of 7,40. The interface also includes an 'ADD' button for adding more dishes and a 'SAVE' button at the bottom.

Step 3: Add dishes
Great job, rockstar! We are almost there. One final step and you will be ready to go. Add the dishes inside the categories (if defined) and a description or quantity if you have one. List the price and you are good to go!
You can re-order the categories and dishes as you please.

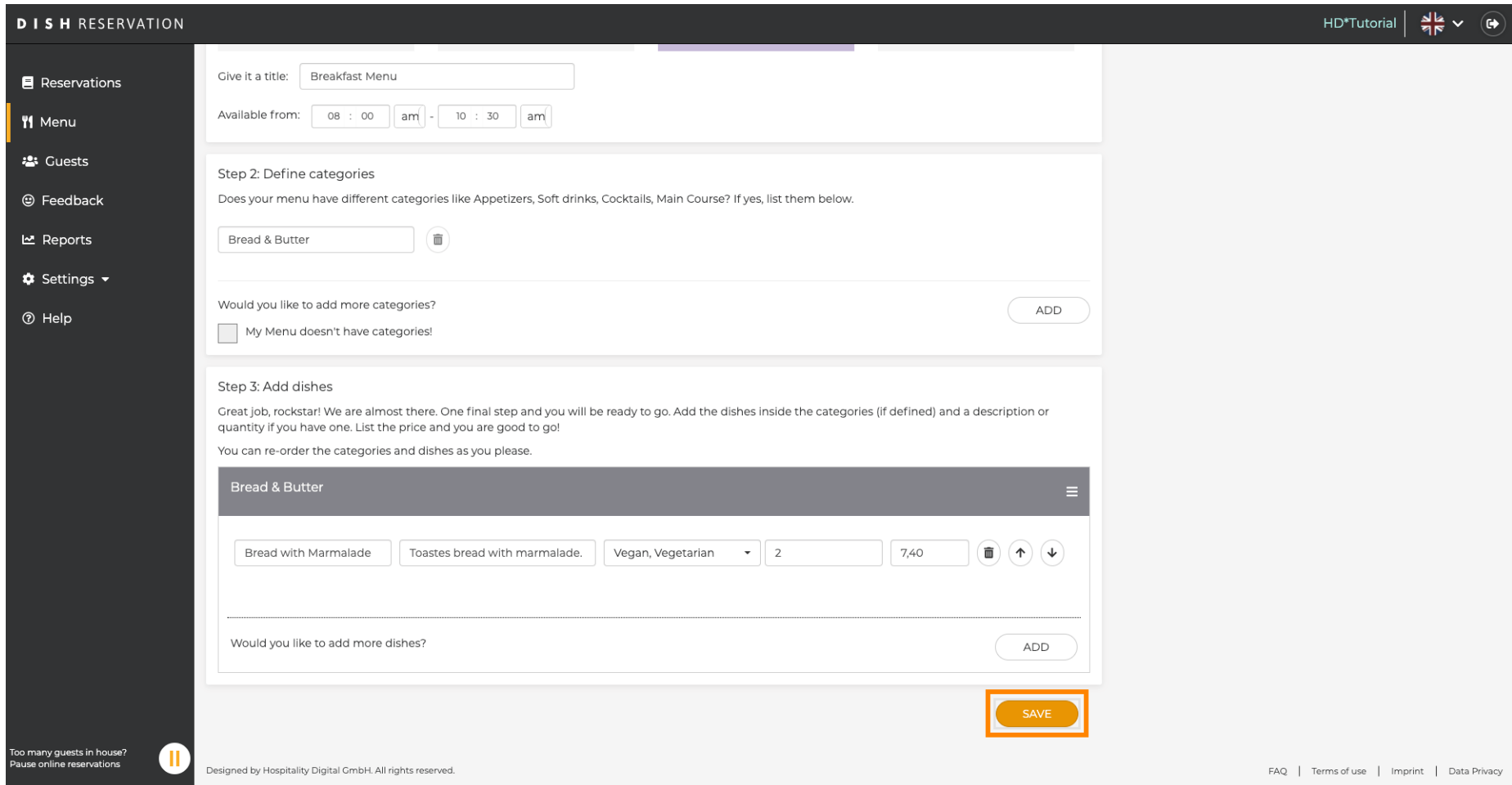
Bread & Butter					
Bread with Marmalade	Toastes bread with marmalade.	Vegan, Vegetarian	2	7,40	[trash] [up] [down]



Would you like to add more dishes? [ADD](#)








[SAVE](#)



Aby opublikować nowe menu, kliknij **ZAPISZ** .




DISH RESERVATION HD*Tutorial |  | 

-  Reservations
-  **Menu**
-  Guests
-  Feedback
-  Reports
-  Settings ▾
-  Help

Give it a title:

Available from: -


Step 2: Define categories
Does your menu have different categories like Appetizers, Soft drinks, Cocktails, Main Course? If yes, list them below.






Would you like to add more categories?


My Menu doesn't have categories!

Step 3: Add dishes
Great job, rockstar! We are almost there. One final step and you will be ready to go. Add the dishes inside the categories (if defined) and a description or quantity if you have one. List the price and you are good to go!
You can re-order the categories and dishes as you please.

Bread & Butter 

<input type="text" value="Bread with Marmalade"/>	<input type="text" value="Toastes bread with marmalade."/>	<input type="text" value="Vegan, Vegetarian"/>	<input type="text" value="2"/>	<input type="text" value="7,40"/>			
---	--	--	--------------------------------	-----------------------------------	---	---	---

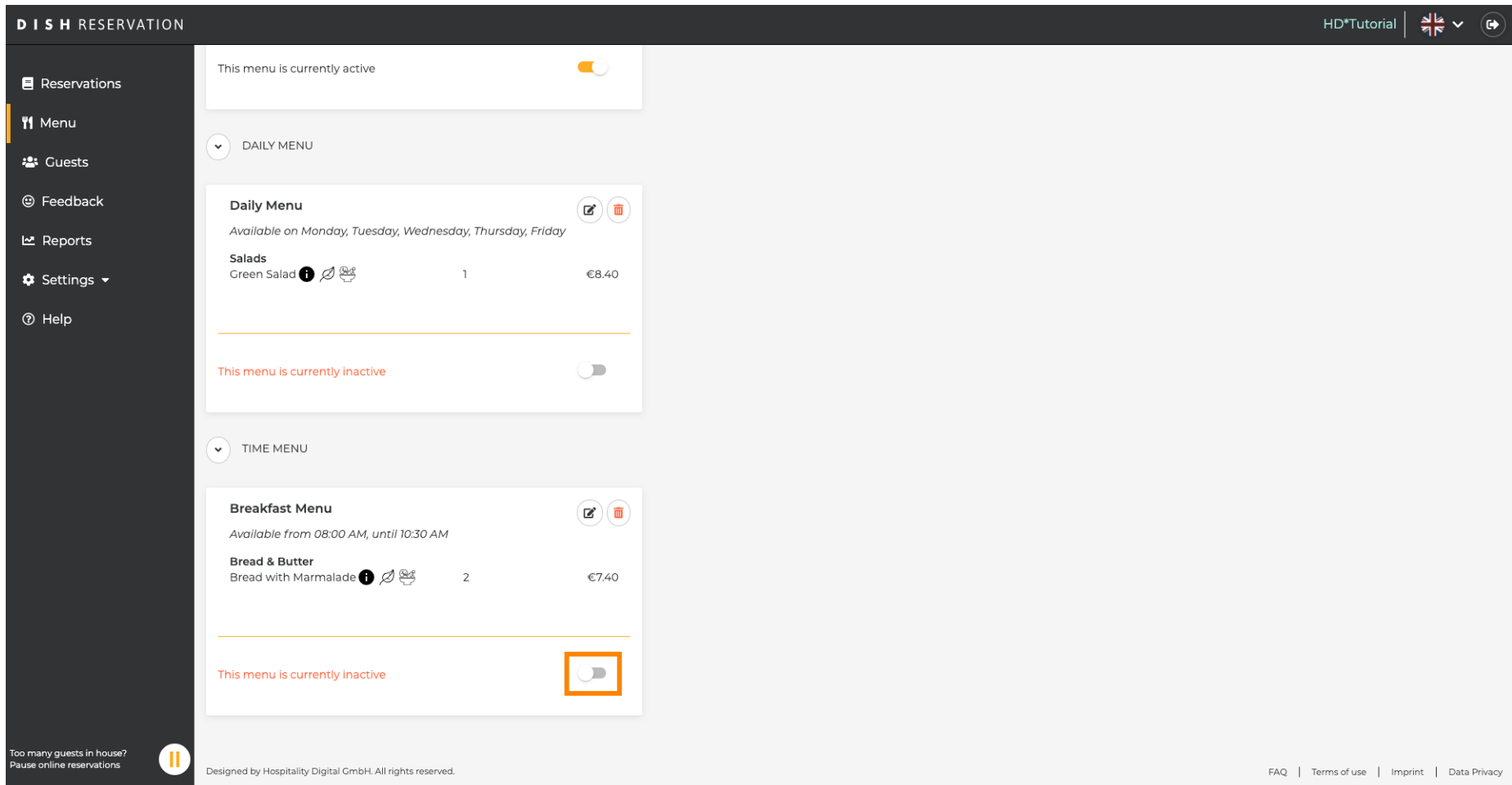
Would you like to add more dishes?

Too many guests in house?  Pause online reservations

Designed by Hospitality Digital GmbH. All rights reserved. FAQ | Terms of use | Imprint | Data Privacy



Zawsze możesz zdecydować, czy menu ma być aktywne, czy nieaktywne, co skutkuje wyświetlaniem ich gościowi lub nie. Aby to zrobić, wystarczy skorzystać z **suwaka** menu.

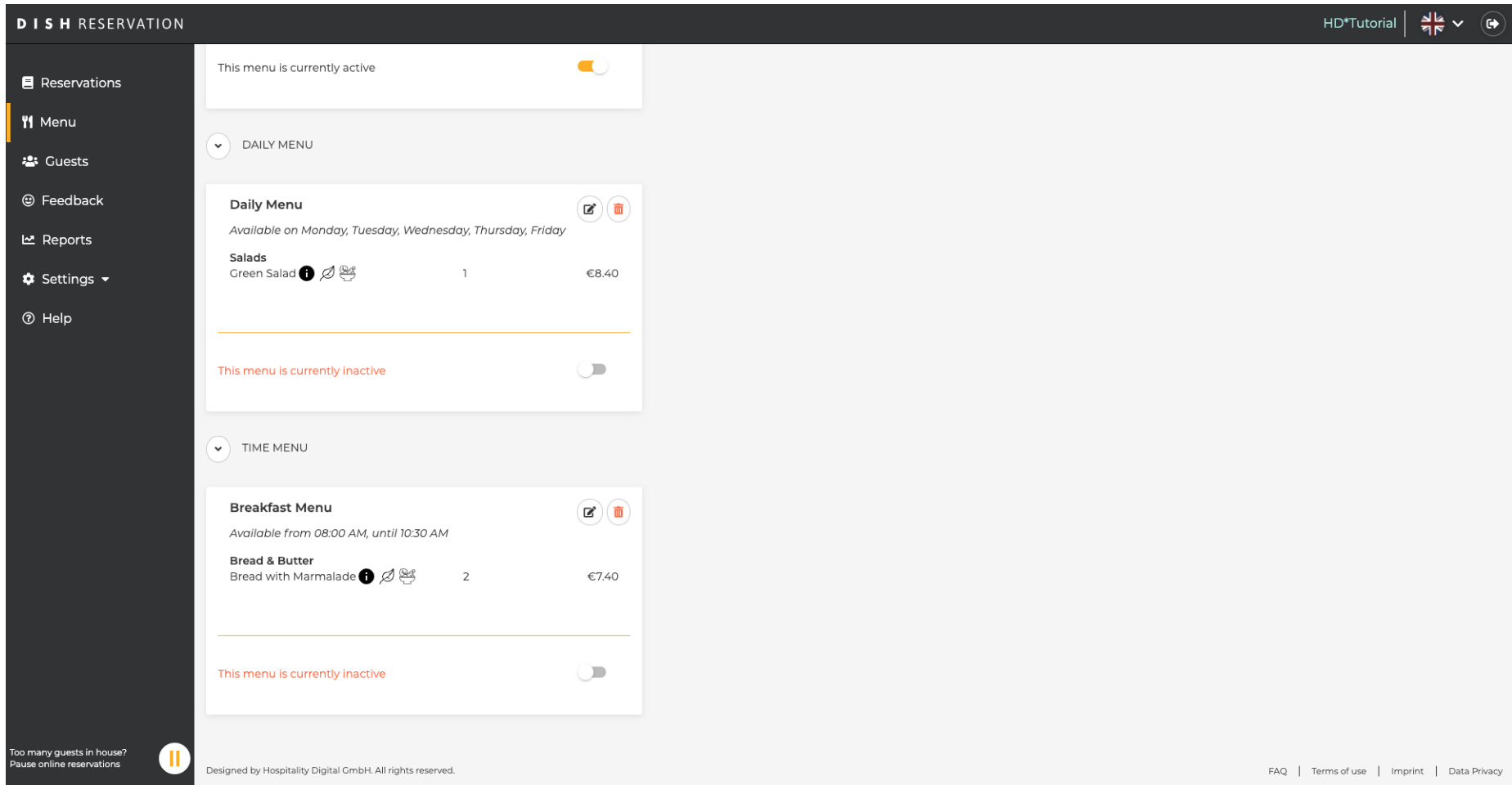


The screenshot displays the DISH Reservation admin interface. On the left is a dark sidebar with navigation options: Reservations, Menu, Guests, Feedback, Reports, Settings, and Help. The main content area shows two menu items:

- DAILY MENU**:
 - Daily Menu**: Available on Monday, Tuesday, Wednesday, Thursday, Friday. It lists "Green Salad" for €8.40. A toggle switch at the bottom indicates "This menu is currently active" (turned on).
- TIME MENU**:
 - Breakfast Menu**: Available from 08:00 AM, until 10:30 AM. It lists "Bread & Butter" (Bread with Marmalade) for €7.40. A toggle switch at the bottom indicates "This menu is currently inactive" (turned off), and this switch is highlighted with an orange square.

At the bottom left, there is a notification: "Too many guests in house? Pause online reservations" with a pause icon. At the bottom right, there are links for "FAQ", "Terms of use", "Imprint", and "Data Privacy".

 Otóż to. Ukończyłeś samouczek dotyczący dodawania menu czasu.



The screenshot displays the DISH Reservation administrative interface. On the left is a dark sidebar with navigation options: Reservations, Menu, Guests, Feedback, Reports, Settings, and Help. The main content area shows two menu sections: 'DAILY MENU' and 'TIME MENU'. The 'DAILY MENU' section is currently active, showing a 'Daily Menu' card with a toggle switch turned on. Below it, a 'Salads' category lists 'Green Salad' for €8.40. The 'TIME MENU' section is currently inactive, showing a 'Breakfast Menu' card with a toggle switch turned off. Below it, a 'Bread & Butter' category lists 'Bread with Marmalade' for €7.40. At the bottom left, there is a notification: 'Too many guests in house? Pause online reservations'. At the bottom right, there are links for 'FAQ', 'Terms of use', 'Imprint', and 'Data Privacy'. The footer also includes the text 'Designed by Hospitality Digital GmbH. All rights reserved.'



Zeskanuj, aby przejść do interaktywnego odtwarzacza