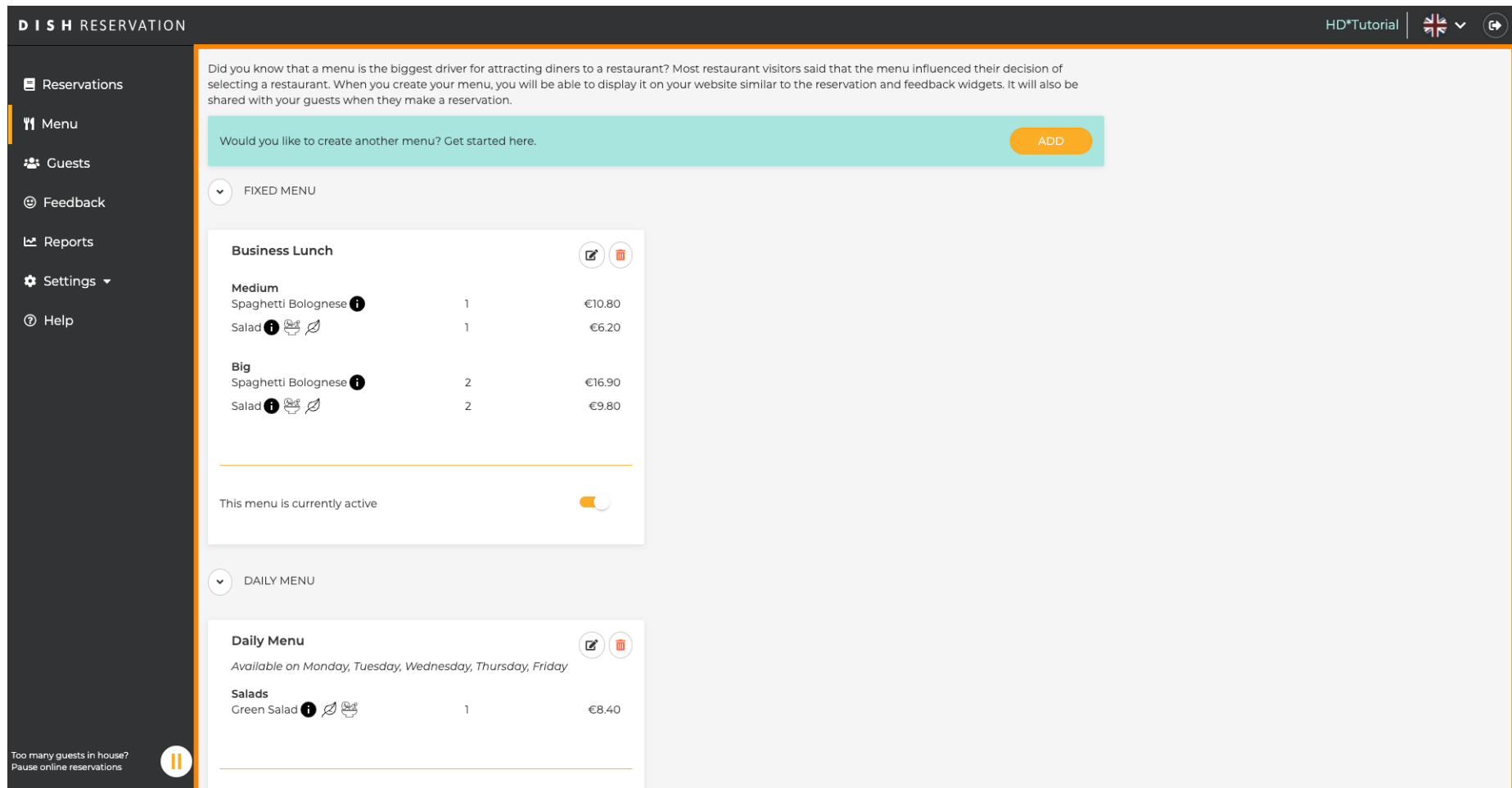












Acum vă aflați în **Panoul de administrare** din secțiunea **Meniu** . Aici puteți adăuga și edita meniuri existente.



DISH RESERVATION
HD\*Tutorial  

-  Reservations
-  Menu
-  Guests
-  Feedback
-  Reports
-  Settings ▾
-  Help





Did you know that a menu is the biggest driver for attracting diners to a restaurant? Most restaurant visitors said that the menu influenced their decision of selecting a restaurant. When you create your menu, you will be able to display it on your website similar to the reservation and feedback widgets. It will also be shared with your guests when they make a reservation.

Would you like to create another menu? Get started here.
ADD





▼ FIXED MENU

**Business Lunch**  

**Medium**

Spaghetti Bolognese 	1	€10.80
Salad   	1	€6.20



**Big**

Spaghetti Bolognese 	2	€16.90
Salad   	2	€9.80

---




This menu is currently active

▼ DAILY MENU


**Daily Menu**  

*Available on Monday, Tuesday, Wednesday, Thursday, Friday*

**Salads**

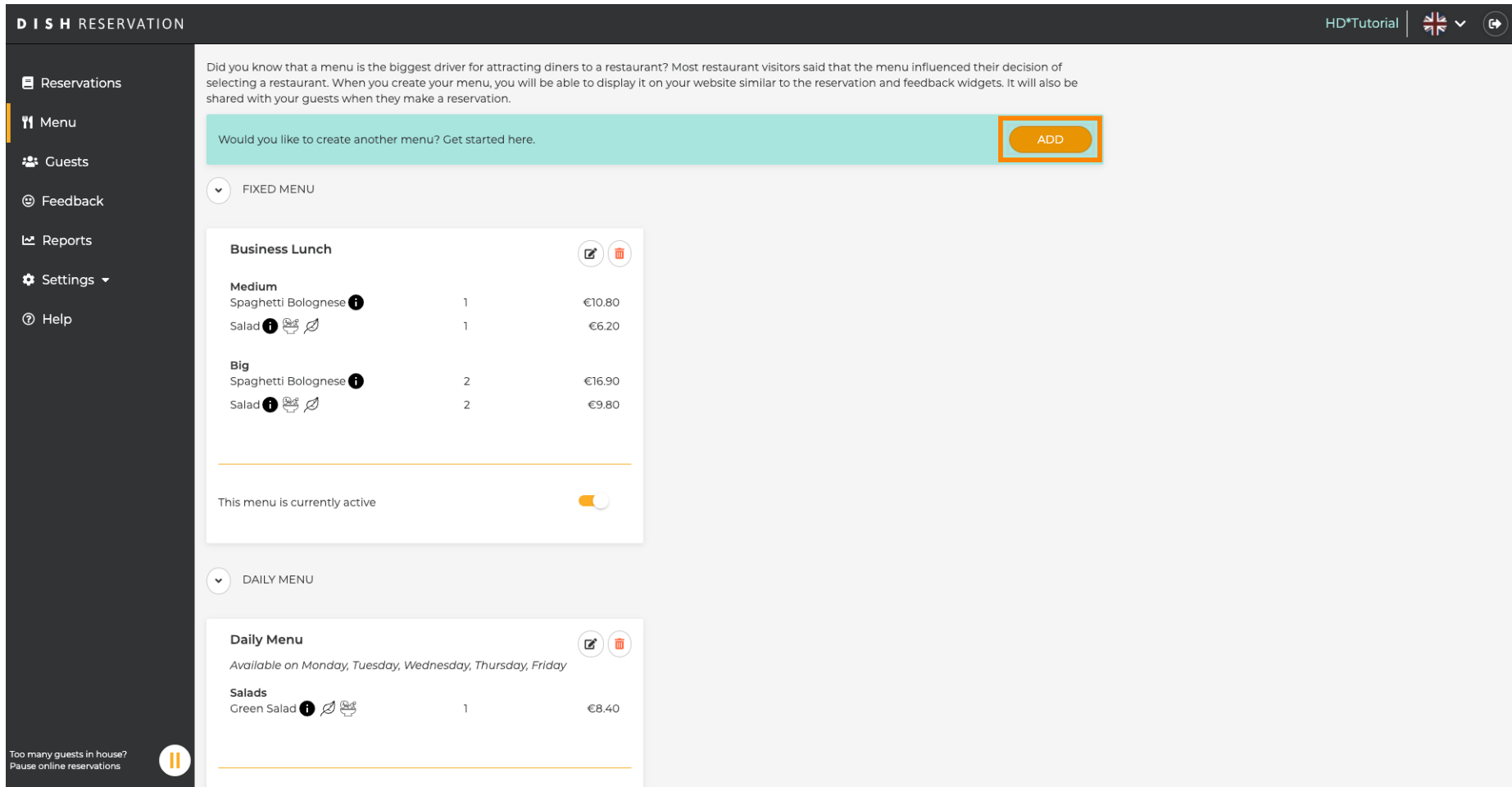
Green Salad   	1	€8.40
---	---	-------



---

Too many guests in house?  Pause online reservations

1 din 10

Faceți clic pe **adăugare** pentru a adăuga un nou meniu.



**DISH RESERVATION** HD\*Tutorial |  

Reservations

**Menu**

Guests

Feedback

Reports



Settings ▾







Help

Did you know that a menu is the biggest driver for attracting diners to a restaurant? Most restaurant visitors said that the menu influenced their decision of selecting a restaurant. When you create your menu, you will be able to display it on your website similar to the reservation and feedback widgets. It will also be shared with your guests when they make a reservation.

Would you like to create another menu? Get started here. [ADD](#)



FIXED MENU

**Business Lunch**  



Item	Quantity	Price
<b>Medium</b>		
Spaghetti Bolognese 	1	€10.80
Salad  	1	€6.20
<b>Big</b>		
Spaghetti Bolognese 	2	€16.90
Salad  	2	€9.80


This menu is currently active

DAILY MENU

**Daily Menu**  

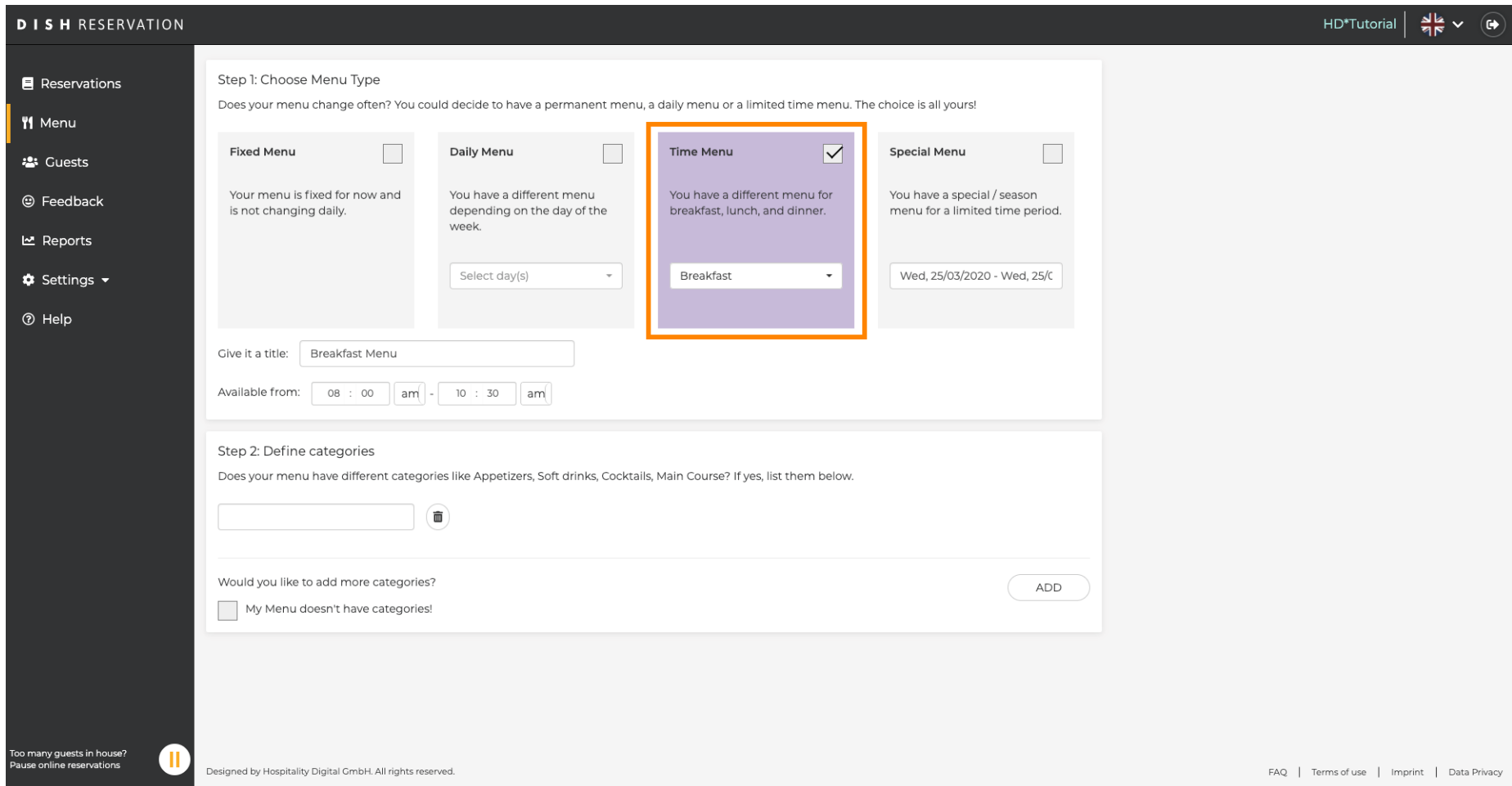
Available on Monday, Tuesday, Wednesday, Thursday, Friday

Item	Quantity	Price
<b>Salads</b>		
Green Salad  	1	€8.40

Too many guests in house? Pause online reservations 



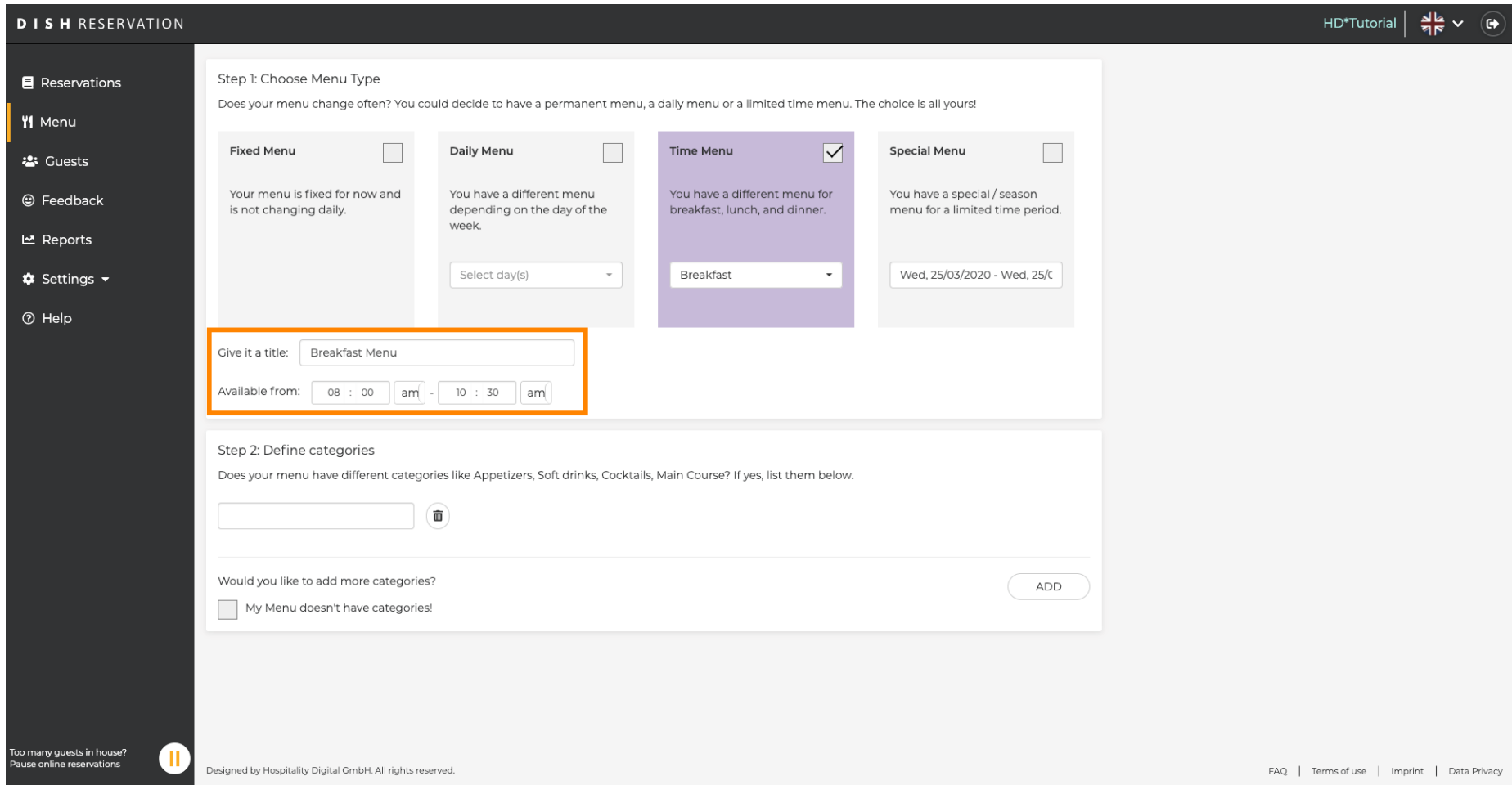
Faceți clic pe **Time Menu** pentru a-l adăuga și **selectați ora** la care se aplică meniul.












The screenshot shows the 'DISH RESERVATION' admin interface. On the left is a dark sidebar with navigation options: Reservations, Menu, Guests, Feedback, Reports, Settings, and Help. The main content area is titled 'Step 1: Choose Menu Type' and asks 'Does your menu change often? You could decide to have a permanent menu, a daily menu or a limited time menu. The choice is all yours!'. There are four menu type options: Fixed Menu, Daily Menu, Time Menu, and Special Menu. The 'Time Menu' option is selected with a checkmark and is highlighted with an orange border. Below the options, there are input fields for the menu title (set to 'Breakfast Menu'), availability times (08:00 am to 10:30 am), and a date range (Wed, 25/03/2020 - Wed, 25/03/2020). The 'Time Menu' option also has a dropdown menu set to 'Breakfast'. Below this is 'Step 2: Define categories', which asks 'Does your menu have different categories like Appetizers, Soft drinks, Cocktails, Main Course? If yes, list them below.' There is an empty input field with a trash icon, and a checkbox for 'My Menu doesn't have categories!' with an 'ADD' button.



Apoi introduceți **titlul** noului meniu și ajustați **ora de începere și de sfârșit** a acestuia.



**DISH RESERVATION** HD\*Tutorial |  

-  Reservations
-  **Menu**
-  Guests
-  Feedback
-  Reports
-  Settings ▾
-  Help

**Step 1: Choose Menu Type**  
Does your menu change often? You could decide to have a permanent menu, a daily menu or a limited time menu. The choice is all yours!


<p><b>Fixed Menu</b> <input type="checkbox"/></p> <p>Your menu is fixed for now and is not changing daily.</p>	<p><b>Daily Menu</b> <input type="checkbox"/></p> <p>You have a different menu depending on the day of the week.</p> <p>Select day(s) ▾</p>	<p><b>Time Menu</b> <input checked="" type="checkbox"/></p> <p>You have a different menu for breakfast, lunch, and dinner.</p> <p>Breakfast ▾</p>	<p><b>Special Menu</b> <input type="checkbox"/></p> <p>You have a special / season menu for a limited time period.</p> <p>Wed, 25/03/2020 - Wed, 25/3</p>
--	---	---	---

**Give it a title:**

**Available from:**   -

---


**Step 2: Define categories**  
Does your menu have different categories like Appetizers, Soft drinks, Cocktails, Main Course? If yes, list them below.



Would you like to add more categories? ADD

My Menu doesn't have categories!

Too many guests in house?  
Pause online reservations

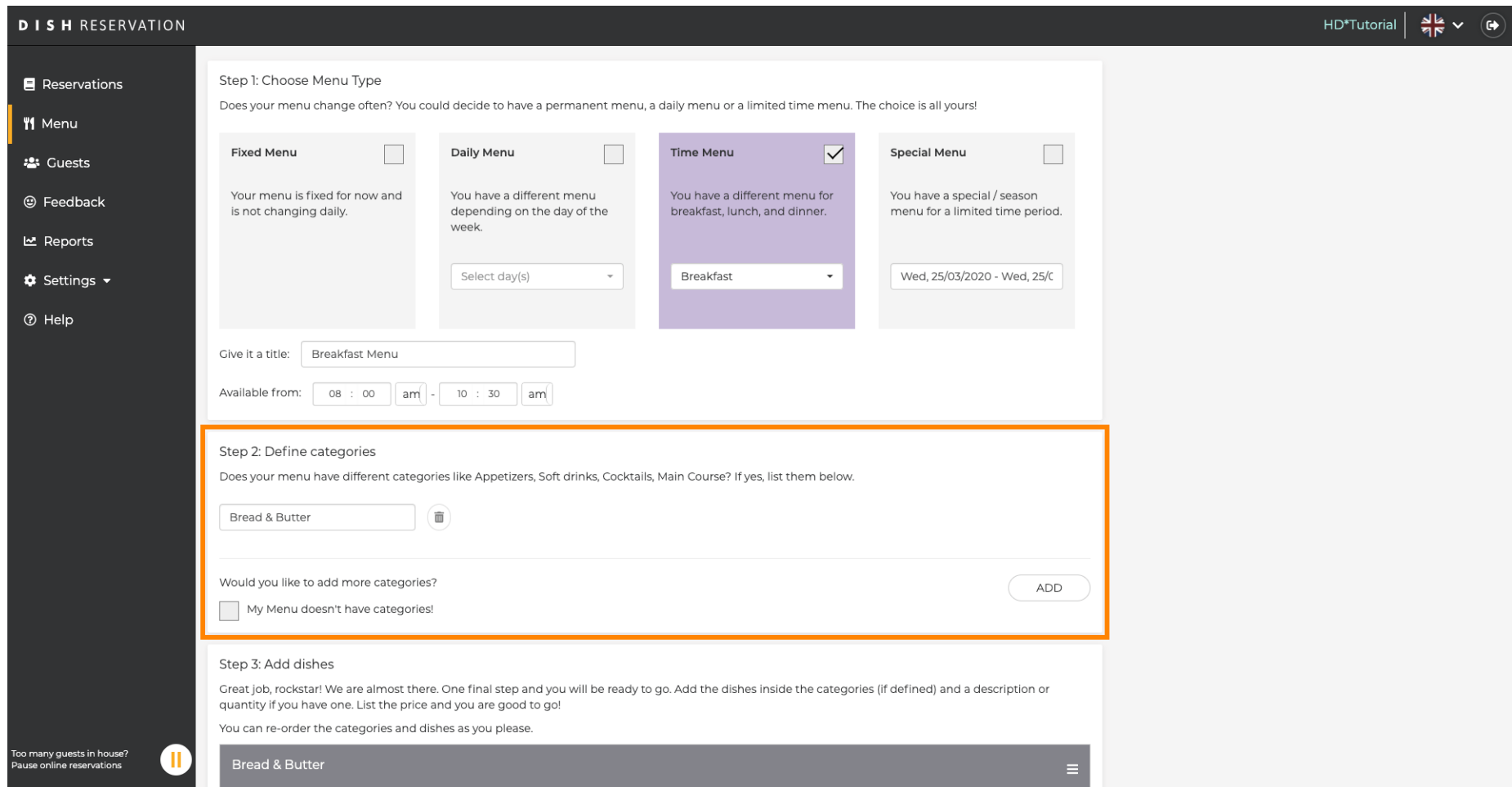


Designed by Hospitality Digital GmbH. All rights reserved.

[FAQ](#) | [Terms of use](#) | [Imprint](#) | [Data Privacy](#)



Sub **Definiți categorii**, mai multe categorii pot fi adăugate la noul meniu. **Notă: Dacă meniul nu aparține unei categorii, faceți clic pe „Meniul meu nu are categorii!”**



**DISH RESERVATION** HD\*Tutorial

- Reservations
- Menu**
- Guests
- Feedback
- Reports
- Settings
- Help

**Step 1: Choose Menu Type**  
Does your menu change often? You could decide to have a permanent menu, a daily menu or a limited time menu. The choice is all yours!

<p><b>Fixed Menu</b> <input type="checkbox"/></p> <p>Your menu is fixed for now and is not changing daily.</p>	<p><b>Daily Menu</b> <input type="checkbox"/></p> <p>You have a different menu depending on the day of the week.</p> <p>Select day(s)</p>	<p><b>Time Menu</b> <input checked="" type="checkbox"/></p> <p>You have a different menu for breakfast, lunch, and dinner.</p> <p>Breakfast</p>	<p><b>Special Menu</b> <input type="checkbox"/></p> <p>You have a special / season menu for a limited time period.</p> <p>Wed, 25/03/2020 - Wed, 25/3</p>
--	---	---	---

Give it a title:

Available from:   -

**Step 2: Define categories**  
Does your menu have different categories like Appetizers, Soft drinks, Cocktails, Main Course? If yes, list them below.

Would you like to add more categories?

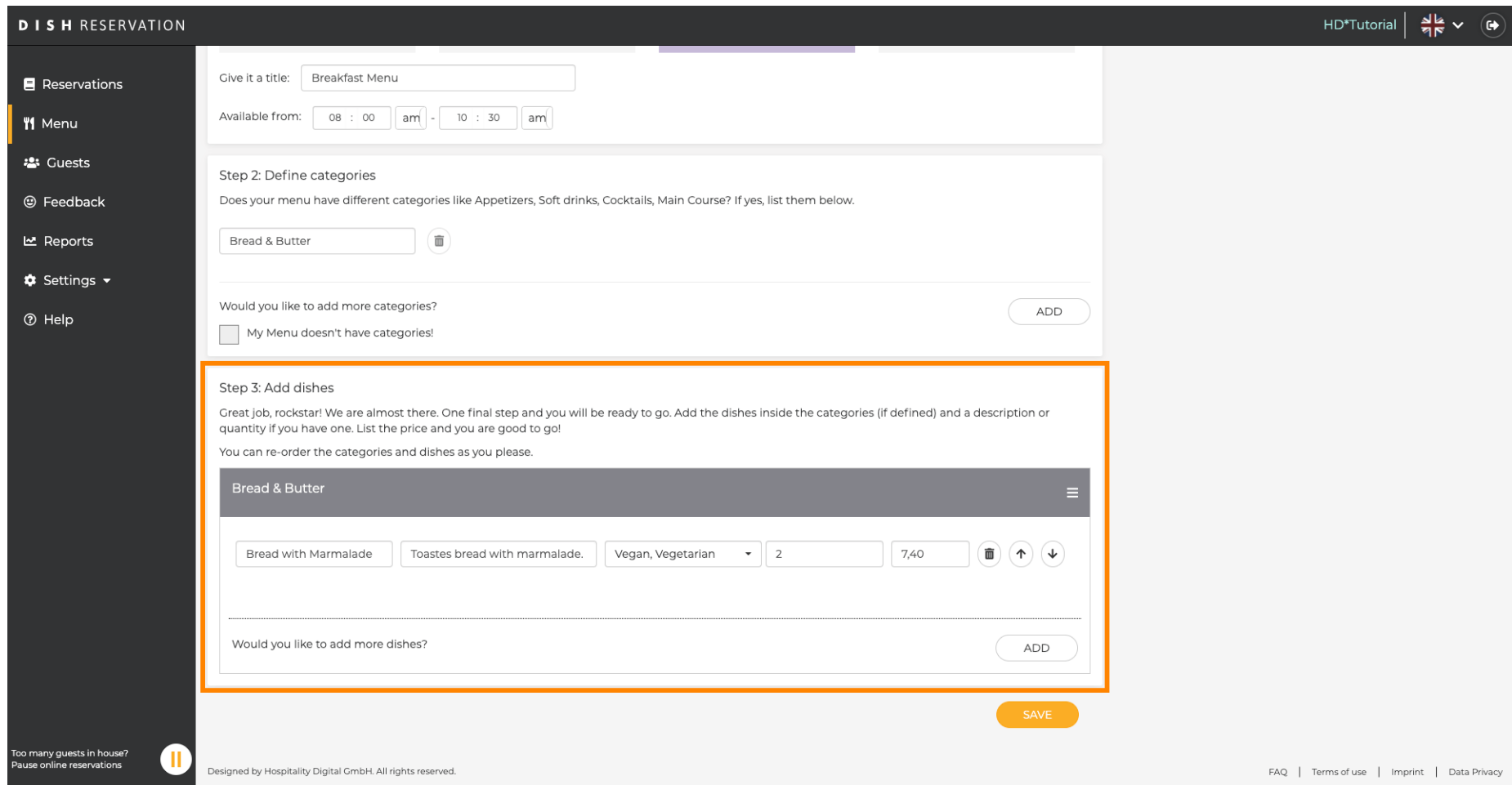
My Menu doesn't have categories!

**Step 3: Add dishes**  
Great job, rockstar! We are almost there. One final step and you will be ready to go. Add the dishes inside the categories (if defined) and a description or quantity if you have one. List the price and you are good to go!  
You can re-order the categories and dishes as you please.

Too many guests in house? Pause online reservations



Sub **Adăugați mâncăruri** adăugați mâncăruri în noul meniu. Introduceți următoarele informații: numele preparatului, descrierea preparatului, dieta, cantitatea și prețul.



**DISH RESERVATION** HD\*Tutorial

Reservations  
Menu  
Guests  
Feedback  
Reports  
Settings  
Help

Give it a title:

Available from:  -

**Step 2: Define categories**  
Does your menu have different categories like Appetizers, Soft drinks, Cocktails, Main Course? If yes, list them below.

Would you like to add more categories?

My Menu doesn't have categories!

**Step 3: Add dishes**  
Great job, rockstar! We are almost there. One final step and you will be ready to go. Add the dishes inside the categories (if defined) and a description or quantity if you have one. List the price and you are good to go!  
You can re-order the categories and dishes as you please.

**Bread & Butter**

<input type="text" value="Bread with Marmalade"/>	<input type="text" value="Toastes bread with marmalade."/>	<input type="text" value="Vegan, Vegetarian"/>	<input type="text" value="2"/>	<input type="text" value="7,40"/>	<input type="button" value="🗑️"/>	<input type="button" value="⬆️"/>	<input type="button" value="⬆️"/>
---	--	--	--------------------------------	-----------------------------------	-----------------------------------	-----------------------------------	-----------------------------------

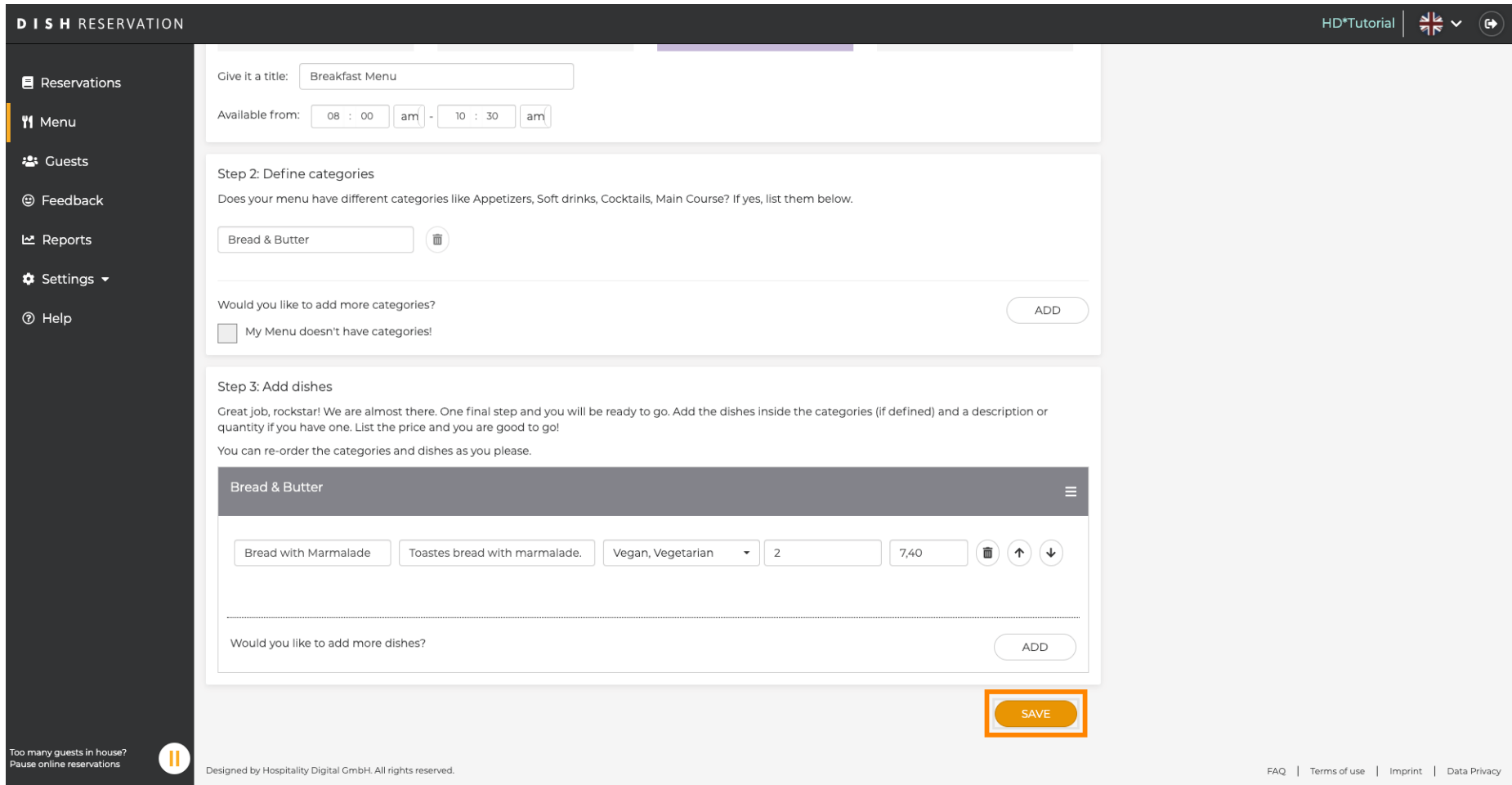
Would you like to add more dishes?



Too many guests in house? Pause online reservations








Designed by Hospitality Digital GmbH. All rights reserved.

FAQ | Terms of use | Imprint | Data Privacy

 Pentru a publica noul dvs. meniu, faceți clic pe **SALVARE**.



**DISH RESERVATION** HD\*Tutorial |  | 

-  Reservations
-  **Menu**
-  Guests
-  Feedback
-  Reports
-  Settings ▾
-  Help


---

Give it a title:

Available from:   -

---

**Step 2: Define categories**  
 Does your menu have different categories like Appetizers, Soft drinks, Cocktails, Main Course? If yes, list them below.




---




Would you like to add more categories?

My Menu doesn't have categories!

---

**Step 3: Add dishes**  
 Great job, rockstar! We are almost there. One final step and you will be ready to go. Add the dishes inside the categories (if defined) and a description or quantity if you have one. List the price and you are good to go!  
 You can re-order the categories and dishes as you please.


**Bread & Butter** 

<input type="text" value="Bread with Marmalade"/>	<input type="text" value="Toastes bread with marmalade."/>	<input type="text" value="Vegan, Vegetarian"/>	<input type="text" value="2"/>	<input type="text" value="7,40"/>			
---	--	--	--------------------------------	-----------------------------------	---	---	---

---

Would you like to add more dishes?

---

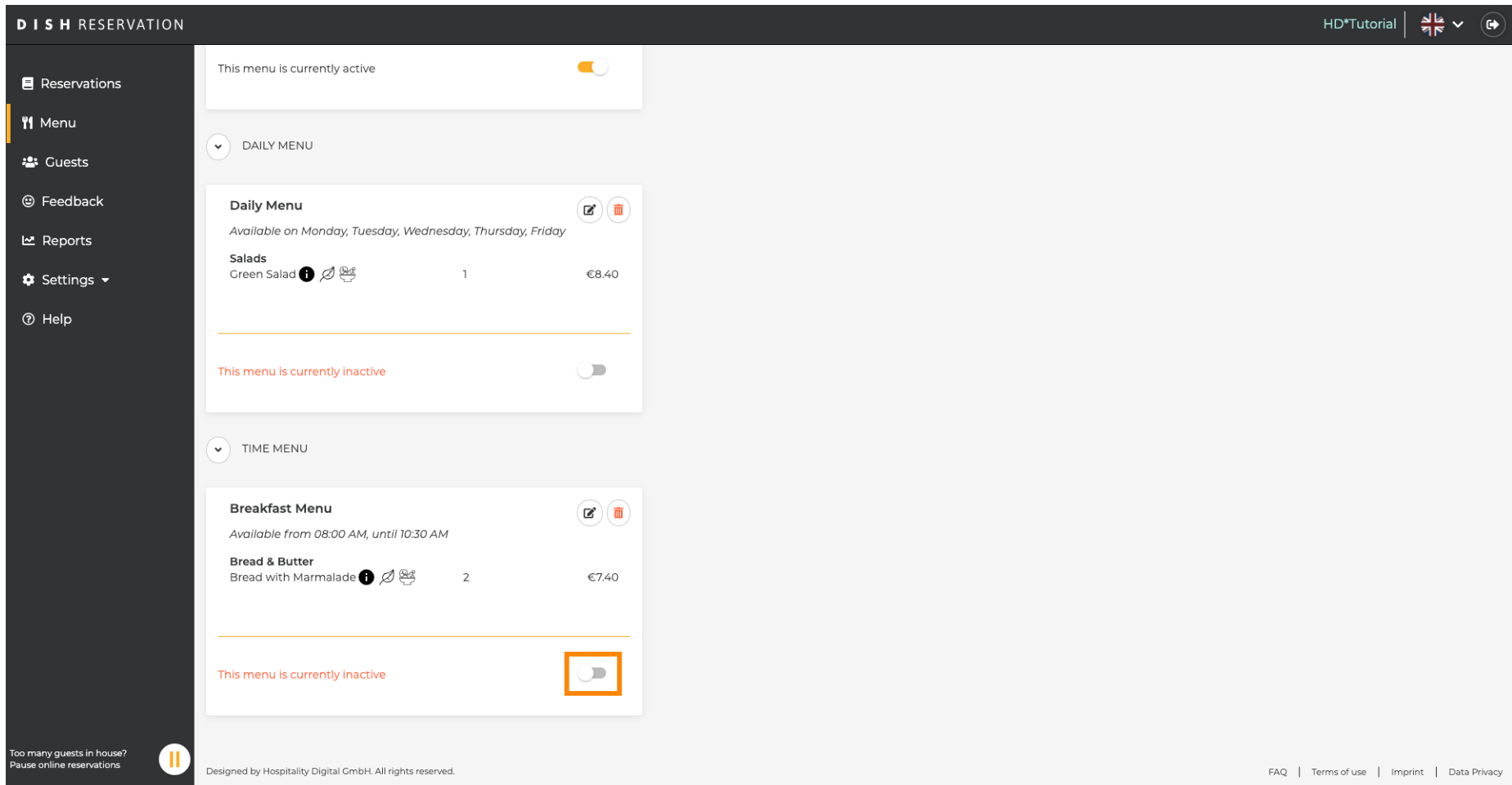
Too many guests in house? Pause online reservations 

Designed by Hospitality Digital GmbH. All rights reserved.

[FAQ](#) | [Terms of use](#) | [Imprint](#) | [Data Privacy](#)



Puteți decide întotdeauna să setați meniul activ sau inactiv, ceea ce duce la afișarea lor pentru oaspete sau nu. Pentru a face acest lucru, pur și simplu utilizați **glisorul** din meniu.



The screenshot displays the DISH RESERVATION admin interface. On the left is a dark sidebar with navigation options: Reservations, Menu, Guests, Feedback, Reports, Settings, and Help. The main content area shows two menu sections:

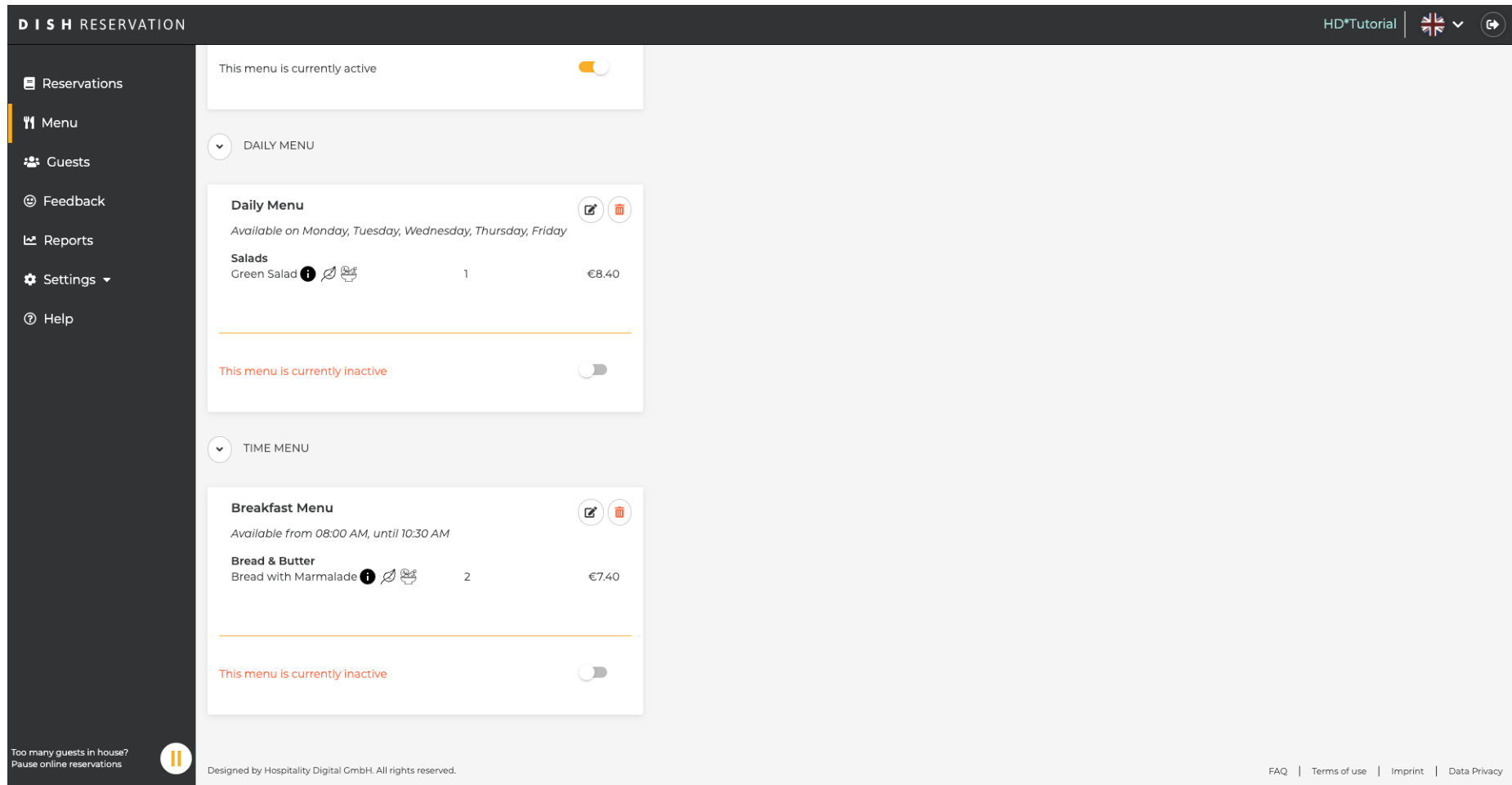
- DAILY MENU:** Contains a "Daily Menu" card. At the top, it says "This menu is currently active" with a toggle switch turned on. Below, it lists "Salads" with "Green Salad" priced at €8.40. At the bottom, it says "This menu is currently inactive" with a toggle switch turned off.
- TIME MENU:** Contains a "Breakfast Menu" card. At the top, it says "This menu is currently inactive" with a toggle switch turned off. Below, it lists "Bread & Butter" with "Bread with Marmalade" priced at €7.40. The toggle switch at the bottom is highlighted with an orange box.

At the bottom left, there is a notification: "Too many guests in house? Pause online reservations" with a pause icon. At the bottom right, there are links for "FAQ", "Terms of use", "Imprint", and "Data Privacy".





Asta este. Ați finalizat tutorialul și acum știți cum să adăugați un meniu de timp.



The screenshot displays the DISH RESERVATION admin interface. On the left is a dark sidebar with navigation options: Reservations, Menu, Guests, Feedback, Reports, Settings, and Help. The main content area shows two menu types: DAILY MENU and TIME MENU. The DAILY MENU section includes a 'Daily Menu' card with a toggle switch set to 'active', listing 'Green Salad' for €8.40. The TIME MENU section includes a 'Breakfast Menu' card with a toggle switch set to 'inactive', listing 'Bread with Marmalade' for €7.40. The interface also features a footer with a 'Too many guests in house?' notification, a logo, and a copyright notice for Hospitality Digital GmbH. The top right corner shows 'HD\*Tutorial' and a language selector.



Scanați pentru a accesa playerul interactiv