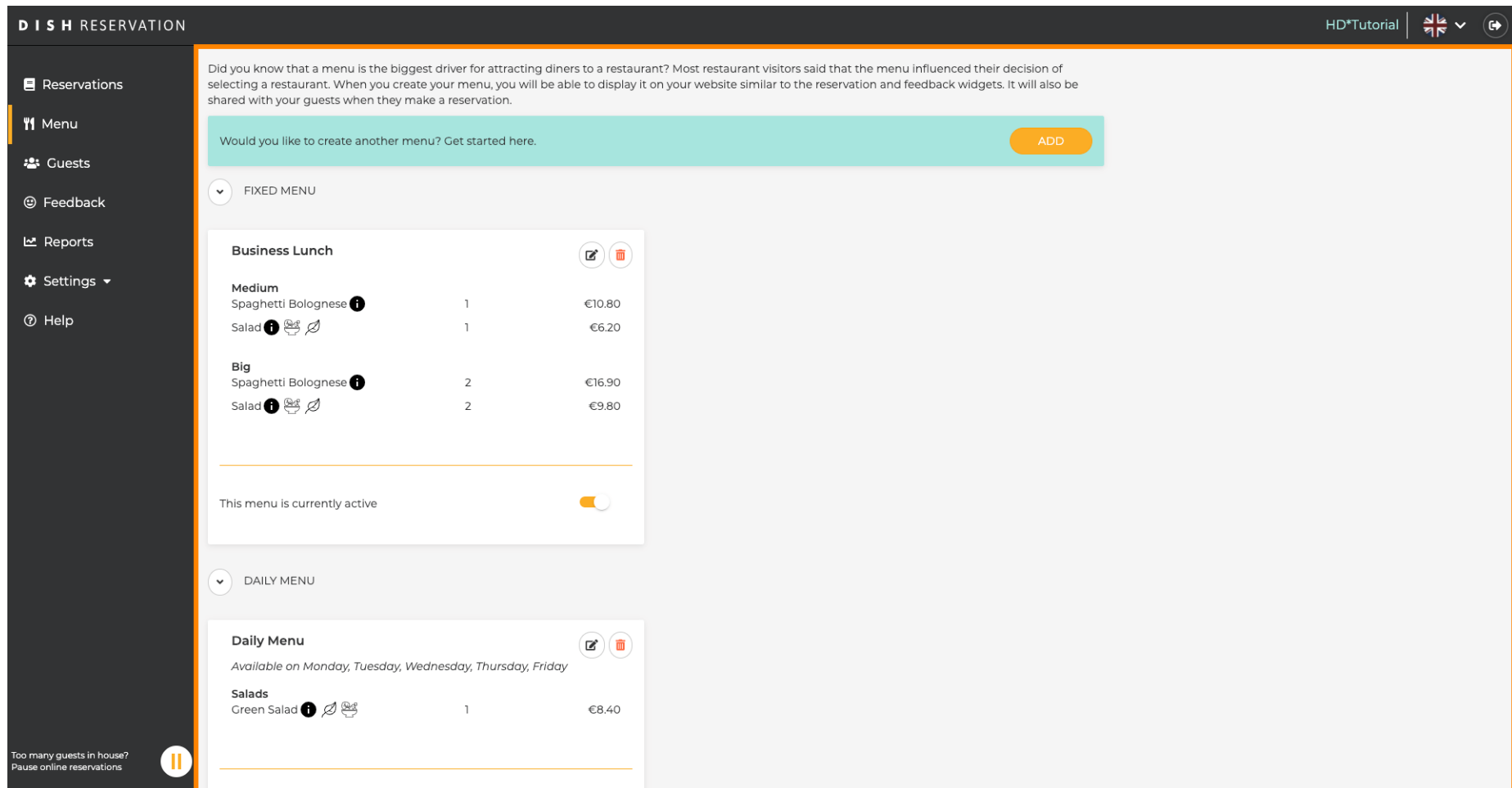




Teraz sa nachádzate v **Admin Paneli** v sekcii **Menu** . Tu môžete pridávať a upravovať existujúce ponuky.











The screenshot shows the 'Menu' section of the DISH RESERVATION Admin Panel. The interface includes a dark sidebar with navigation options: Reservations, Menu, Guests, Feedback, Reports, Settings, and Help. The main content area features a teal banner with the text 'Would you like to create another menu? Get started here.' and an 'ADD' button. Below this, there are two menu sections: 'FIXED MENU' and 'DAILY MENU'. The 'FIXED MENU' section displays a 'Business Lunch' menu with two options: 'Medium' (Spaghetti Bolognese and Salad) and 'Big' (Spaghetti Bolognese and Salad). The 'DAILY MENU' section displays a 'Daily Menu' available on Monday through Friday, featuring a 'Green Salad'.

Did you know that a menu is the biggest driver for attracting diners to a restaurant? Most restaurant visitors said that the menu influenced their decision of selecting a restaurant. When you create your menu, you will be able to display it on your website similar to the reservation and feedback widgets. It will also be shared with your guests when they make a reservation.

Would you like to create another menu? Get started here. [ADD](#)



FIXED MENU

**Business Lunch**  



Item	Quantity	Price
<b>Medium</b>		
Spaghetti Bolognese 	1	€10.80
Salad  	1	€6.20
<b>Big</b>		
Spaghetti Bolognese 	2	€16.90
Salad  	2	€9.80


This menu is currently active

DAILY MENU

**Daily Menu**  

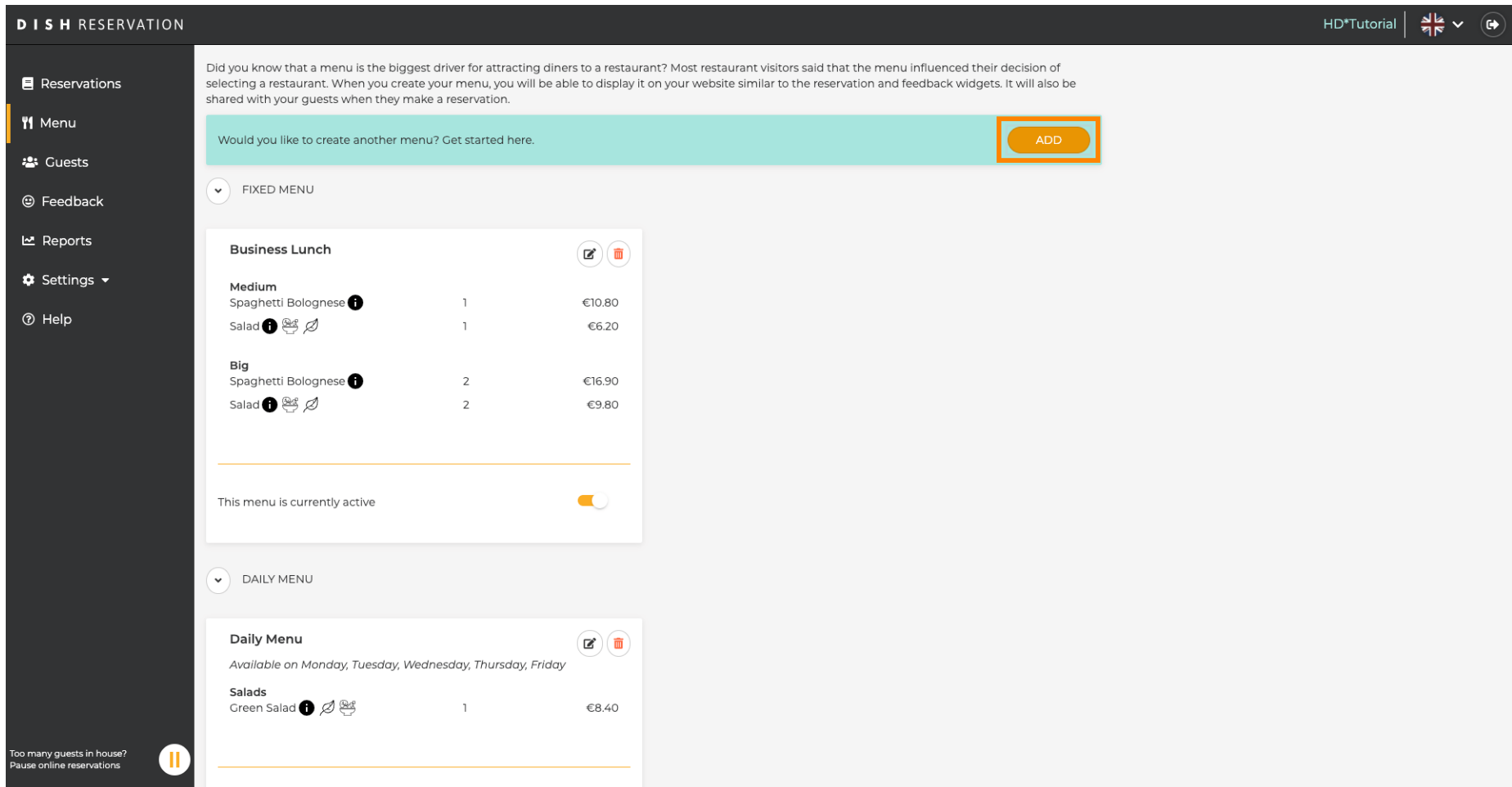
Available on Monday, Tuesday, Wednesday, Thursday, Friday



Item	Quantity	Price
<b>Salads</b>		
Green Salad  	1	€8.40

Too many guests in house?  Pause online reservations



Kliknutím na **pridať** pridáte nové menu.











**DISH RESERVATION** HD\*Tutorial |  

Did you know that a menu is the biggest driver for attracting diners to a restaurant? Most restaurant visitors said that the menu influenced their decision of selecting a restaurant. When you create your menu, you will be able to display it on your website similar to the reservation and feedback widgets. It will also be shared with your guests when they make a reservation.

Would you like to create another menu? Get started here. ADD



▼ FIXED MENU

**Business Lunch**  



<b>Medium</b>		
Spaghetti Bolognese 	1	€10.80
Salad  	1	€6.20
<b>Big</b>		
Spaghetti Bolognese 	2	€16.90
Salad  	2	€9.80


This menu is currently active

▼ DAILY MENU

**Daily Menu**  



*Available on Monday, Tuesday, Wednesday, Thursday, Friday*








<b>Salads</b>		
Green Salad  	1	€8.40

Too many guests in house? Pause online reservations 



Kliknite na **Time Menu** , aby ste ho pridali a **vyberte čas** , kedy sa ponuka použije.

**DISH RESERVATION** HD\*Tutorial |  

-  Reservations
-  **Menu**
-  Guests
-  Feedback
-  Reports
-  Settings ▾
-  Help

**Step 1: Choose Menu Type**  
Does your menu change often? You could decide to have a permanent menu, a daily menu or a limited time menu. The choice is all yours!


<p><b>Fixed Menu</b> <input type="checkbox"/></p> <p>Your menu is fixed for now and is not changing daily.</p>	<p><b>Daily Menu</b> <input type="checkbox"/></p> <p>You have a different menu depending on the day of the week.</p> <p>Select day(s) ▾</p>	<p><b>Time Menu</b> <input checked="" type="checkbox"/></p> <p>You have a different menu for breakfast, lunch, and dinner.</p> <p>Breakfast ▾</p>	<p><b>Special Menu</b> <input type="checkbox"/></p> <p>You have a special / season menu for a limited time period.</p> <p>Wed, 25/03/2020 - Wed, 25/3</p>
--	---	---	---

Give it a title:

Available from:   -

---


**Step 2: Define categories**  
Does your menu have different categories like Appetizers, Soft drinks, Cocktails, Main Course? If yes, list them below.



---

Would you like to add more categories? ADD

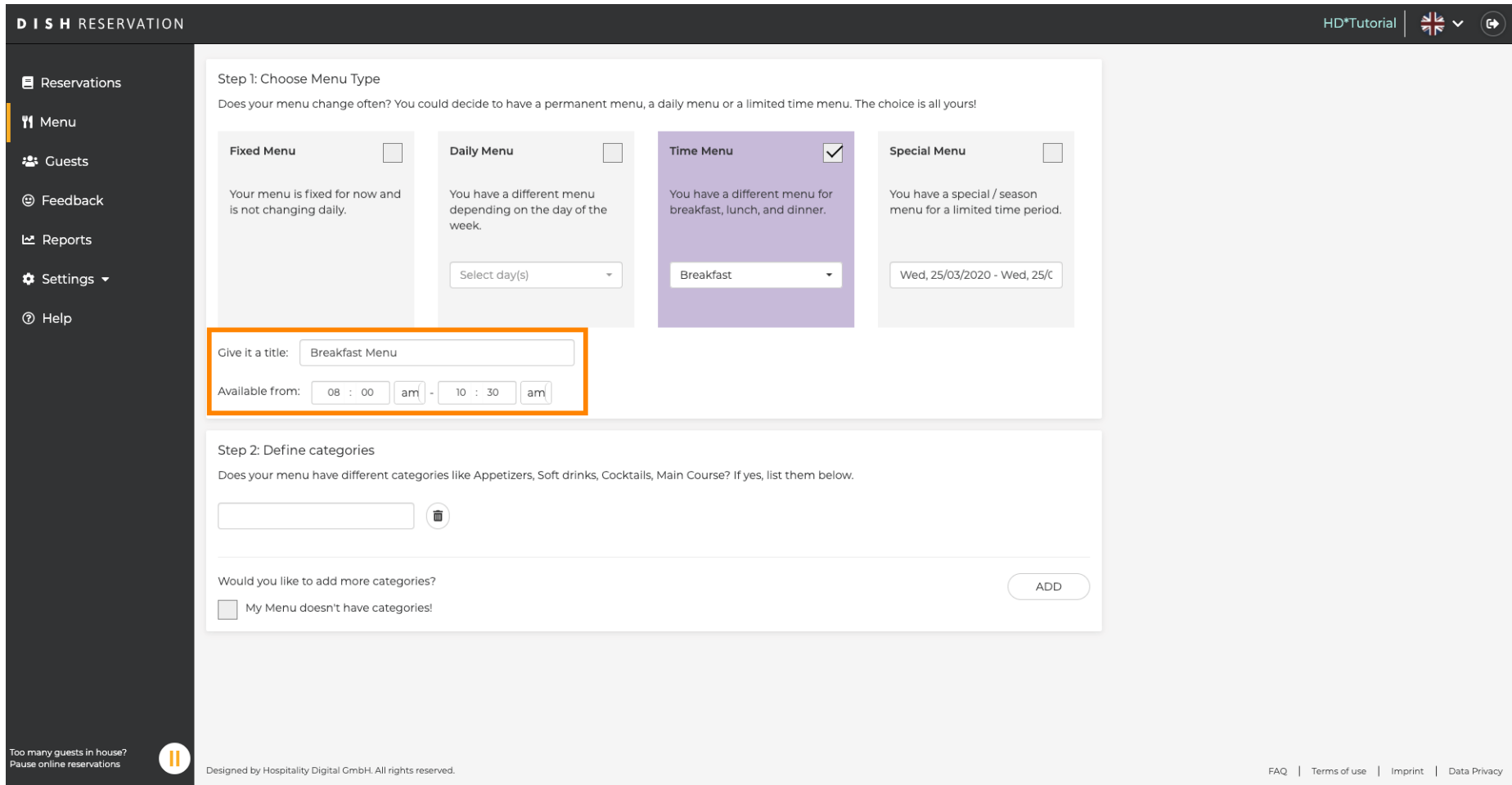
My Menu doesn't have categories!

Too many guests in house?  
Pause online reservations 

Designed by Hospitality Digital GmbH. All rights reserved.

[FAQ](#) | [Terms of use](#) | [Imprint](#) | [Data Privacy](#)

Potom zadajte **názov** nového menu a upravte **čas začiatku a konca** .



**DISH RESERVATION** HD\*Tutorial

**Step 1: Choose Menu Type**  
Does your menu change often? You could decide to have a permanent menu, a daily menu or a limited time menu. The choice is all yours!

<p><b>Fixed Menu</b> <input type="checkbox"/></p> <p>Your menu is fixed for now and is not changing daily.</p>	<p><b>Daily Menu</b> <input type="checkbox"/></p> <p>You have a different menu depending on the day of the week.</p> <p>Select day(s) <input type="text"/></p>	<p><b>Time Menu</b> <input checked="" type="checkbox"/></p> <p>You have a different menu for breakfast, lunch, and dinner.</p> <p>Breakfast <input type="text"/></p>	<p><b>Special Menu</b> <input type="checkbox"/></p> <p>You have a special / season menu for a limited time period.</p> <p>Wed, 25/03/2020 - Wed, 25/3 <input type="text"/></p>
--	--	--	--

Give it a title:

Available from:   -

**Step 2: Define categories**  
Does your menu have different categories like Appetizers, Soft drinks, Cocktails, Main Course? If yes, list them below.

Would you like to add more categories?

My Menu doesn't have categories!

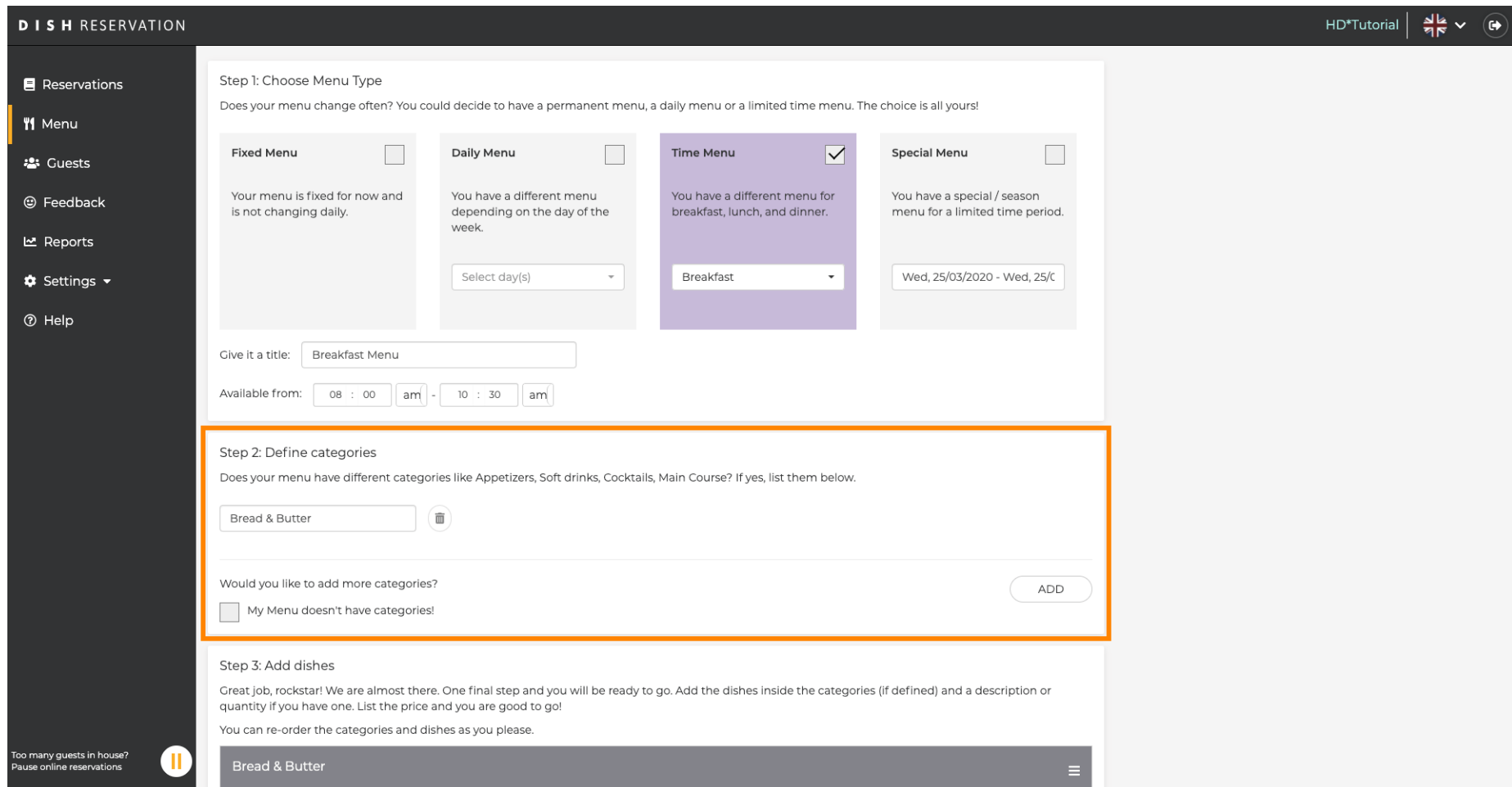
Too many guests in house? Pause online reservations

Designed by Hospitality Digital GmbH. All rights reserved. [FAQ](#) | [Terms of use](#) | [Imprint](#) | [Data Privacy](#)



V časti **Definovať kategórie** možno do novej ponuky pridať viacero kategórií. **nepatrí do žiadnej kategórie, kliknite na "Moja ponuka neobsahuje kategórie!"**

**Poznámka: Ak ponuka**



**Step 1: Choose Menu Type**  
Does your menu change often? You could decide to have a permanent menu, a daily menu or a limited time menu. The choice is all yours!

**Fixed Menu**  
Your menu is fixed for now and is not changing daily.

**Daily Menu**  
You have a different menu depending on the day of the week.  
Select day(s)

**Time Menu**  
You have a different menu for breakfast, lunch, and dinner.  
Breakfast

**Special Menu**  
You have a special / season menu for a limited time period.  
Wed, 25/03/2020 - Wed, 25/3

Give it a title:

Available from:   -

**Step 2: Define categories**  
Does your menu have different categories like Appetizers, Soft drinks, Cocktails, Main Course? If yes, list them below.

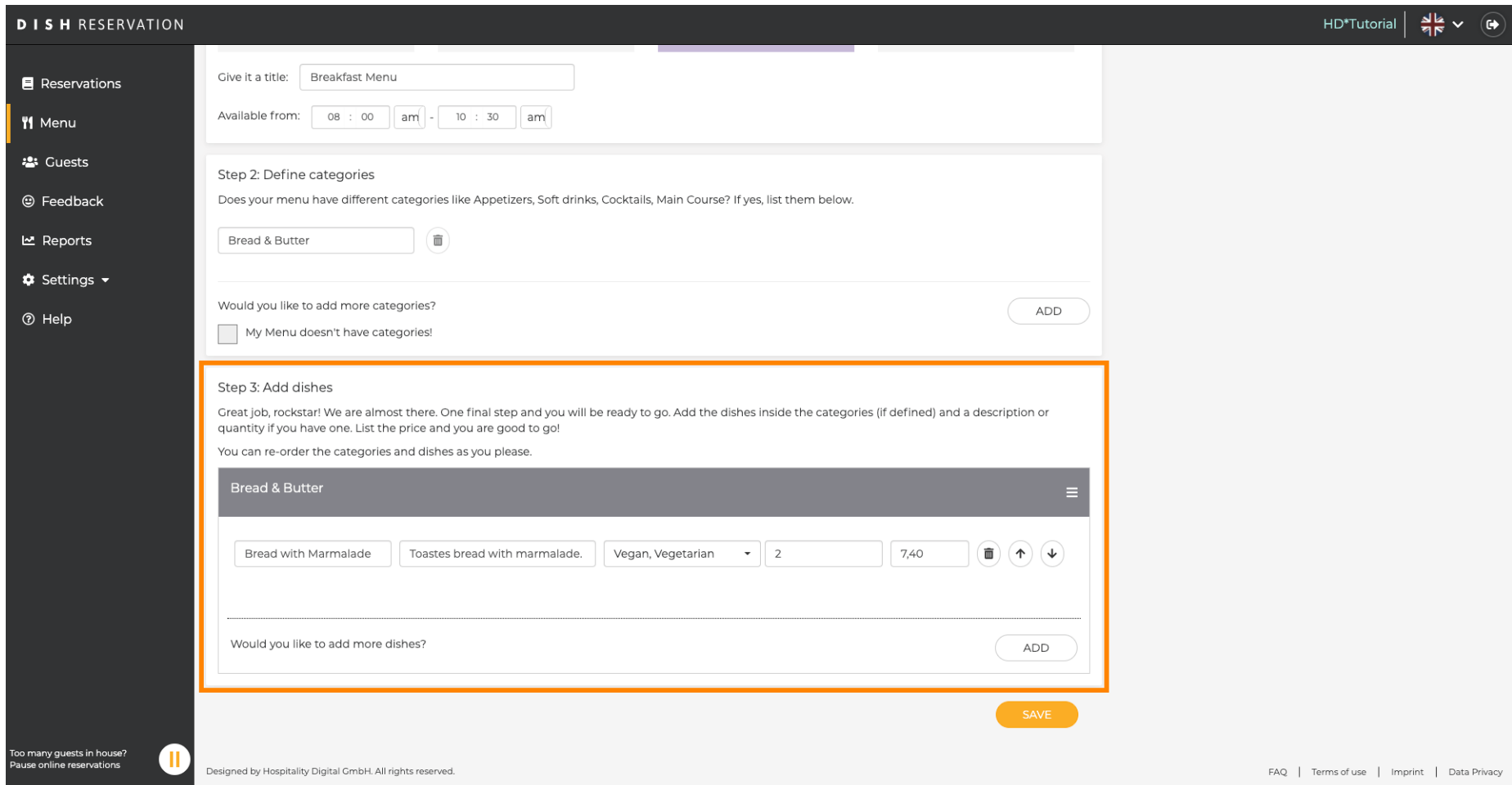
Would you like to add more categories?

My Menu doesn't have categories!

**Step 3: Add dishes**  
Great job, rockstar! We are almost there. One final step and you will be ready to go. Add the dishes inside the categories (if defined) and a description or quantity if you have one. List the price and you are good to go!  
You can re-order the categories and dishes as you please.



V časti **Pridať jedlá** pridáte jedlá do nového menu. Zadajte nasledujúce informácie: názov jedla, popis jedla, diétu, množstvo a cenu.



The screenshot shows the 'DISH RESERVATION' admin interface. The main content area is titled 'Breakfast Menu' and is in the 'Add dishes' step. The interface includes a sidebar with navigation options: Reservations, Menu, Guests, Feedback, Reports, Settings, and Help. The 'Menu' option is currently selected.


**Step 3: Add dishes**  
Great job, rockstar! We are almost there. One final step and you will be ready to go. Add the dishes inside the categories (if defined) and a description or quantity if you have one. List the price and you are good to go!  
You can re-order the categories and dishes as you please.

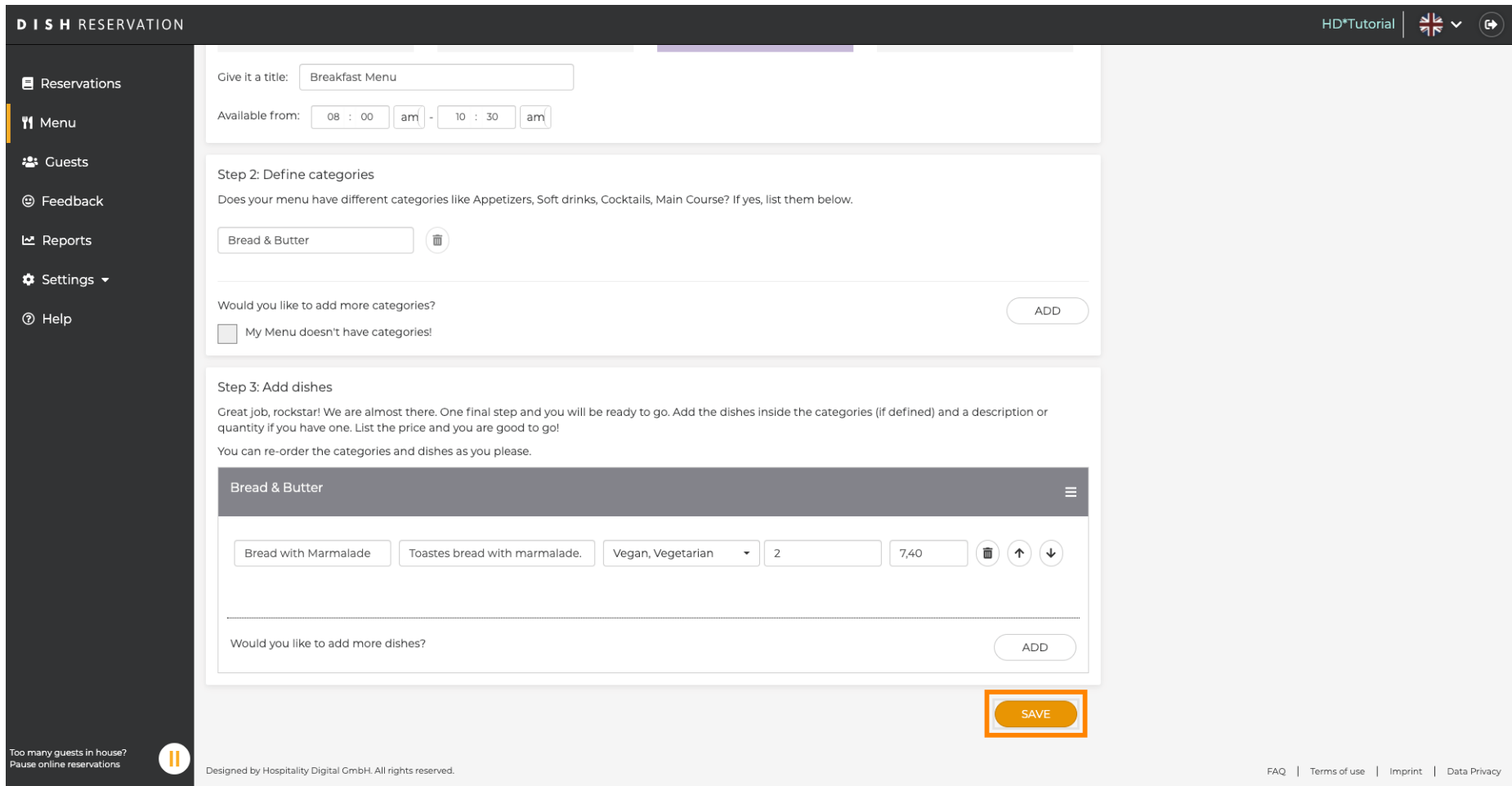
The 'Bread & Butter' category is expanded, showing a list of dishes. One dish is currently added:

Dish Name	Description	Diet	Quantity	Price	Actions
Bread with Marmalade	Toastes bread with marmalade.	Vegan, Vegetarian	2	7,40	Remove, Up, Down

Below the list, there is an 'ADD' button to add more dishes. At the bottom of the main content area, there is a 'SAVE' button.

Footer information includes: 'Too many guests in house? Pause online reservations', 'Designed by Hospitality Digital GmbH. All rights reserved.', and links for 'FAQ', 'Terms of use', 'Imprint', and 'Data Privacy'.

 Ak chcete zverejniť svoje nové menu, kliknite na **ULOŽIŤ**.



The screenshot shows the 'DISH RESERVATION' admin interface. The top navigation bar includes 'DISH RESERVATION' on the left and 'HD\*Tutorial', a language selector (UK flag), and a refresh icon on the right. A dark sidebar on the left contains navigation links: Reservations, Menu (highlighted), Guests, Feedback, Reports, Settings, and Help.

The main content area is divided into three steps:

- Step 1:** 'Give it a title:' with a text input containing 'Breakfast Menu'. Below it, 'Available from:' is set to '08 : 00 am - 10 : 30 am'.
- Step 2: Define categories**

Does your menu have different categories like Appetizers, Soft drinks, Cocktails, Main Course? If yes, list them below.

A text input contains 'Bread & Butter' with a trash icon to its right.

Would you like to add more categories?

My Menu doesn't have categories!
- Step 3: Add dishes**

Great job, rockstar! We are almost there. One final step and you will be ready to go. Add the dishes inside the categories (if defined) and a description or quantity if you have one. List the price and you are good to go!

You can re-order the categories and dishes as you please.

A section titled 'Bread & Butter' contains a table of dishes:

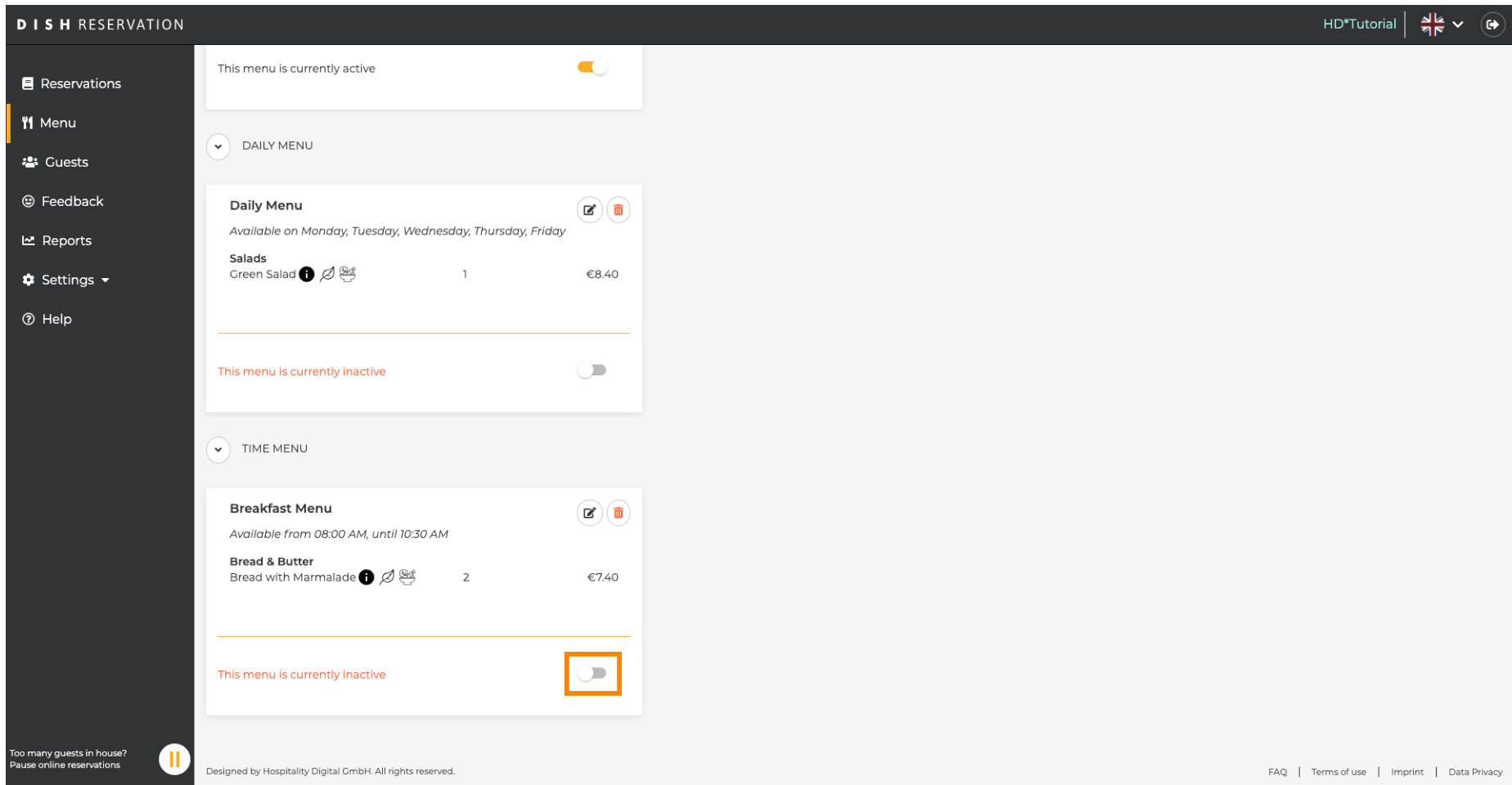
Bread & Butter					
Bread with Marmalade	Toastes bread with marmalade.	Vegan, Vegetarian	2	7,40	<input type="button" value="trash"/> <input type="button" value="up"/> <input type="button" value="down"/>

Would you like to add more dishes?

At the bottom left, there is a notification: 'Too many guests in house? Pause online reservations' with a pause icon. At the bottom right, there are links for 'FAQ | Terms of use | Imprint | Data Privacy'.



Vždy sa môžete rozhodnúť, či menu nastavíte ako aktívne alebo neaktívne, čo má za následok ich zobrazenie pre hosťa alebo nie. Ak to chcete urobiť, jednoducho použijete **posúvač** ponuky.




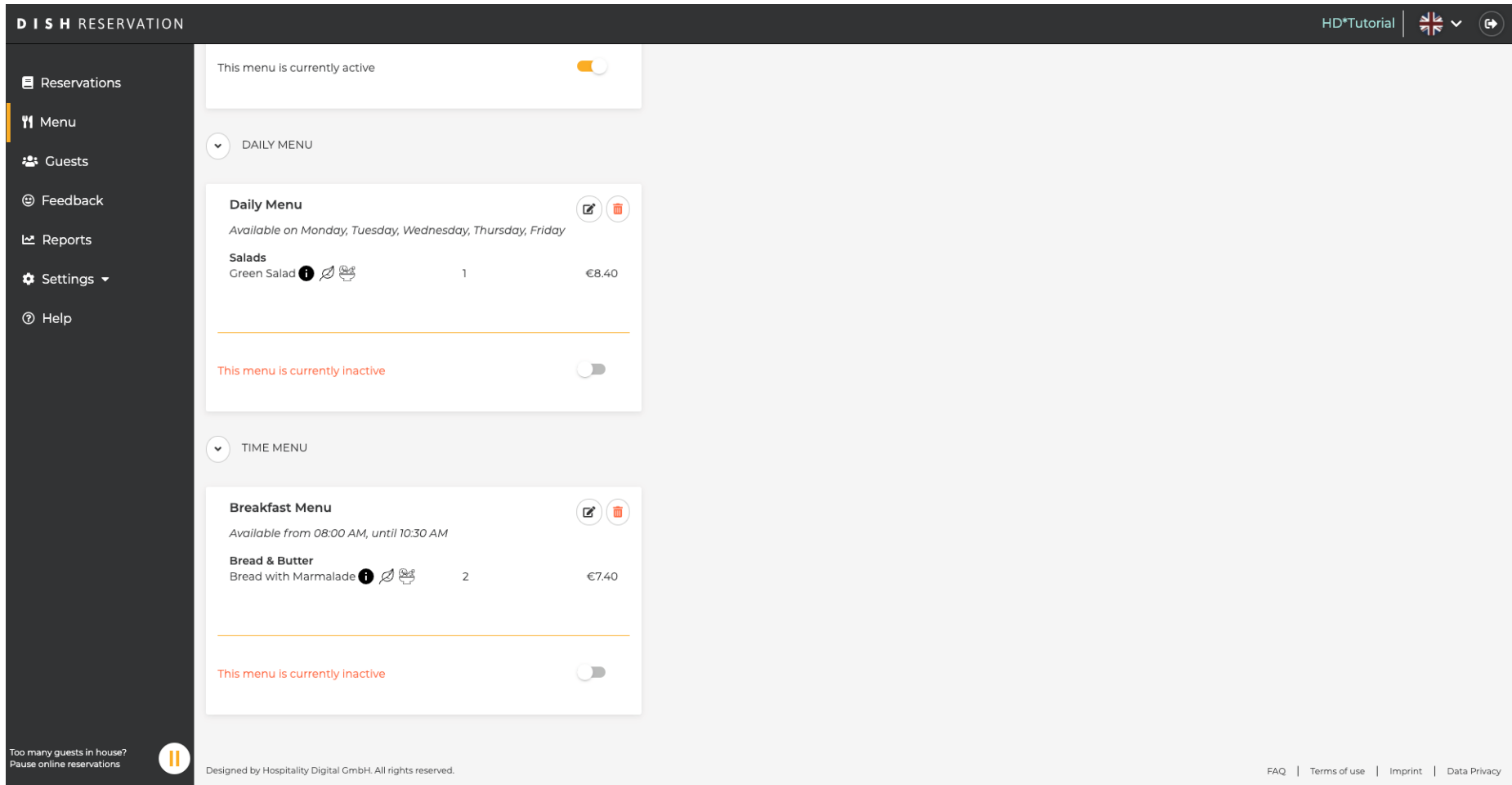
The screenshot displays the 'DISH RESERVATION' admin panel. On the left is a dark sidebar with navigation options: Reservations, Menu, Guests, Feedback, Reports, Settings, and Help. The main content area shows two menu sections:

- DAILY MENU:** Contains a 'Daily Menu' card. At the top, it says 'This menu is currently active' with a toggle switch turned on. Below, it lists 'Salads' with 'Green Salad' priced at €8.40. At the bottom, it says 'This menu is currently inactive' with a toggle switch turned off.
- TIME MENU:** Contains a 'Breakfast Menu' card. It specifies availability from 08:00 AM to 10:30 AM. It lists 'Bread & Butter' with 'Bread with Marmalade' priced at €7.40. At the bottom, it says 'This menu is currently inactive' with a toggle switch turned off, which is highlighted by an orange square.

At the bottom left, there is a notification: 'Too many guests in house? Pause online reservations' with a pause icon. At the bottom right, there are links for 'FAQ', 'Terms of use', 'Imprint', and 'Data Privacy'. The footer text reads 'Designed by Hospitality Digital GmbH. All rights reserved.'



 To je všetko. Dokončili ste návod a teraz viete, ako pridať časové menu.



The screenshot displays the 'DISH RESERVATION' admin panel. On the left is a dark sidebar with navigation options: Reservations, Menu, Guests, Feedback, Reports, Settings, and Help. The main content area shows two menu cards. The first card, 'Daily Menu', is active (toggle on) and lists 'Green Salad' for €8.40. The second card, 'Breakfast Menu', is inactive (toggle off) and lists 'Bread with Marmalade' for €7.40. Both cards include edit and delete icons. At the bottom left, there is a notification: 'Too many guests in house? Pause online reservations'. The footer contains the text 'Designed by Hospitality Digital GmbH. All rights reserved.' and links for 'FAQ | Terms of use | Imprint | Data Privacy'.



Skenovaním prejdite do interaktívneho prehrávača