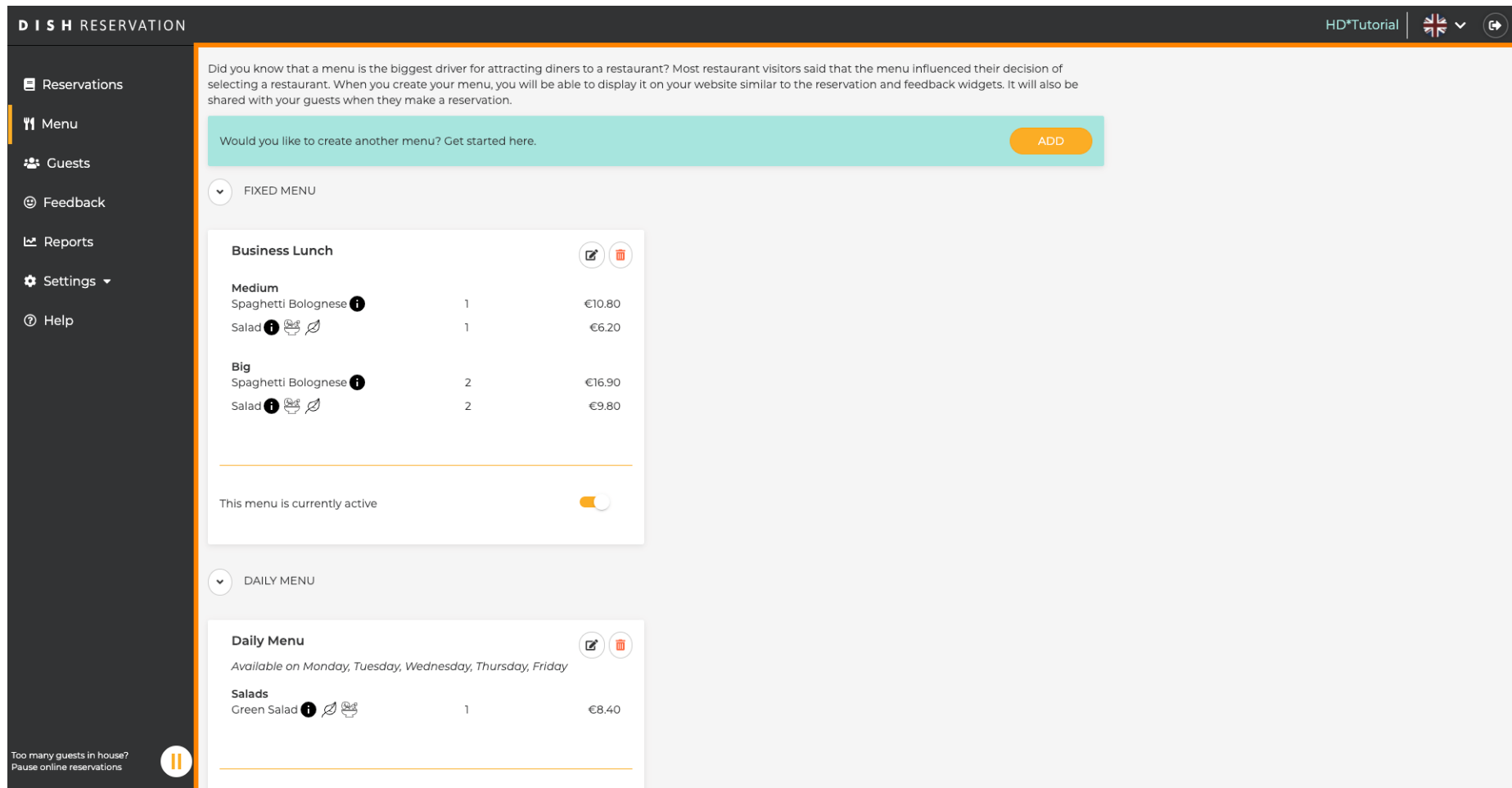













Sada ste u **Admin panelu** pod odjeljkom **Izbornik**. Ovdje možete kreirati i uređivati postojeće izbornike.





DISH RESERVATION HD*Tutorial |  









-  Reservations
-  Menu**
-  Guests
-  Feedback
-  Reports
-  Settings ▾
-  Help

Did you know that a menu is the biggest driver for attracting diners to a restaurant? Most restaurant visitors said that the menu influenced their decision of selecting a restaurant. When you create your menu, you will be able to display it on your website similar to the reservation and feedback widgets. It will also be shared with your guests when they make a reservation.

Would you like to create another menu? Get started here. ADD



▼ FIXED MENU

Business Lunch  




Medium		
Spaghetti Bolognese 	1	€10.80
Salad   	1	€6.20
Big		
Spaghetti Bolognese 	2	€16.90
Salad   	2	€9.80


This menu is currently active

▼ DAILY MENU

Daily Menu  



Available on Monday, Tuesday, Wednesday, Thursday, Friday








Salads		
Green Salad   	1	€8.40

Too many guests in house?  Pause online reservations



Kliknite na **dodaj** za dodavanje novog izbornika.



DISH RESERVATION
HD*Tutorial |  | 









-  Reservations
-  Menu
-  Guests
-  Feedback
-  Reports
-  Settings ▾
-  Help

Did you know that a menu is the biggest driver for attracting diners to a restaurant? Most restaurant visitors said that the menu influenced their decision of selecting a restaurant. When you create your menu, you will be able to display it on your website similar to the reservation and feedback widgets. It will also be shared with your guests when they make a reservation.

Would you like to create another menu? Get started here. ADD



▼ FIXED MENU

Business Lunch  




Medium		
Spaghetti Bolognese 	1	€10.80
Salad   	1	€6.20
Big		
Spaghetti Bolognese 	2	€16.90
Salad   	2	€9.80


This menu is currently active

▼ DAILY MENU

Daily Menu  

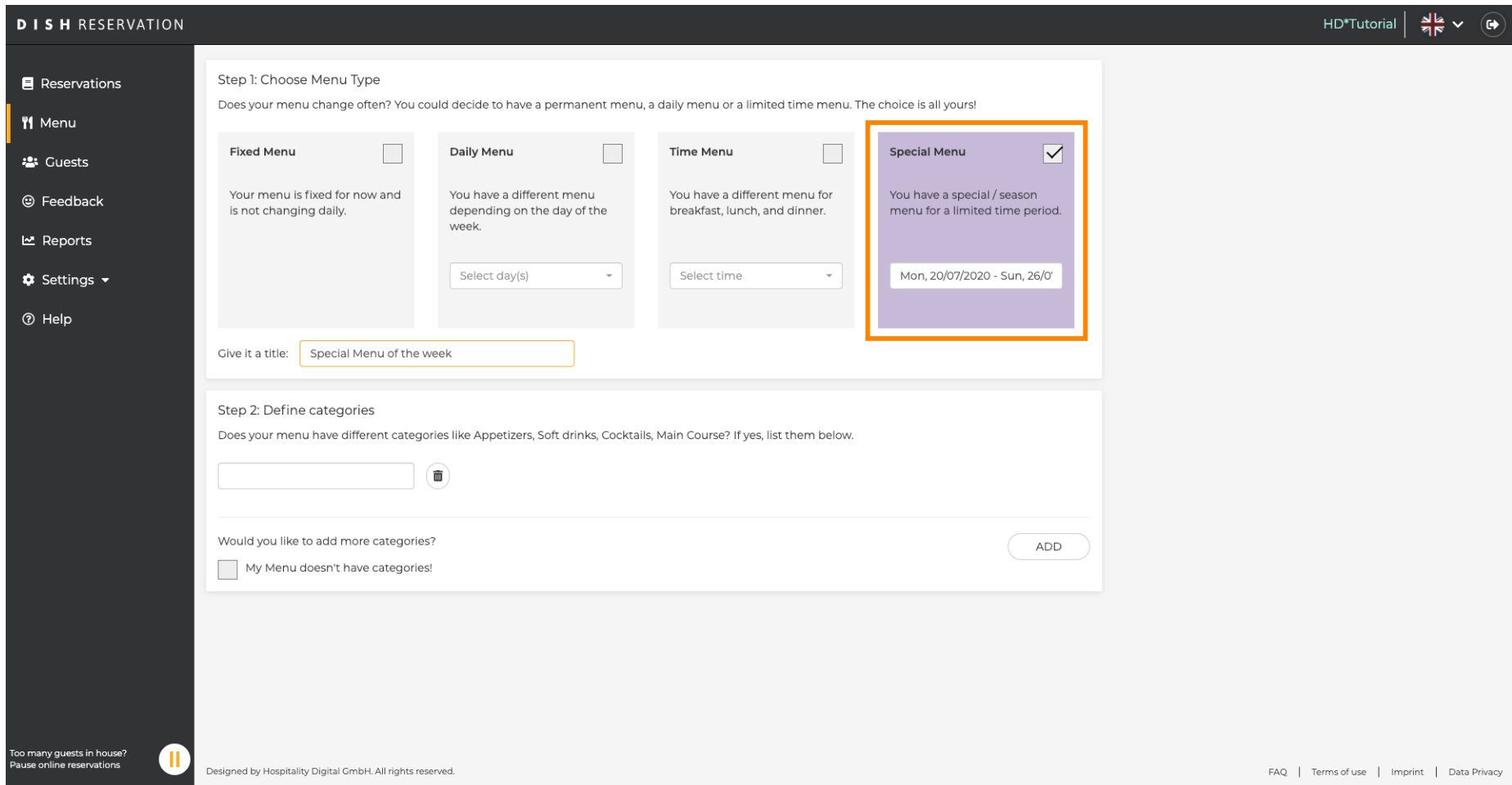
Available on Monday, Tuesday, Wednesday, Thursday, Friday



Salads		
Green Salad   	1	€8.40








Too many guests in house? 
 Pause online reservations



Kliknite na **Posebni izbornik** da biste ga dodali, odaberite **vremenski raspon** na koji se izbornik primjenjuje.



DISH RESERVATION HD*Tutorial |  | 


-  Reservations
-  **Menu**
-  Guests
-  Feedback
-  Reports
-  Settings ▾
-  Help

Step 1: Choose Menu Type
 Does your menu change often? You could decide to have a permanent menu, a daily menu or a limited time menu. The choice is all yours!

Fixed Menu <input type="checkbox"/> Your menu is fixed for now and is not changing daily.	Daily Menu <input type="checkbox"/> You have a different menu depending on the day of the week. <input type="text" value="Select day(s)"/>	Time Menu <input type="checkbox"/> You have a different menu for breakfast, lunch, and dinner. <input type="text" value="Select time"/>	Special Menu <input checked="" type="checkbox"/> You have a special / season menu for a limited time period. <input type="text" value="Mon, 20/07/2020 - Sun, 26/07"/>
---	---	--	---


Give it a title:

Step 2: Define categories
 Does your menu have different categories like Appetizers, Soft drinks, Cocktails, Main Course? If yes, list them below.



Would you like to add more categories?

My Menu doesn't have categories!

Too many guests in house?  Pause online reservations

Designed by Hospitality Digital GmbH. All rights reserved. FAQ | Terms of use | Imprint | Data Privacy



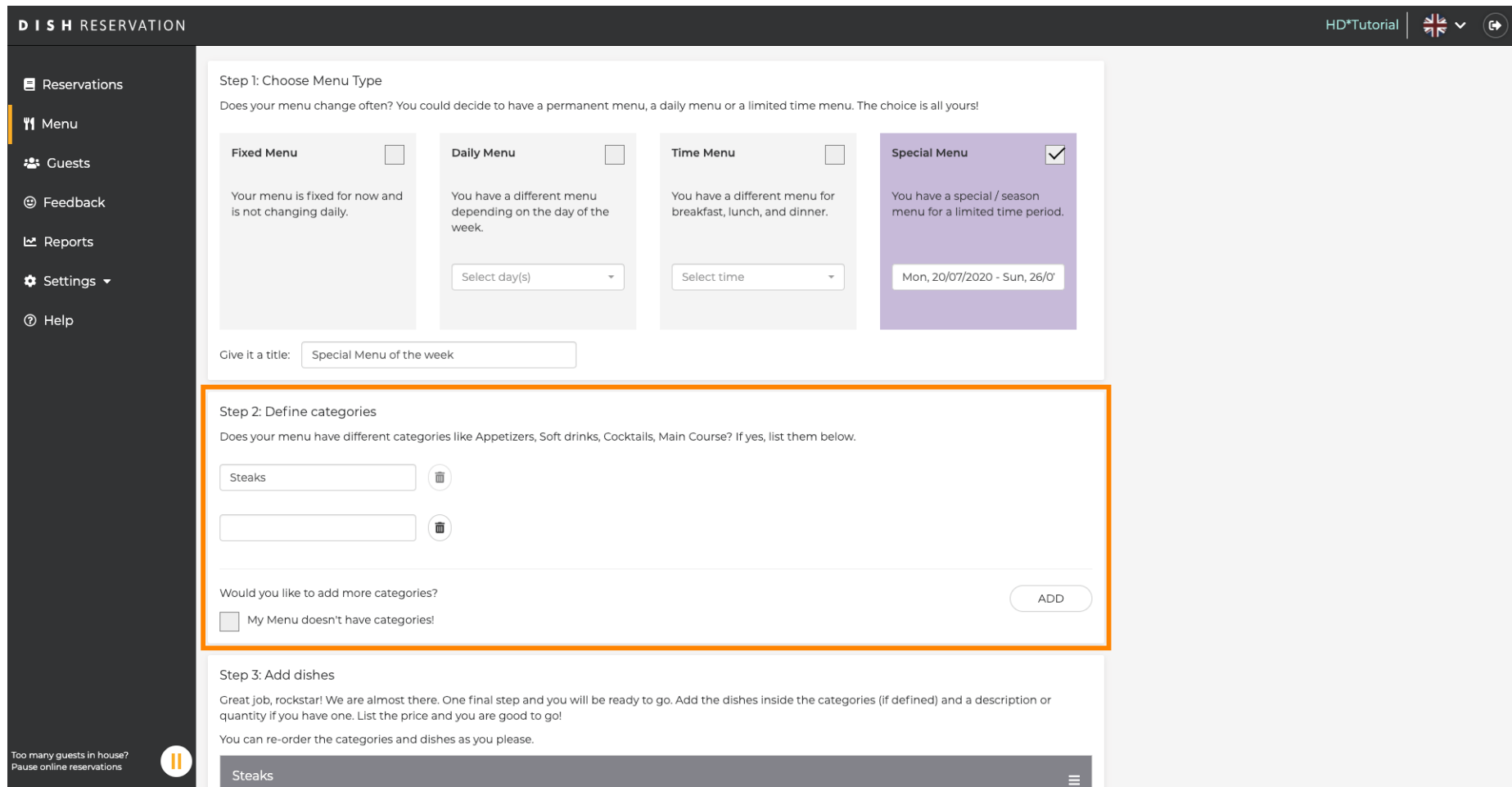
I upišite **naslov** novog izbornika.

The screenshot shows the 'DISH RESERVATION' admin interface. On the left is a dark sidebar with navigation items: Reservations, Menu, Guests, Feedback, Reports, Settings, and Help. The main content area is titled 'Step 1: Choose Menu Type' and asks 'Does your menu change often? You could decide to have a permanent menu, a daily menu or a limited time menu. The choice is all yours!'. There are four menu type options: Fixed Menu, Daily Menu, Time Menu, and Special Menu. The 'Special Menu' option is selected with a checkmark. Below the options, there is a text input field for the menu title, which contains 'Special Menu of the week' and is highlighted with an orange border. Below this is 'Step 2: Define categories', which asks 'Does your menu have different categories like Appetizers, Soft drinks, Cocktails, Main Course? If yes, list them below.' and includes a text input field with a trash icon, a question 'Would you like to add more categories?' with an 'ADD' button, and a checkbox 'My Menu doesn't have categories!'. The footer contains a notification 'Too many guests in house? Pause online reservations', a logo, and the text 'Designed by Hospitality Digital GmbH. All rights reserved.' along with links for 'FAQ | Terms of use | Imprint | Data Privacy'.



Pod **Određivanje kategorija** više kategorija može se dodati novom izborniku.

Napomena: Ako jelovnik ne pripada kategoriji kliknite na "Moj jelovnik nema kategorije!"



DISH RESERVATION HD*Tutorial

Step 1: Choose Menu Type
Does your menu change often? You could decide to have a permanent menu, a daily menu or a limited time menu. The choice is all yours!

- Fixed Menu** : Your menu is fixed for now and is not changing daily.
- Daily Menu** : You have a different menu depending on the day of the week. (Select day(s))
- Time Menu** : You have a different menu for breakfast, lunch, and dinner. (Select time)
- Special Menu** : You have a special / season menu for a limited time period. (Mon, 20/07/2020 - Sun, 26/07)

Give it a title:

Step 2: Define categories
Does your menu have different categories like Appetizers, Soft drinks, Cocktails, Main Course? If yes, list them below.

-
-

Would you like to add more categories?

My Menu doesn't have categories!

Step 3: Add dishes
Great job, rockstar! We are almost there. One final step and you will be ready to go. Add the dishes inside the categories (if defined) and a description or quantity if you have one. List the price and you are good to go!
You can re-order the categories and dishes as you please.

Too many guests in house? Pause online reservations

Steaks



Pod **Dodaj jela** dodajete jela u novi jelovnik. Unesite sljedeće podatke: naziv jela, opis jela, način prehrane, količinu i cijenu.

The screenshot shows the 'DISH RESERVATION' admin interface. The main content area is titled 'Special Menu of the week'. It is divided into three steps:

- Step 2: Define categories**: This section asks if the menu has different categories like Appetizers, Soft drinks, Cocktails, Main Course. There are two input fields, one containing 'Steaks'. Below them is a question 'Would you like to add more categories?' with an 'ADD' button and a checkbox 'My Menu doesn't have categories!'.
- Step 3: Add dishes**: This section is highlighted with an orange border. It says 'Great job, rockstar! We are almost there. One final step and you will be ready to go. Add the dishes inside the categories (if defined) and a description or quantity if you have one. List the price and you are good to go! You can re-order the categories and dishes as you please.' Below this is a table for adding dishes:



Steaks					
Beef Steak	Beef Steak	Select Diet	1	24,60	[trash] [up] [down]








 Below the table is another 'Would you like to add more dishes?' question with an 'ADD' button.

At the bottom right of the main content area is a large orange 'SAVE' button. The footer contains a notification 'Too many guests in house? Pause online reservations', a logo, and the text 'Designed by Hospitality Digital GmbH. All rights reserved.' On the far right of the footer are links for 'FAQ | Terms of use | Imprint | Data Privacy'.




Za objavu novog jelovnika kliknite na **SPREMI**.


DISH RESERVATION
HD*Tutorial |  | 

-  Reservations
-  Menu
-  Guests
-  Feedback
-  Reports
-  Settings ▾
-  Help

Give it a title:

Step 2: Define categories
 Does your menu have different categories like Appetizers, Soft drinks, Cocktails, Main Course? If yes, list them below.








Would you like to add more categories? ADD

My Menu doesn't have categories!

Step 3: Add dishes
 Great job, rockstar! We are almost there. One final step and you will be ready to go. Add the dishes inside the categories (if defined) and a description or quantity if you have one. List the price and you are good to go!
 You can re-order the categories and dishes as you please.


Steaks
☰

<input type="text" value="Beef Steak"/>	<input type="text" value="Beef Steak"/>	<input type="text" value="Select Diet"/>	<input type="text" value="1"/>	<input type="text" value="24,60"/>			
---	---	--	--------------------------------	------------------------------------	---	---	---

Would you like to add more dishes? ADD

SAVE

Too many guests in house?
Pause online reservations

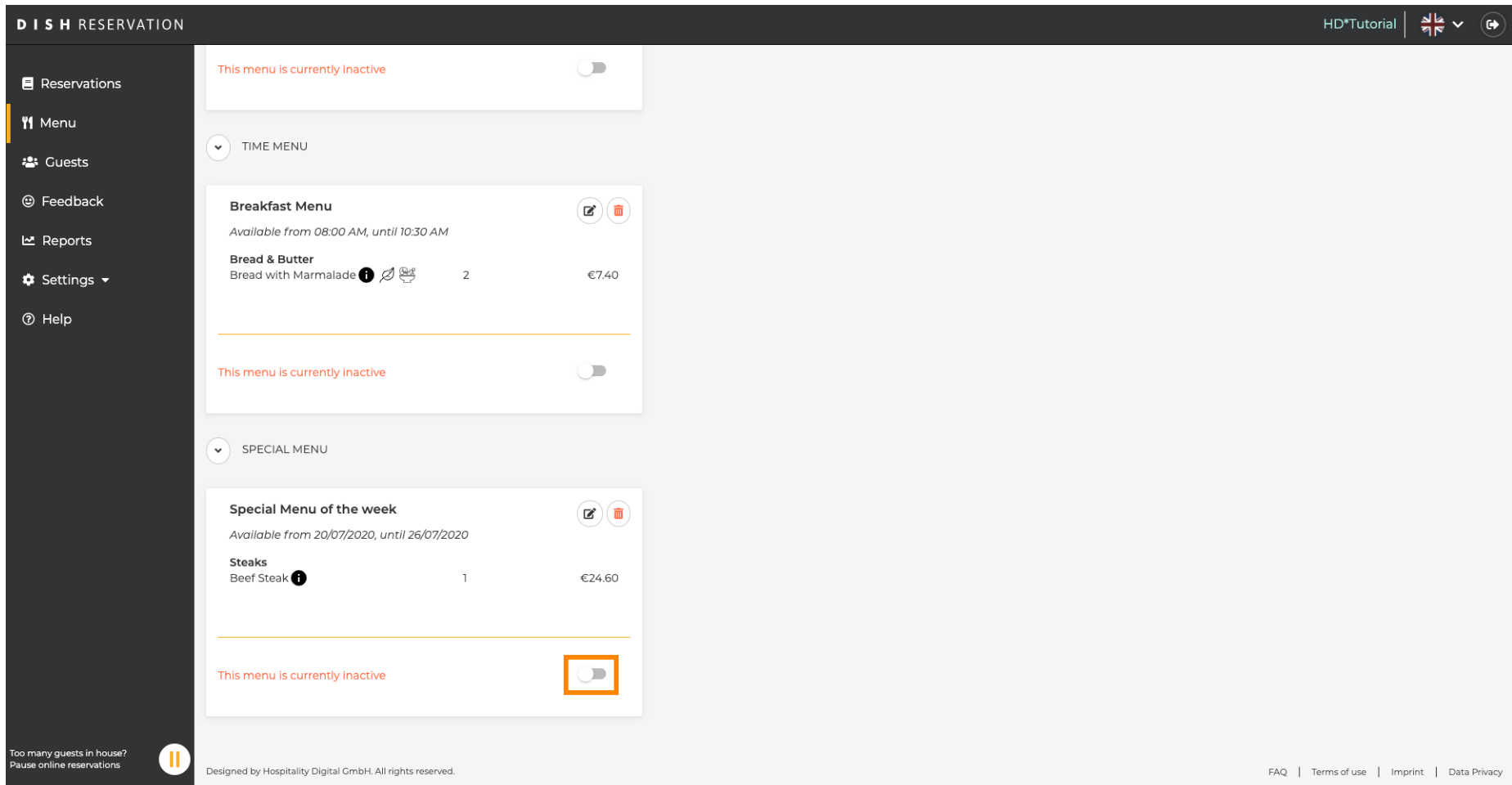


Designed by Hospitality Digital GmbH. All rights reserved.

[FAQ](#) | [Terms of use](#) | [Imprint](#) | [Data Privacy](#)

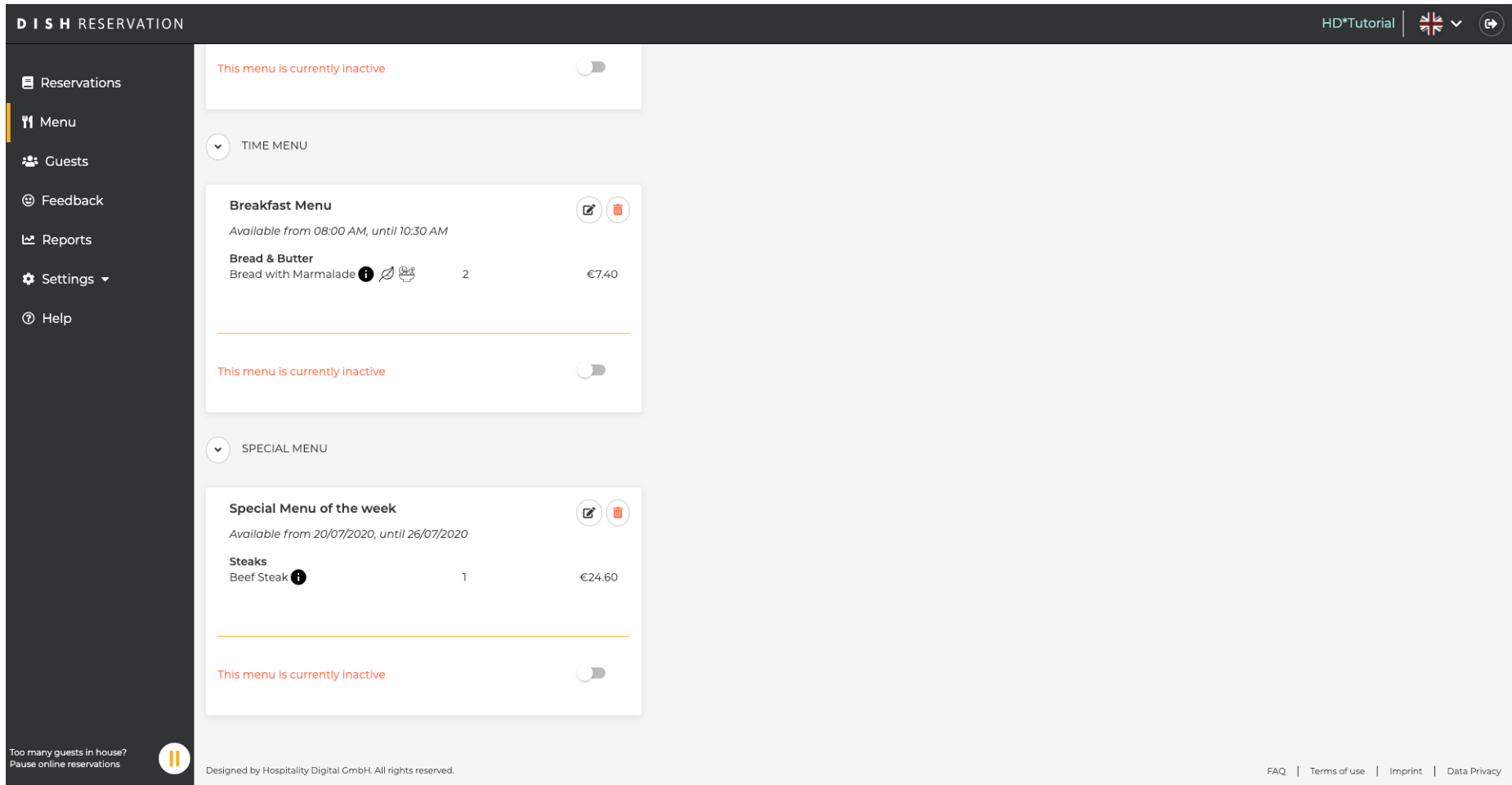


Uvijek možete odlučiti hoćete li jelovnike aktivirati ili neaktivirati, što rezultira prikazom za gosta ili ne. Da biste to učinili, jednostavno koristite **klizač** izbornika.



The screenshot shows the 'Menu' management interface in the DISH RESERVATION system. The left sidebar contains navigation options: Reservations, Menu, Guests, Feedback, Reports, Settings, and Help. The main content area is divided into sections for 'TIME MENU' and 'SPECIAL MENU'. Each section contains menu items with an 'inactive' toggle switch. The 'Breakfast Menu' section shows 'Bread & Butter' (Bread with Marmalade) for €7.40. The 'Special Menu of the week' section shows 'Beef Steak' for €24.60. The toggle switch for the 'Special Menu of the week' is highlighted with an orange box, indicating it is the focus of the instruction.

 To je to. Završili ste poduku i sada znate kako dodati poseban izbornik.



The screenshot displays the 'DISH RESERVATION' admin dashboard. On the left is a dark sidebar with navigation options: Reservations, Menu, Guests, Feedback, Reports, Settings, and Help. The main content area shows two menu sections: 'TIME MENU' and 'SPECIAL MENU'. Each section has a toggle switch labeled 'This menu is currently inactive'. Under 'TIME MENU', there is a 'Breakfast Menu' available from 08:00 AM to 10:30 AM, featuring a 'Bread & Butter' item (Bread with Marmalade) priced at €7.40. Under 'SPECIAL MENU', there is a 'Special Menu of the week' available from 20/07/2020 to 26/07/2020, featuring a 'Beef Steak' item priced at €24.60. At the bottom left, there is a notification: 'Too many guests in house? Pause online reservations'. At the bottom right, there are links for 'FAQ', 'Terms of use', 'Imprint', and 'Data Privacy'. The footer also includes the text 'Designed by Hospitality Digital GmbH. All rights reserved.'



Skenirajte za odlazak na interaktivni player