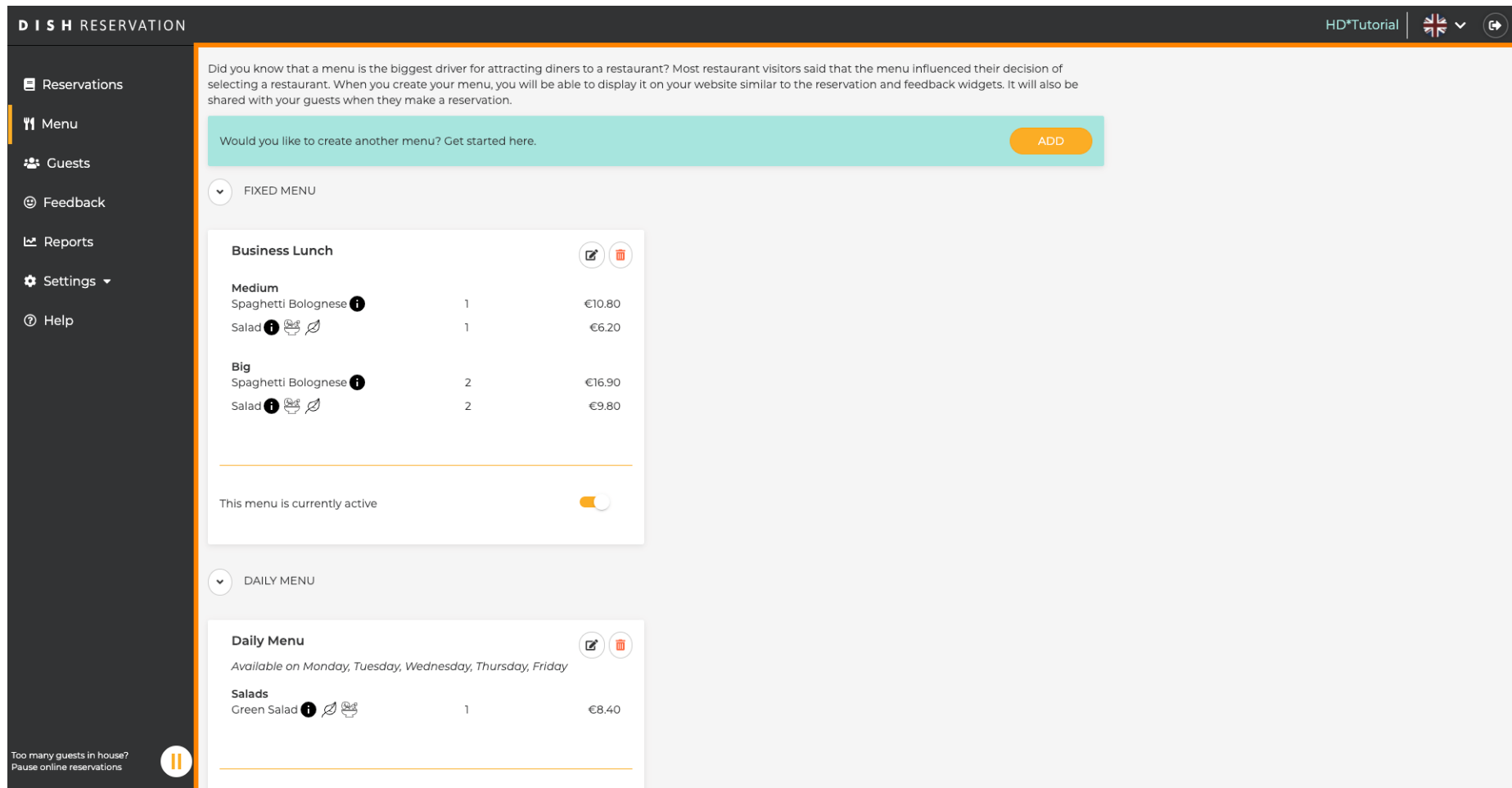












Ora ti trovi nel **Pannello di amministrazione** nella sezione **Menu** . Qui puoi creare e modificare i menu esistenti.



DISH RESERVATION
HD*Tutorial  

-  Reservations
-  Menu
-  Guests
-  Feedback
-  Reports
-  Settings ▾
-  Help





Did you know that a menu is the biggest driver for attracting diners to a restaurant? Most restaurant visitors said that the menu influenced their decision of selecting a restaurant. When you create your menu, you will be able to display it on your website similar to the reservation and feedback widgets. It will also be shared with your guests when they make a reservation.

Would you like to create another menu? Get started here.
ADD





▼ FIXED MENU

Business Lunch  

Medium



Spaghetti Bolognese 	1	€10.80
Salad   	1	€6.20

Big

Spaghetti Bolognese 	2	€16.90
Salad   	2	€9.80




This menu is currently active


▼ DAILY MENU

Daily Menu  

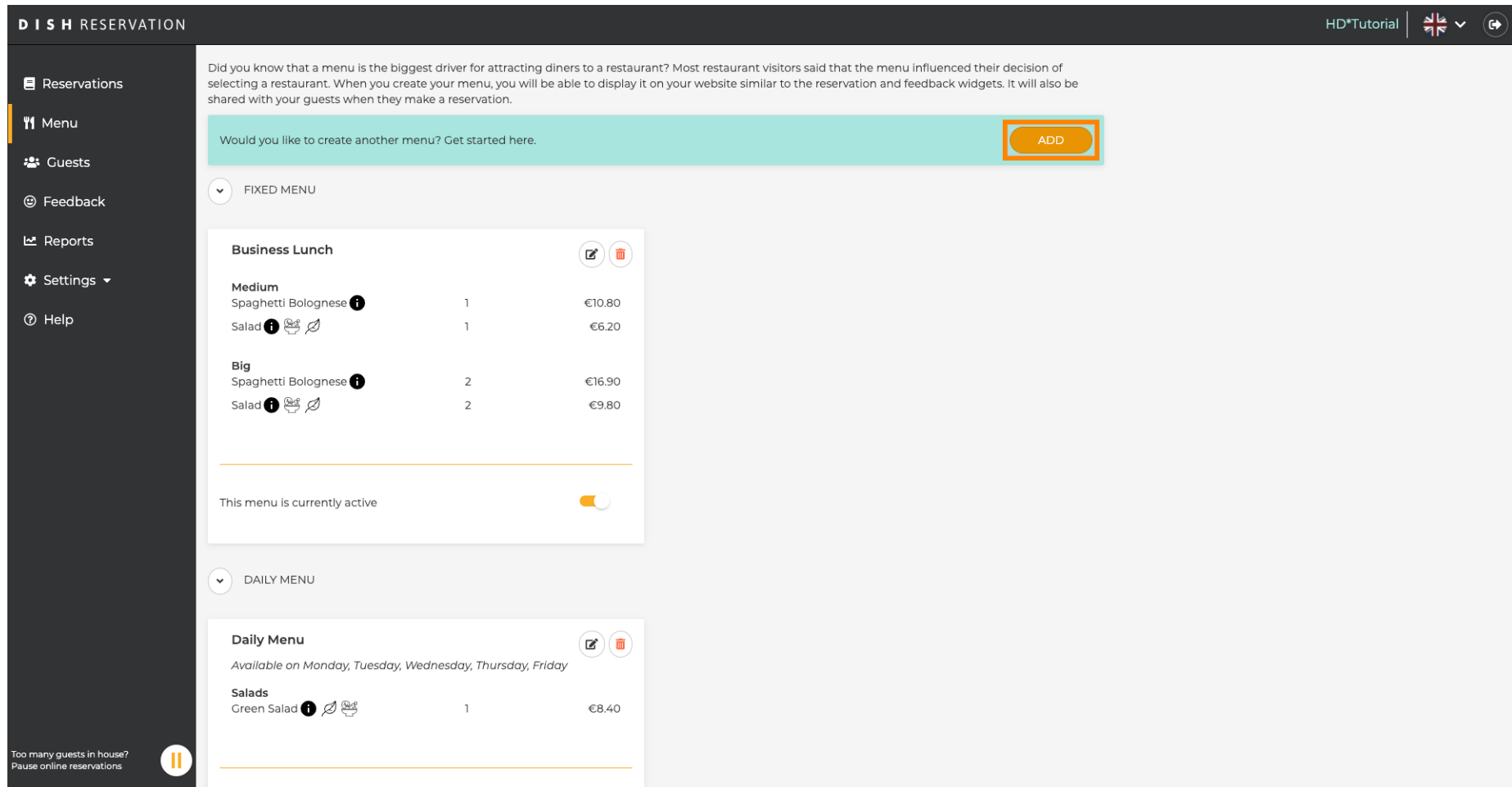
Available on Monday, Tuesday, Wednesday, Thursday, Friday

Salads

Green Salad   	1	€8.40
---	---	-------

Too many guests in house?  Pause online reservations

Fare clic su **Aggiungi** per aggiungere un nuovo menu.



DISH RESERVATION HD*Tutorial

Did you know that a menu is the biggest driver for attracting diners to a restaurant? Most restaurant visitors said that the menu influenced their decision of selecting a restaurant. When you create your menu, you will be able to display it on your website similar to the reservation and feedback widgets. It will also be shared with your guests when they make a reservation.

Would you like to create another menu? Get started here. **ADD**

FIXED MENU

Business Lunch

Item	Quantity	Price
Medium		
Spaghetti Bolognese	1	€10.80
Salad	1	€6.20
Big		
Spaghetti Bolognese	2	€16.90
Salad	2	€9.80

This menu is currently active

DAILY MENU

Daily Menu

Available on Monday, Tuesday, Wednesday, Thursday, Friday

Item	Quantity	Price
Salads		
Green Salad	1	€8.40

Too many guests in house? Pause online reservations

Fare clic su **Menu speciale** per aggiungerlo, selezionare l' **intervallo di tempo** a cui si applica il menu.

DISH RESERVATION HD*Tutorial | |

- Reservations
- Menu**
- Guests
- Feedback
- Reports
- Settings ▾
- Help

Step 1: Choose Menu Type
Does your menu change often? You could decide to have a permanent menu, a daily menu or a limited time menu. The choice is all yours!

<p>Fixed Menu <input type="checkbox"/></p> <p>Your menu is fixed for now and is not changing daily.</p>	<p>Daily Menu <input type="checkbox"/></p> <p>You have a different menu depending on the day of the week.</p> <p>Select day(s) ▾</p>	<p>Time Menu <input type="checkbox"/></p> <p>You have a different menu for breakfast, lunch, and dinner.</p> <p>Select time ▾</p>	<p>Special Menu <input checked="" type="checkbox"/></p> <p>You have a special / season menu for a limited time period.</p> <p>Mon, 20/07/2020 - Sun, 26/07</p>
--	---	--	---

Give it a title:

Step 2: Define categories
Does your menu have different categories like Appetizers, Soft drinks, Cocktails, Main Course? If yes, list them below.

Would you like to add more categories? ADD

My Menu doesn't have categories!

Too many guests in house?
Pause online reservations

Designed by Hospitality Digital GmbH. All rights reserved.

[FAQ](#) | [Terms of use](#) | [Imprint](#) | [Data Privacy](#)



E digita il **titolo** del nuovo menu.

DISH RESERVATION
HD*Tutorial

- Reservations
- Menu
- Guests
- Feedback
- Reports
- Settings ▾
- Help

Step 1: Choose Menu Type
Does your menu change often? You could decide to have a permanent menu, a daily menu or a limited time menu. The choice is all yours!

<p>Fixed Menu <input type="checkbox"/></p> <p>Your menu is fixed for now and is not changing daily.</p>	<p>Daily Menu <input type="checkbox"/></p> <p>You have a different menu depending on the day of the week.</p> <p>Select day(s) ▾</p>	<p>Time Menu <input type="checkbox"/></p> <p>You have a different menu for breakfast, lunch, and dinner.</p> <p>Select time ▾</p>	<p>Special Menu <input checked="" type="checkbox"/></p> <p>You have a special / season menu for a limited time period.</p> <p>Mon, 20/07/2020 - Sun, 26/07</p>
--	---	--	---

Give it a title:

Step 2: Define categories
Does your menu have different categories like Appetizers, Soft drinks, Cocktails, Main Course? If yes, list them below.

Would you like to add more categories? ADD

My Menu doesn't have categories!

Too many guests in house? Pause online reservations

Designed by Hospitality Digital GmbH. All rights reserved.

FAQ | Terms of use | Imprint | Data Privacy



In **Definisci categorie** è possibile aggiungere più categorie al nuovo menu. **Nota: se il menu non appartiene a una categoria, fare clic su "Il mio menu non ha categorie!"**

DISH RESERVATION HD*Tutorial

Step 1: Choose Menu Type
Does your menu change often? You could decide to have a permanent menu, a daily menu or a limited time menu. The choice is all yours!

- Fixed Menu** Your menu is fixed for now and is not changing daily.
- Daily Menu** You have a different menu depending on the day of the week.
- Time Menu** You have a different menu for breakfast, lunch, and dinner.
- Special Menu** You have a special / season menu for a limited time period.

Give it a title:

Step 2: Define categories
Does your menu have different categories like Appetizers, Soft drinks, Cocktails, Main Course? If yes, list them below.

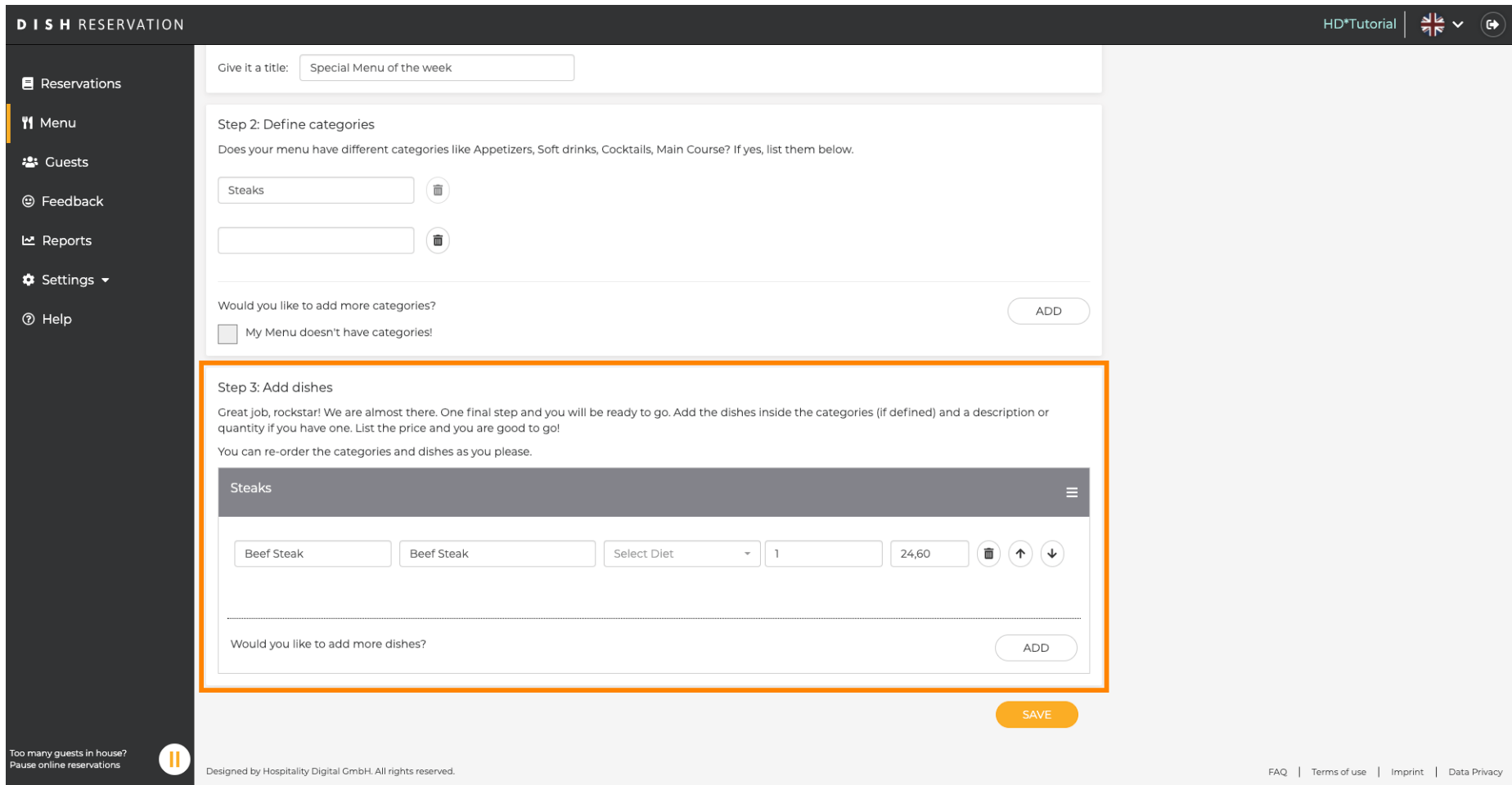
Would you like to add more categories?

My Menu doesn't have categories!

Step 3: Add dishes
Great job, rockstar! We are almost there. One final step and you will be ready to go. Add the dishes inside the categories (if defined) and a description or quantity if you have one. List the price and you are good to go!
You can re-order the categories and dishes as you please.

Too many guests in house? Pause online reservations

In **Aggiungi piatti** aggiungi piatti al nuovo menu. Inserisci le seguenti informazioni: nome del piatto, descrizione del piatto, dieta, quantità e prezzo.



DISH RESERVATION HD*Tutorial

Give it a title:

Step 2: Define categories
 Does your menu have different categories like Appetizers, Soft drinks, Cocktails, Main Course? If yes, list them below.

Would you like to add more categories?

My Menu doesn't have categories!

Step 3: Add dishes
 Great job, rockstar! We are almost there. One final step and you will be ready to go. Add the dishes inside the categories (if defined) and a description or quantity if you have one. List the price and you are good to go!
 You can re-order the categories and dishes as you please.

Steaks

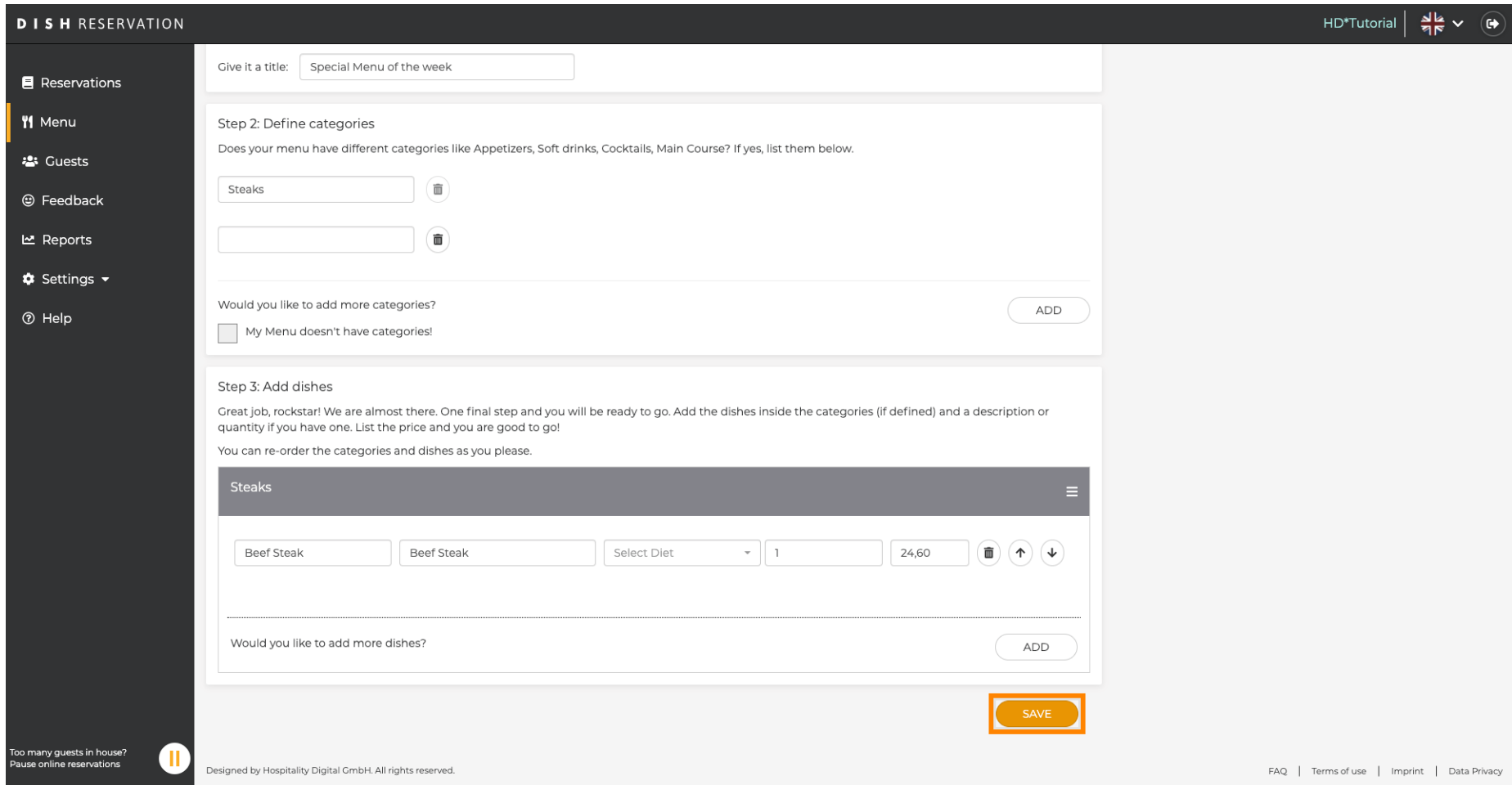
<input type="text" value="Beef Steak"/>	<input type="text" value="Beef Steak"/>	<input type="text" value="Select Diet"/>	<input type="text" value="1"/>	<input type="text" value="24,60"/>	<input type="button" value="🗑️"/>	<input type="button" value="⬆️"/>	<input type="button" value="⬆️"/>
---	---	--	--------------------------------	------------------------------------	-----------------------------------	-----------------------------------	-----------------------------------



Would you like to add more dishes?

Too many guests in house? Pause online reservations

Designed by Hospitality Digital GmbH. All rights reserved. [FAQ](#) | [Terms of use](#) | [Imprint](#) | [Data Privacy](#)

 Per pubblicare il tuo nuovo menù, clicca su **SALVA** .





DISH RESERVATION HD*Tutorial |  | 

Reservations
Menu
 Guests
 Feedback
 Reports
 Settings
 Help

Give it a title:

Step 2: Define categories
 Does your menu have different categories like Appetizers, Soft drinks, Cocktails, Main Course? If yes, list them below.









Would you like to add more categories?


My Menu doesn't have categories!

Step 3: Add dishes
 Great job, rockstar! We are almost there. One final step and you will be ready to go. Add the dishes inside the categories (if defined) and a description or quantity if you have one. List the price and you are good to go!
 You can re-order the categories and dishes as you please.

Steaks 

<input type="text" value="Beef Steak"/>	<input type="text" value="Beef Steak"/>	<input type="text" value="Select Diet"/>	<input type="text" value="1"/>	<input type="text" value="24,60"/>			
---	---	--	--------------------------------	------------------------------------	---	---	---

Would you like to add more dishes?

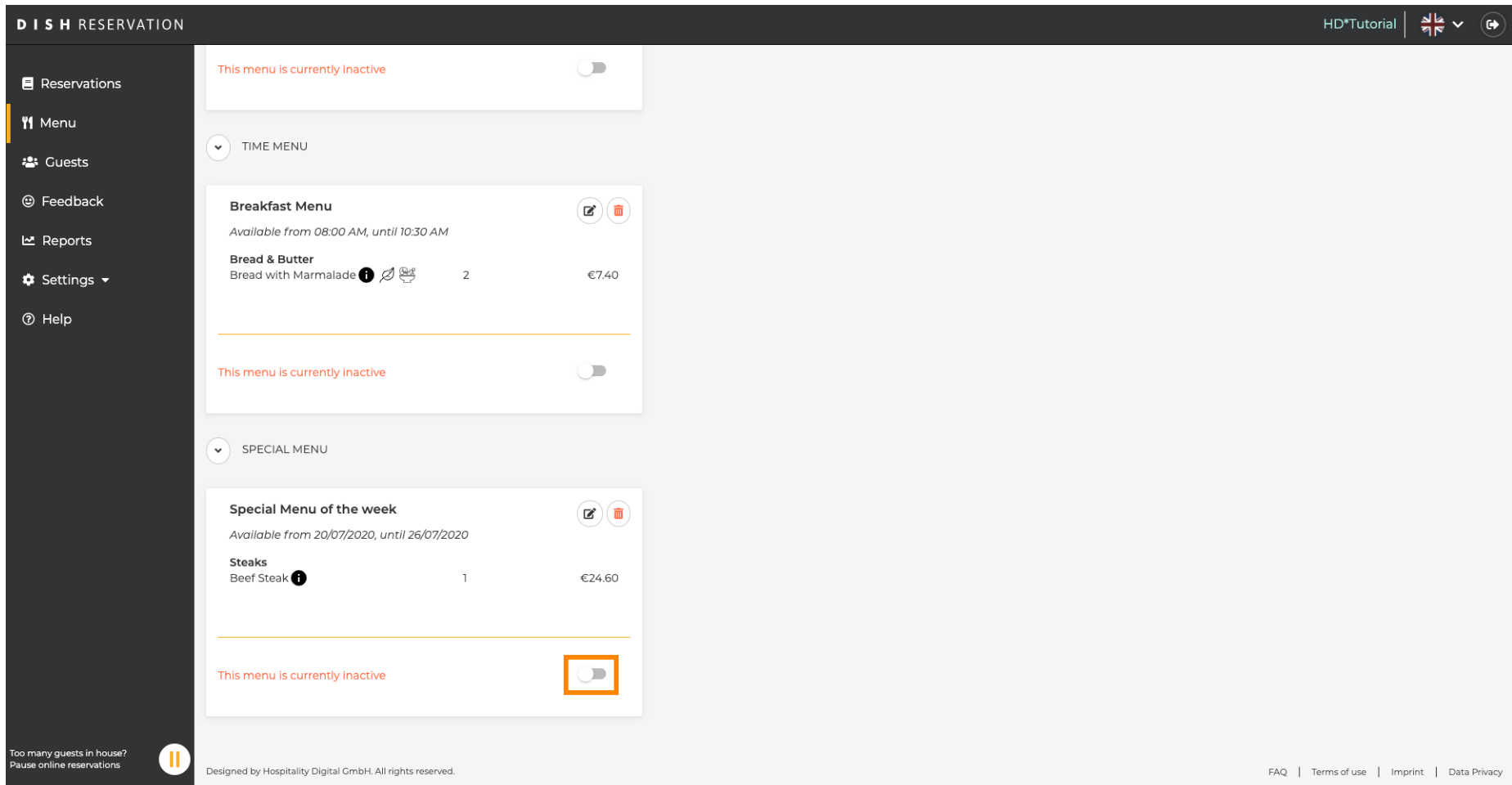
Too many guests in house?
Pause online reservations 

Designed by Hospitality Digital GmbH. All rights reserved.

FAQ | Terms of use | Imprint | Data Privacy



Puoi sempre decidere di impostare il menu attivo o inattivo, il che si traduce nel mostrarli all'ospite o meno. Per farlo, usa semplicemente lo **slider** del menu.



The screenshot shows the DISH RESERVATION administration interface. On the left is a dark sidebar with navigation options: Reservations, Menu, Guests, Feedback, Reports, Settings, and Help. The main content area is titled 'DISH RESERVATION' and includes a user profile 'HD*Tutorial' and a language selector (UK flag). The interface displays two menu sections: 'TIME MENU' and 'SPECIAL MENU'. Each section contains a menu card with an 'inactive' status and a toggle switch. The 'Breakfast Menu' card shows 'Bread & Butter' for €7.40. The 'Special Menu of the week' card shows 'Beef Steak' for €24.60. The toggle switch for the 'Special Menu of the week' is highlighted with an orange box. At the bottom left, there is a notification: 'Too many guests in house? Pause online reservations'. At the bottom right, there are links for 'FAQ', 'Terms of use', 'Imprint', and 'Data Privacy'. The footer text reads 'Designed by Hospitality Digital GmbH. All rights reserved.'



Ecco fatto. Hai completato il tutorial e ora sai come aggiungere un menu speciale.

The screenshot displays the DISH RESERVATION administration interface. On the left is a dark sidebar with navigation options: Reservations, Menu (highlighted), Guests, Feedback, Reports, Settings, and Help. The main content area shows two menu categories: TIME MENU and SPECIAL MENU. Each category has a toggle switch labeled 'This menu is currently inactive'. Under TIME MENU, there is a 'Breakfast Menu' section with a sub-item 'Bread & Butter' (Bread with Marmalade) priced at €7.40. Under SPECIAL MENU, there is a 'Special Menu of the week' section with a sub-item 'Beef Steak' priced at €24.60. At the bottom left, a notification states 'Too many guests in house? Pause online reservations'. At the bottom right, there are links for FAQ, Terms of use, Imprint, and Data Privacy. The footer also includes the text 'Designed by Hospitality Digital GmbH. All rights reserved.'



Scansiona per andare al lettore interattivo