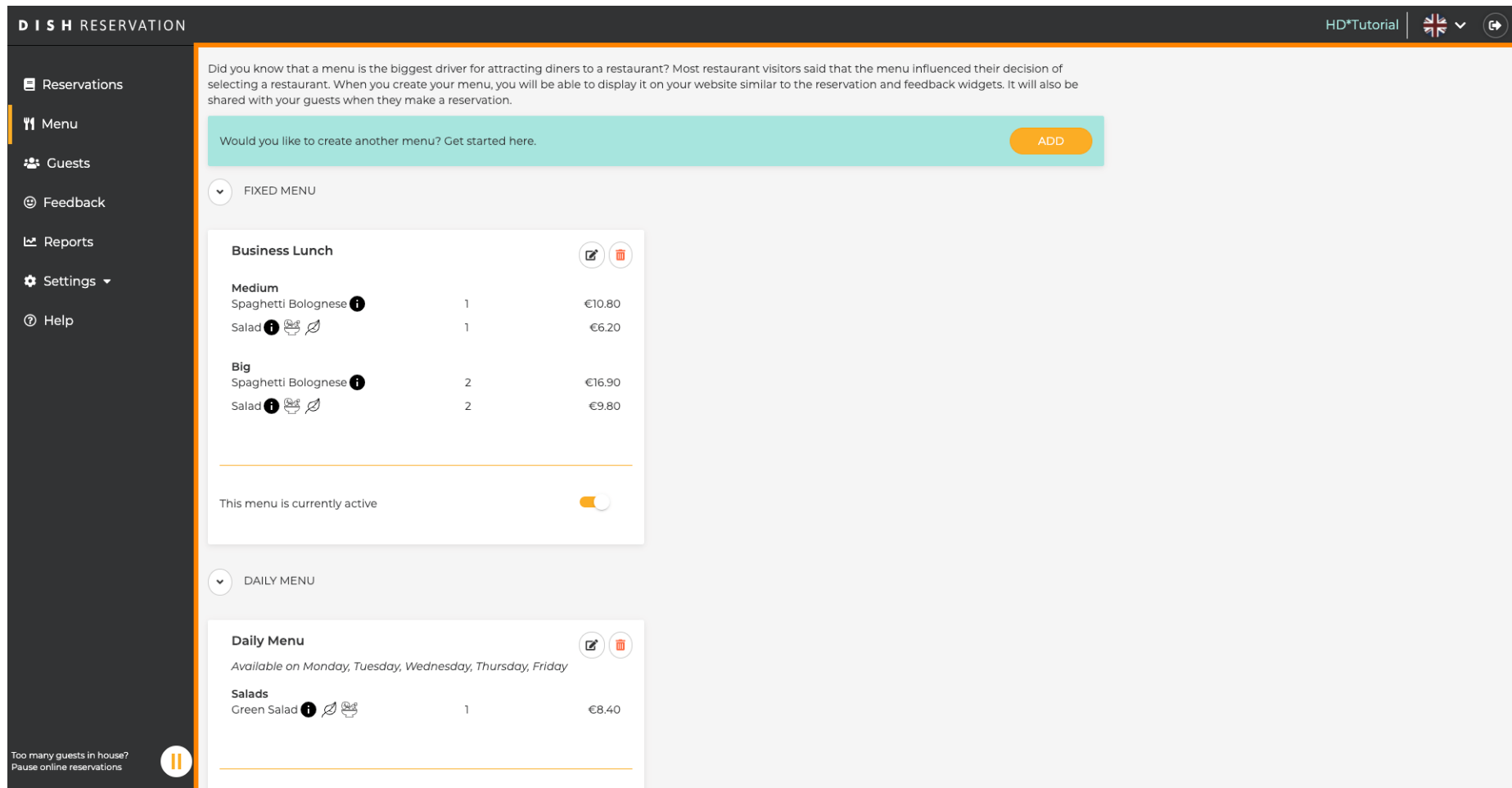




Teraz sa nachádzate v **Admin Paneli** v sekcii **Menu** . Tu môžete vytvárať a upravovať existujúce ponuky.



The screenshot shows the 'Menu' management interface in the DISH RESERVATION Admin Panel. The left sidebar contains navigation options: Reservations, Menu, Guests, Feedback, Reports, Settings, and Help. The main content area displays a message about the importance of menus, followed by a teal banner with an 'ADD' button. Below this, there are two menu categories: 'FIXED MENU' and 'DAILY MENU'. The 'Business Lunch' menu is currently active and includes items like 'Medium Spaghetti Bolognese' and 'Big Spaghetti Bolognese'. The 'Daily Menu' is also shown with a 'Green Salad' item.


**FIXED MENU**

Item	Quantity	Price
<b>Medium</b>		
Spaghetti Bolognese	1	€10.80
Salad	1	€6.20
<b>Big</b>		
Spaghetti Bolognese	2	€16.90
Salad	2	€9.80

This menu is currently active



**DAILY MENU**








Item	Quantity	Price
<b>Salads</b>		
Green Salad	1	€8.40

Too many guests in house? Pause online reservations 



Kliknutím na **pridať** pridáte nové menu.



DISH RESERVATION
HD\*Tutorial |  | 









-  Reservations
-  Menu
-  Guests
-  Feedback
-  Reports
-  Settings ▾
-  Help

Did you know that a menu is the biggest driver for attracting diners to a restaurant? Most restaurant visitors said that the menu influenced their decision of selecting a restaurant. When you create your menu, you will be able to display it on your website similar to the reservation and feedback widgets. It will also be shared with your guests when they make a reservation.

Would you like to create another menu? Get started here. ADD

▼ FIXED MENU



**Business Lunch**  

<b>Medium</b>		
Spaghetti Bolognese 	1	€10.80
Salad   	1	€6.20
<b>Big</b>		
Spaghetti Bolognese 	2	€16.90
Salad   	2	€9.80




---

This menu is currently active


▼ DAILY MENU

**Daily Menu**  

*Available on Monday, Tuesday, Wednesday, Thursday, Friday*

<b>Salads</b>		
Green Salad   	1	€8.40

---

Too many guests in house?  Pause online reservations

© 2020 - 2024 DISH Digital Solutions GmbH

2 z 10



Kliknutím na **Špeciálnu ponuku** ju pridáte, vyberte **časové rozpätie** , na ktoré sa ponuka vzťahuje.

**DISH RESERVATION** HD\*Tutorial

Reservations  
Menu  
Guests  
Feedback  
Reports  
Settings  
Help

**Step 1: Choose Menu Type**  
Does your menu change often? You could decide to have a permanent menu, a daily menu or a limited time menu. The choice is all yours!

<p><b>Fixed Menu</b> <input type="checkbox"/></p> <p>Your menu is fixed for now and is not changing daily.</p>	<p><b>Daily Menu</b> <input type="checkbox"/></p> <p>You have a different menu depending on the day of the week.</p> <p>Select day(s)</p>	<p><b>Time Menu</b> <input type="checkbox"/></p> <p>You have a different menu for breakfast, lunch, and dinner.</p> <p>Select time</p>	<p><b>Special Menu</b> <input checked="" type="checkbox"/></p> <p>You have a special / season menu for a limited time period.</p> <p>Mon, 20/07/2020 - Sun, 26/07</p>
----------------------------------------------------------------------------------------------------------------	-------------------------------------------------------------------------------------------------------------------------------------------	----------------------------------------------------------------------------------------------------------------------------------------	-----------------------------------------------------------------------------------------------------------------------------------------------------------------------

Give it a title:

**Step 2: Define categories**  
Does your menu have different categories like Appetizers, Soft drinks, Cocktails, Main Course? If yes, list them below.

Would you like to add more categories?

My Menu doesn't have categories!

Too many guests in house? Pause online reservations

Designed by Hospitality Digital GmbH. All rights reserved. [FAQ](#) | [Terms of use](#) | [Imprint](#) | [Data Privacy](#)



A zadajte **názov** nového menu.

DISH RESERVATION
HD\*Tutorial

- Reservations
- Menu
- Guests
- Feedback
- Reports
- Settings ▾
- Help

**Step 1: Choose Menu Type**  
Does your menu change often? You could decide to have a permanent menu, a daily menu or a limited time menu. The choice is all yours!

<p><b>Fixed Menu</b> <input type="checkbox"/></p> <p>Your menu is fixed for now and is not changing daily.</p>	<p><b>Daily Menu</b> <input type="checkbox"/></p> <p>You have a different menu depending on the day of the week.</p> <p>Select day(s) ▾</p>	<p><b>Time Menu</b> <input type="checkbox"/></p> <p>You have a different menu for breakfast, lunch, and dinner.</p> <p>Select time ▾</p>	<p><b>Special Menu</b> <input checked="" type="checkbox"/></p> <p>You have a special / season menu for a limited time period.</p> <p>Mon, 20/07/2020 - Sun, 26/07</p>
----------------------------------------------------------------------------------------------------------------	---------------------------------------------------------------------------------------------------------------------------------------------	------------------------------------------------------------------------------------------------------------------------------------------	-----------------------------------------------------------------------------------------------------------------------------------------------------------------------

Give it a title:

---

**Step 2: Define categories**  
Does your menu have different categories like Appetizers, Soft drinks, Cocktails, Main Course? If yes, list them below.

Would you like to add more categories? ADD

My Menu doesn't have categories!

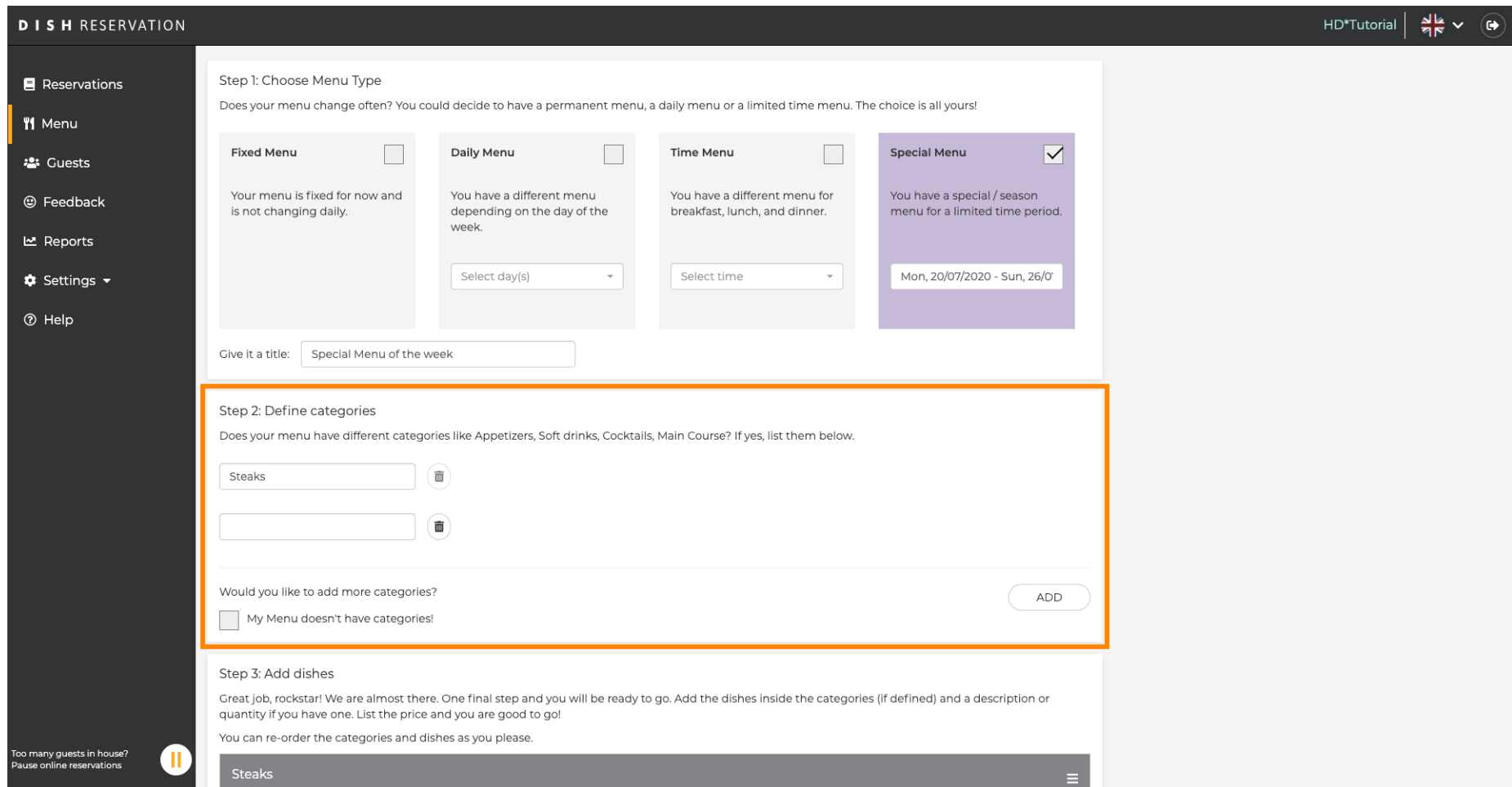
Too many guests in house? Pause online reservations

Designed by Hospitality Digital GmbH. All rights reserved.

FAQ | Terms of use | Imprint | Data Privacy



V časti **Definovať kategórie** je možné do novej ponuky pridať viacero kategórií. **Poznámka: Ak ponuka nepatrí do žiadnej kategórie, kliknite na "Moja ponuka neobsahuje kategórie!"**



**DISH RESERVATION** HD\*Tutorial

**Step 1: Choose Menu Type**  
Does your menu change often? You could decide to have a permanent menu, a daily menu or a limited time menu. The choice is all yours!

- Fixed Menu** : Your menu is fixed for now and is not changing daily.
- Daily Menu** : You have a different menu depending on the day of the week. (Select day(s))
- Time Menu** : You have a different menu for breakfast, lunch, and dinner. (Select time)
- Special Menu** : You have a special / season menu for a limited time period. (Mon, 20/07/2020 - Sun, 26/07)

Give it a title:

---

**Step 2: Define categories**  
Does your menu have different categories like Appetizers, Soft drinks, Cocktails, Main Course? If yes, list them below.

- 
- 

Would you like to add more categories?

My Menu doesn't have categories!

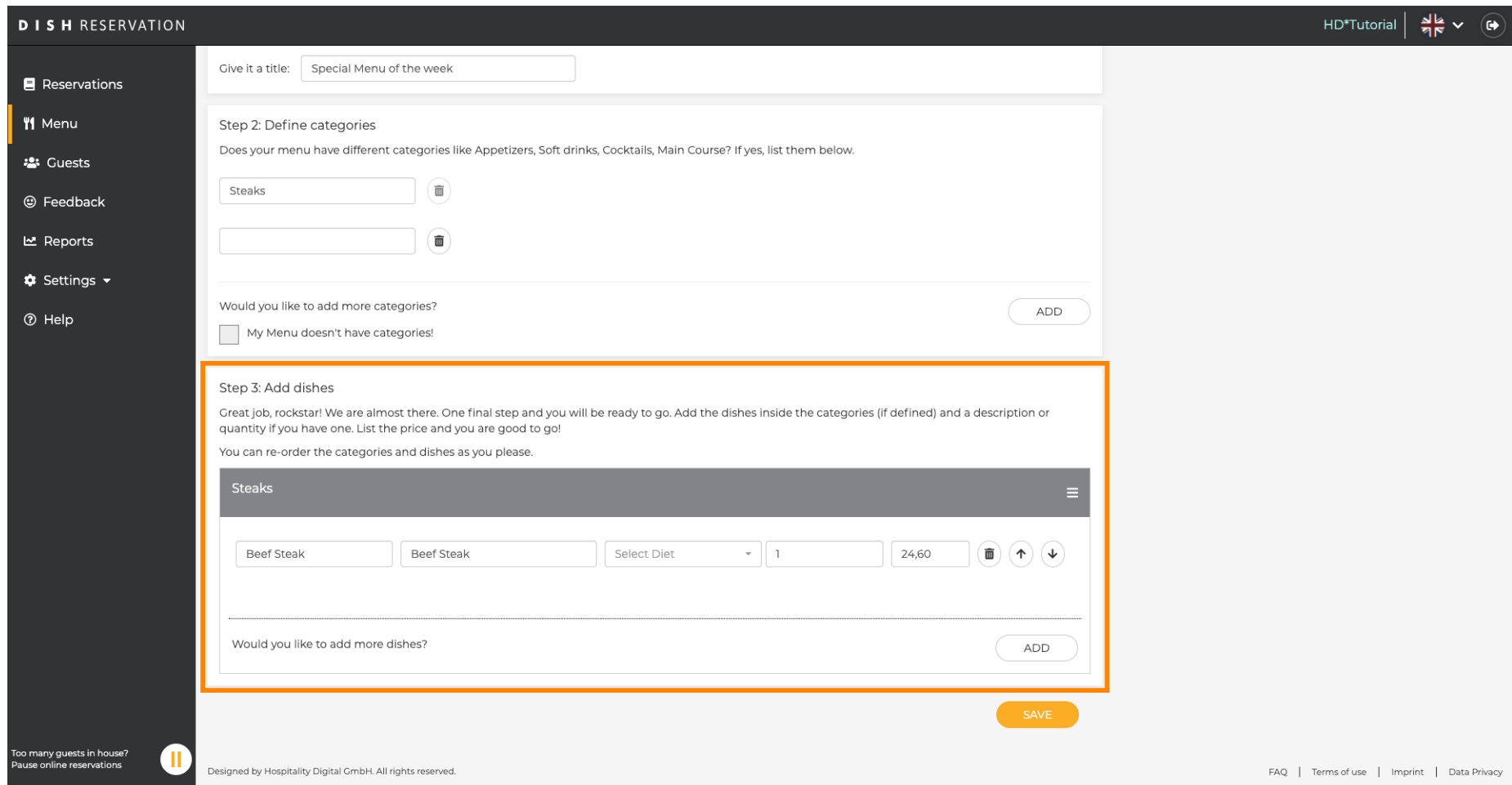
---

**Step 3: Add dishes**  
Great job, rockstar! We are almost there. One final step and you will be ready to go. Add the dishes inside the categories (if defined) and a description or quantity if you have one. List the price and you are good to go!  
You can re-order the categories and dishes as you please.

Too many guests in house? Pause online reservations



V časti **Pridať jedlá** pridáte jedlá do nového menu. Zadajte nasledujúce informácie: názov jedla, popis jedla, diétu, množstvo a cenu.



**DISH RESERVATION** HD\*Tutorial

Give it a title:

**Step 2: Define categories**  
 Does your menu have different categories like Appetizers, Soft drinks, Cocktails, Main Course? If yes, list them below.

Would you like to add more categories?

My Menu doesn't have categories!

**Step 3: Add dishes**  
 Great job, rockstar! We are almost there. One final step and you will be ready to go. Add the dishes inside the categories (if defined) and a description or quantity if you have one. List the price and you are good to go!  
 You can re-order the categories and dishes as you please.

**Steaks**

<input type="text" value="Beef Steak"/>	<input type="text" value="Beef Steak"/>	<input type="text" value="Select Diet"/>	<input type="text" value="1"/>	<input type="text" value="24,60"/>	<input type="button" value="🗑️"/>	<input type="button" value="⬆️"/>	<input type="button" value="⬆️"/>
-----------------------------------------	-----------------------------------------	------------------------------------------	--------------------------------	------------------------------------	-----------------------------------	-----------------------------------	-----------------------------------

Would you like to add more dishes?



Too many guests in house? Pause online reservations








Designed by Hospitality Digital GmbH. All rights reserved.

FAQ | Terms of use | Imprint | Data Privacy



Ak chcete zverejniť svoje nové menu, kliknite na **ULOŽIŤ**.


DISH RESERVATION
HD\*Tutorial  


-  Reservations
-  Menu
-  Guests
-  Feedback
-  Reports
-  Settings ▾
-  Help

Give it a title:

---

**Step 2: Define categories**  
 Does your menu have different categories like Appetizers, Soft drinks, Cocktails, Main Course? If yes, list them below.








Would you like to add more categories? ADD

My Menu doesn't have categories!

---

**Step 3: Add dishes**  
 Great job, rockstar! We are almost there. One final step and you will be ready to go. Add the dishes inside the categories (if defined) and a description or quantity if you have one. List the price and you are good to go!  
 You can re-order the categories and dishes as you please.


Steaks
☰

<input type="text" value="Beef Steak"/>	<input type="text" value="Beef Steak"/>	<input type="text" value="Select Diet"/>	<input type="text" value="1"/>	<input type="text" value="24,60"/>			
-----------------------------------------	-----------------------------------------	------------------------------------------	--------------------------------	------------------------------------	---------------------------------------------------------------------------------------	---------------------------------------------------------------------------------------	---------------------------------------------------------------------------------------

Would you like to add more dishes? ADD

SAVE

Too many guests in house?  
Pause online reservations

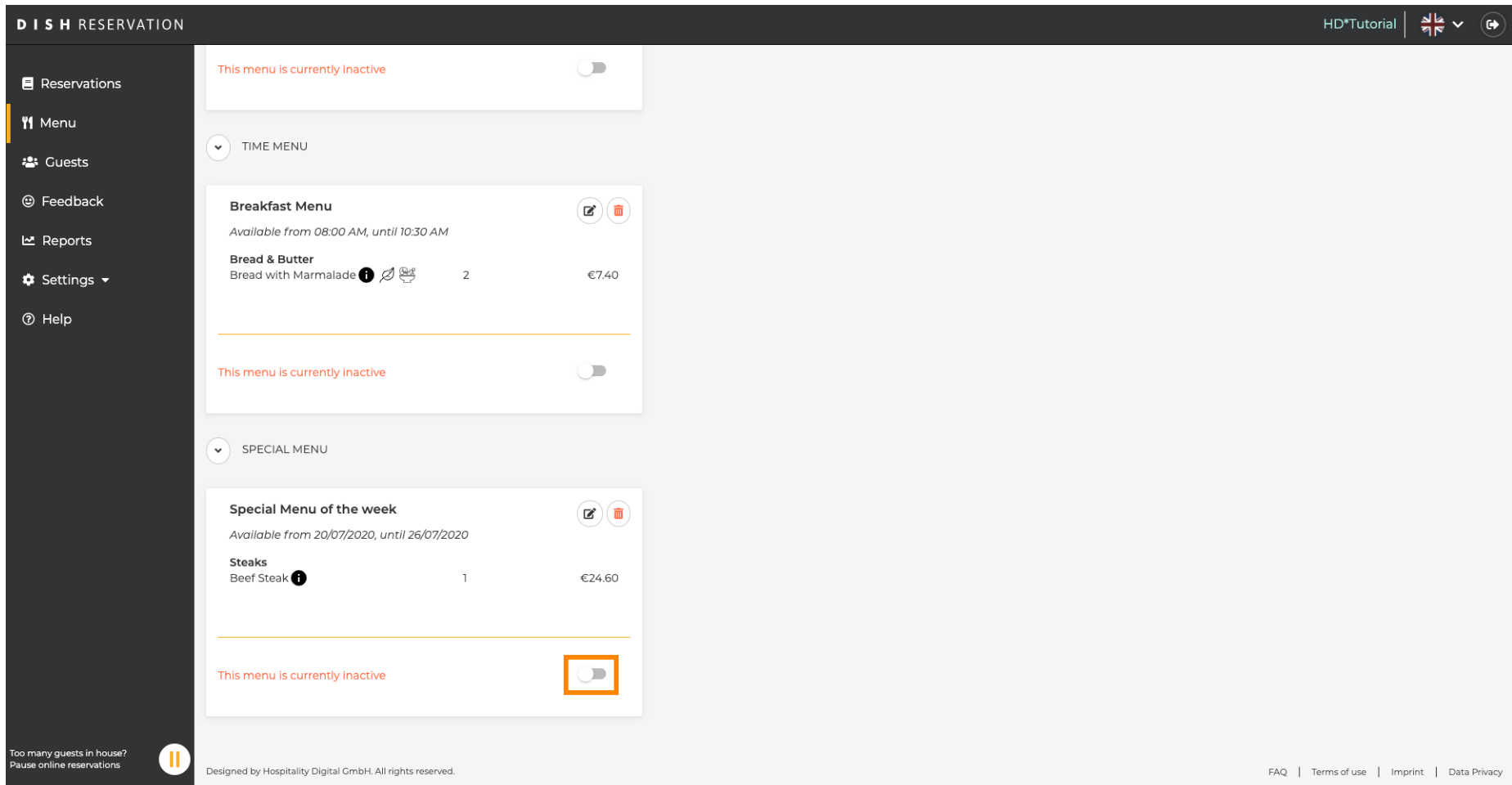


Designed by Hospitality Digital GmbH. All rights reserved.

[FAQ](#) | [Terms of use](#) | [Imprint](#) | [Data Privacy](#)



Vždy sa môžete rozhodnúť, či menu nastavíte ako aktívne alebo neaktívne, čo má za následok, že sa hosťom zobrazí alebo nie. Ak to chcete urobiť, jednoducho použite **posúvač** ponuky.

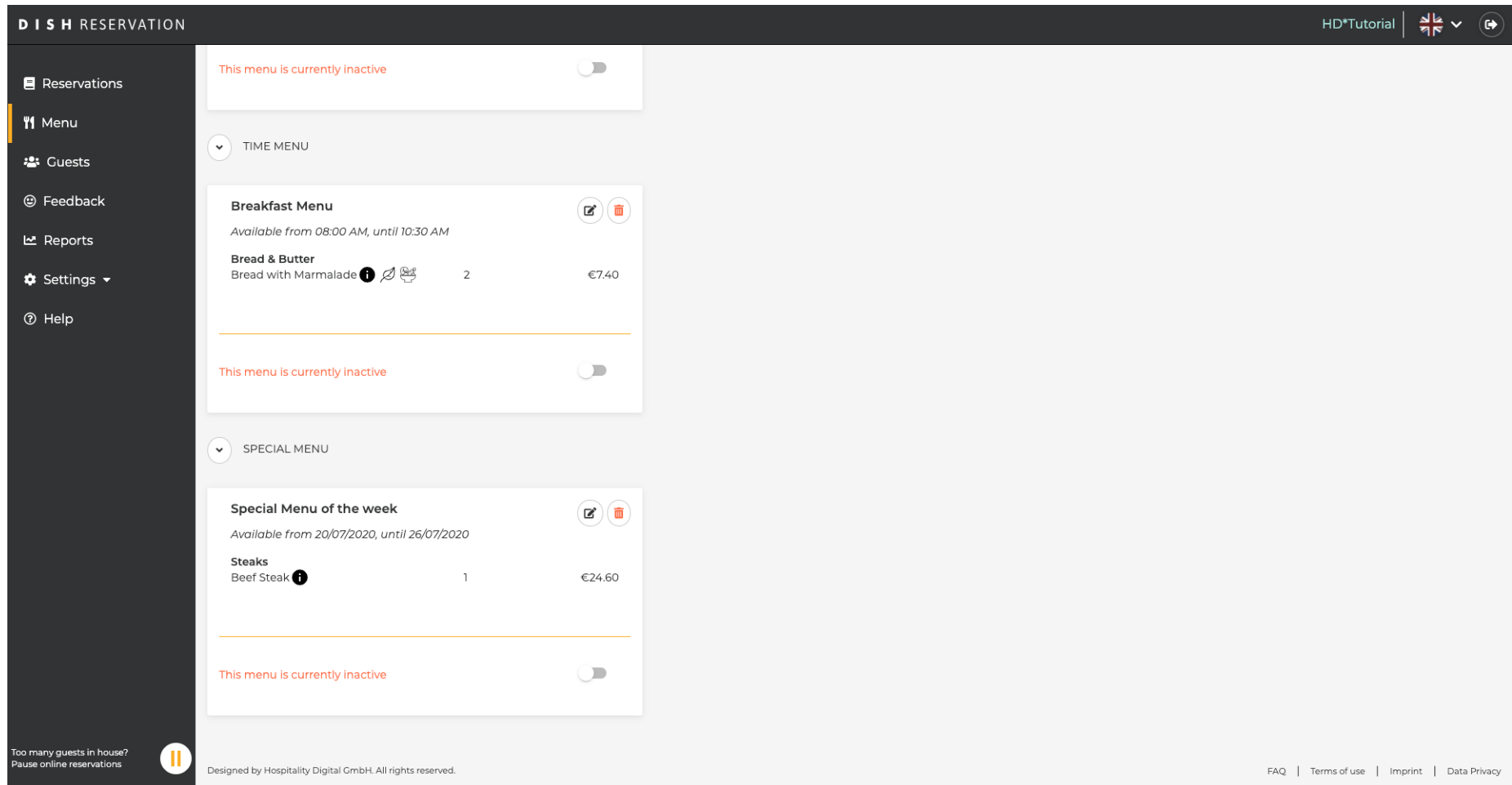


The screenshot displays the 'Menu' management section in the DISH RESERVATION system. The interface is divided into a left sidebar with navigation options (Reservations, Menu, Guests, Feedback, Reports, Settings, Help) and a main content area. The main area shows two menu categories: 'TIME MENU' and 'SPECIAL MENU'. Each category contains a menu item card with a toggle switch to activate or deactivate it. The 'Breakfast Menu' card shows 'Bread & Butter' for €7.40. The 'Special Menu of the week' card shows 'Beef Steak' for €24.60. A red box highlights the toggle switch for the 'Special Menu of the week' card, which is currently in the 'off' position. The top right corner shows 'HD\*Tutorial' and a language selector (UK flag). The bottom left corner has a notification about guest capacity and a pause icon. The bottom right corner contains links for FAQ, Terms of use, Imprint, and Data Privacy.





To je všetko. Dokončili ste návod a teraz viete, ako pridať špeciálne menu.



The screenshot displays the DISH RESERVATION admin interface. On the left is a dark sidebar with navigation options: Reservations, Menu, Guests, Feedback, Reports, Settings, and Help. The main content area shows two menu sections: 'TIME MENU' and 'SPECIAL MENU'. Each section contains a menu item with its name, availability period, ingredients, quantity, and price. The 'Breakfast Menu' section includes 'Bread & Butter' (Bread with Marmalade) for €7.40. The 'Special Menu of the week' section includes 'Steaks' (Beef Steak) for €24.60. Each menu item has edit and delete icons. Below each menu item is a toggle switch labeled 'This menu is currently inactive'. At the bottom left, there is a notification: 'Too many guests in house? Pause online reservations'. At the bottom right, there are links for FAQ, Terms of use, Imprint, and Data Privacy. The footer text reads 'Designed by Hospitality Digital GmbH. All rights reserved.'



Skenovaním prejdite do interaktívneho prehrávača