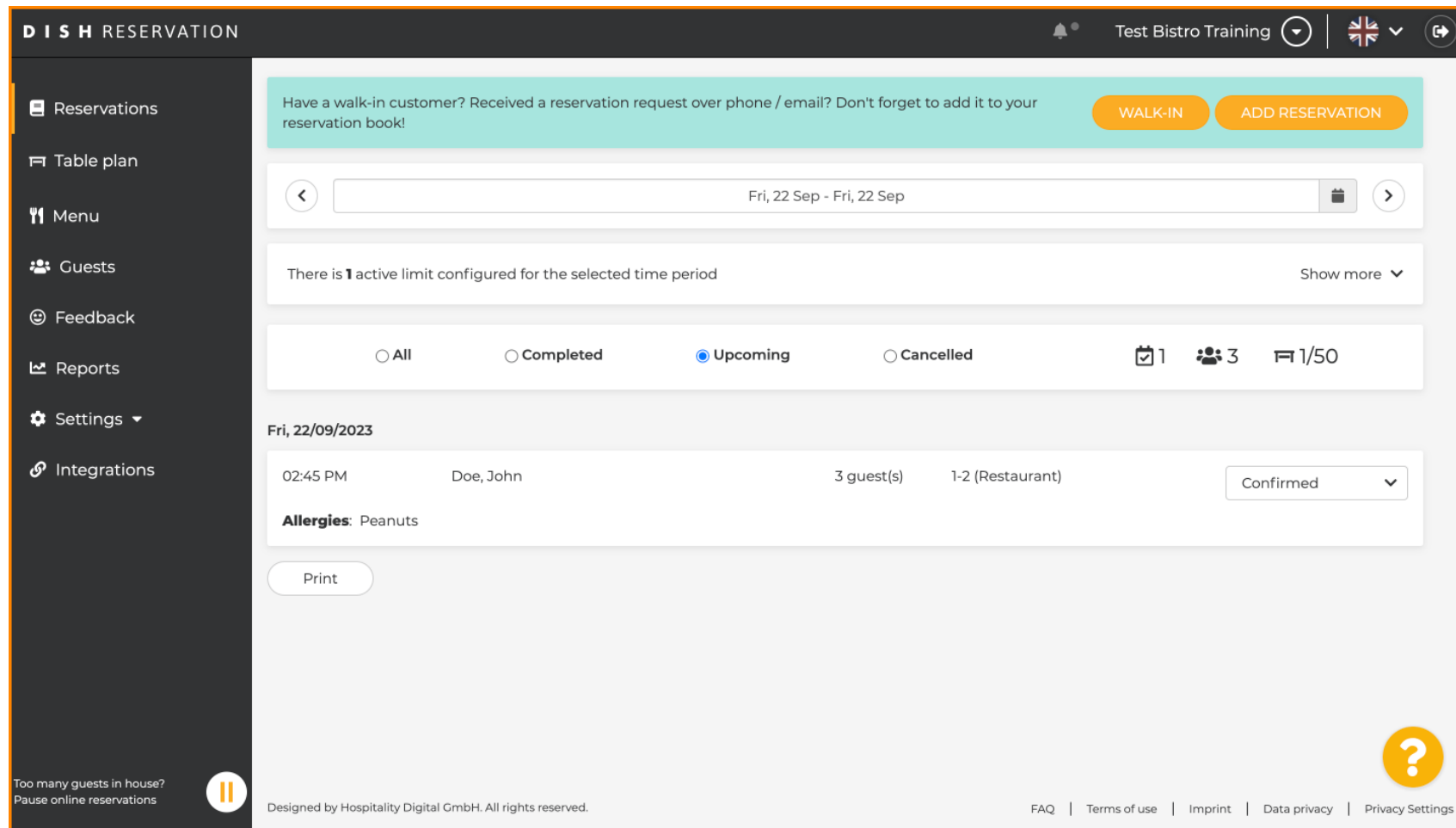




Üdvözljük a **DISH foglalás irányítópultján** . Ebben az oktatóanyagban áttekintést adunk a jelentési funkcióról.



The screenshot shows the DISH Reservation Admin Panel Reports page. The interface includes a dark sidebar with navigation options: Reservations, Table plan, Menu, Guests, Feedback, Reports, Settings, and Integrations. The main content area features a teal banner with a message: "Have a walk-in customer? Received a reservation request over phone / email? Don't forget to add it to your reservation book!" with "WALK-IN" and "ADD RESERVATION" buttons. Below this is a date range selector for "Fri, 22 Sep - Fri, 22 Sep". A summary bar indicates "There is 1 active limit configured for the selected time period" with a "Show more" dropdown. Filter tabs include "All", "Completed", "Upcoming" (selected), and "Cancelled". Summary statistics show 1 calendar icon, 3 people icon, and 1/50 table icon. A reservation card for "Fri, 22/09/2023" at "02:45 PM" for "Doe, John" with "3 guest(s)" and "1-2 (Restaurant)" is shown, with a status of "Confirmed" and "Allergies: Peanuts". A "Print" button is located below the reservation card. At the bottom, there is a "Too many guests in house? Pause online reservations" notification, a "Designed by Hospitality Digital GmbH. All rights reserved." footer, and a "FAQ | Terms of use | Imprint | Data privacy | Privacy Settings" menu.



Az adatok eléréséhez kattintson **a Jelentések** elemre a bal oldali menüben.

DISH RESERVATION Test Bistro Training

Have a walk-in customer? Received a reservation request over phone / email? Don't forget to add it to your reservation book! [WALK-IN](#) [ADD RESERVATION](#)

← Fri, 22 Sep - Fri, 22 Sep →

There is **1** active limit configured for the selected time period [Show more](#)

All Completed Upcoming Cancelled 📅 1 👤 3 🍴 1/50

Fri, 22/09/2023

02:45 PM	Doe, John	3 guest(s)	1-2 (Restaurant)	Confirmed
----------	-----------	------------	------------------	-----------

Allergies: Peanuts

[Print](#)

Too many guests in house? Pause online reservations

Designed by Hospitality Digital GmbH. All rights reserved. [FAQ](#) | [Terms of use](#) | [Imprint](#) | [Data privacy](#) | [Privacy Settings](#)

i Most áttekintést kap arról, hogy hány foglalást kapott az évek során havonta.

The screenshot shows the 'Reports' section of the DISH Reservation Admin Panel. The main content is a 'Summary' card with a 'Reservations' tab selected. It features a heatmap table showing the number of reservations per month from January to December for the years 2020, 2021, 2022, and 2023. The table is highlighted with an orange border. Below the table is a legend for 'FEWER RESERVATIONS' (lighter grey) and 'MORE RESERVATIONS' (darker grey). The 'Reports' menu item in the left sidebar is highlighted with an orange bar.

	Jan	Feb	Mar	Apr	May	Jun	Jul	Aug	Sep	Oct	Nov	Dec
2020								0	0	0	3	2
2021	2	6	4	8	17	8	2	2	7	11	3	7
2022	16	11	9	0	0	7	0	0	0	0	0	0
2023	0	0	0	0	0	0	0	0	4	0	0	0

FEWER RESERVATIONS MORE RESERVATIONS

Average rating
Food & drinks: No feedback registered yet!
Service: No feedback registered yet!

Best performance
May 31, 2021
9 reservations, 35 guests

Guest opinion
No show rate

Too many guests in house? Pause online reservations



Ha át szeretné tekinteni, hogy havonta hány vendég kereste fel Önt az évek során, kattintson a **Vendégek** elemre .

DISH RESERVATION | Test Bistro Training | [Language: EN]

Dashboard | Insights

Summary | Reservations | **Guests**

	Jan	Feb	Mar	Apr	May	Jun	Jul	Aug	Sep	Oct	Nov	Dec
2020								0	0	0	3	2
2021	2	6	4	8	17	8	2	2	7	11	3	7
2022	16	11	9	0	0	7	0	0	0	0	0	0
2023	0	0	0	0	0	0	0	0	4	0	0	0

FEWER RESERVATIONS | MORE RESERVATIONS

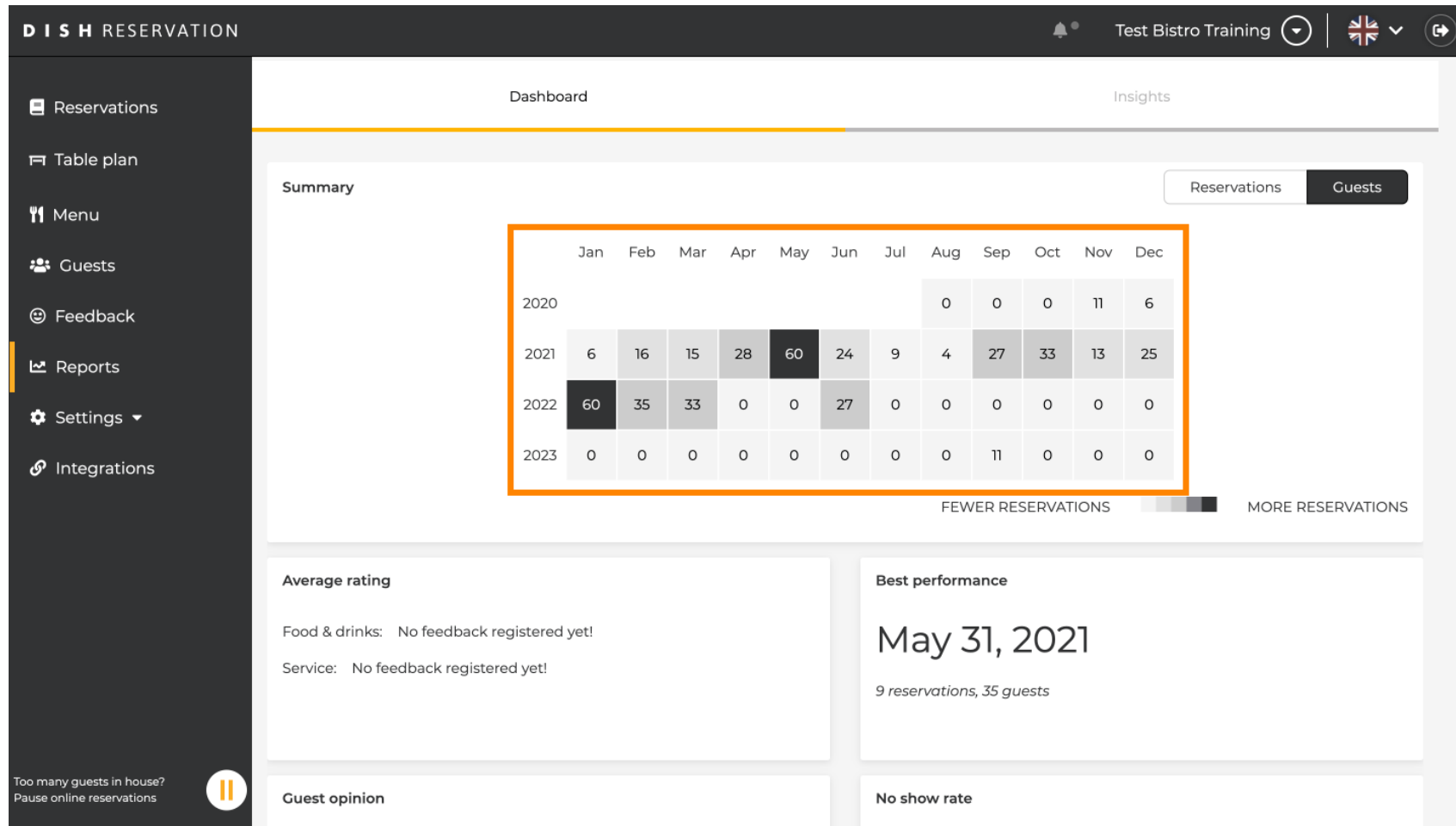
Average rating
Food & drinks: No feedback registered yet!
Service: No feedback registered yet!

Best performance
May 31, 2021
9 reservations, 35 guests

Guest opinion | **No show rate**

Too many guests in house? Pause online reservations

i **Áttekintést** fog látni arról, hogy havonta hány vendég kereste fel Önt az évek során.





Ha lefelé görget, további információkhoz juthat, mint például az átlagos értékelés, a vendégek véleménye, a legjobb teljesítmény és a meg nem jelenési arány.

Test Bistro Training

	Jan	Feb	Mar	Apr	May	Jun	Jul	Aug	Sep	Oct	Nov	Dec
2020									0	0	11	6
2021	6	16	15	28	60	24	9	4	27	33	13	25
2022	60	35	33	0	0	27	0	0	0	0	0	0
2023	0	0	0	0	0	0	0	0	11	0	0	0

FEWER RESERVATIONS MORE RESERVATIONS

Average rating

Food & drinks: No feedback registered yet!

Service: No feedback registered yet!

Best performance

May 31, 2021

9 reservations, 35 guests

Guest opinion

Value for money: No feedback registered yet!

Would recommend: No feedback registered yet!

No show rate

25% ▲

from 0% in the last month

Too many guests in house? || Pause online reservations

Ha többet szeretne megtudni magáról a foglalásról, kattintson az **Insights** elemre .

DISH RESERVATION Test Bistro Training

Dashboard Insights

Summary

Reservations Guests

	Jan	Feb	Mar	Apr	May	Jun	Jul	Aug	Sep	Oct	Nov	Dec
2020								0	0	0	11	6
2021	6	16	15	28	60	24	9	4	27	33	13	25
2022	60	35	33	0	0	27	0	0	0	0	0	0
2023	0	0	0	0	0	0	0	0	11	0	0	0

FEWER RESERVATIONS MORE RESERVATIONS

Average rating

Food & drinks: No feedback registered yet!

Service: No feedback registered yet!

Best performance

May 31, 2021

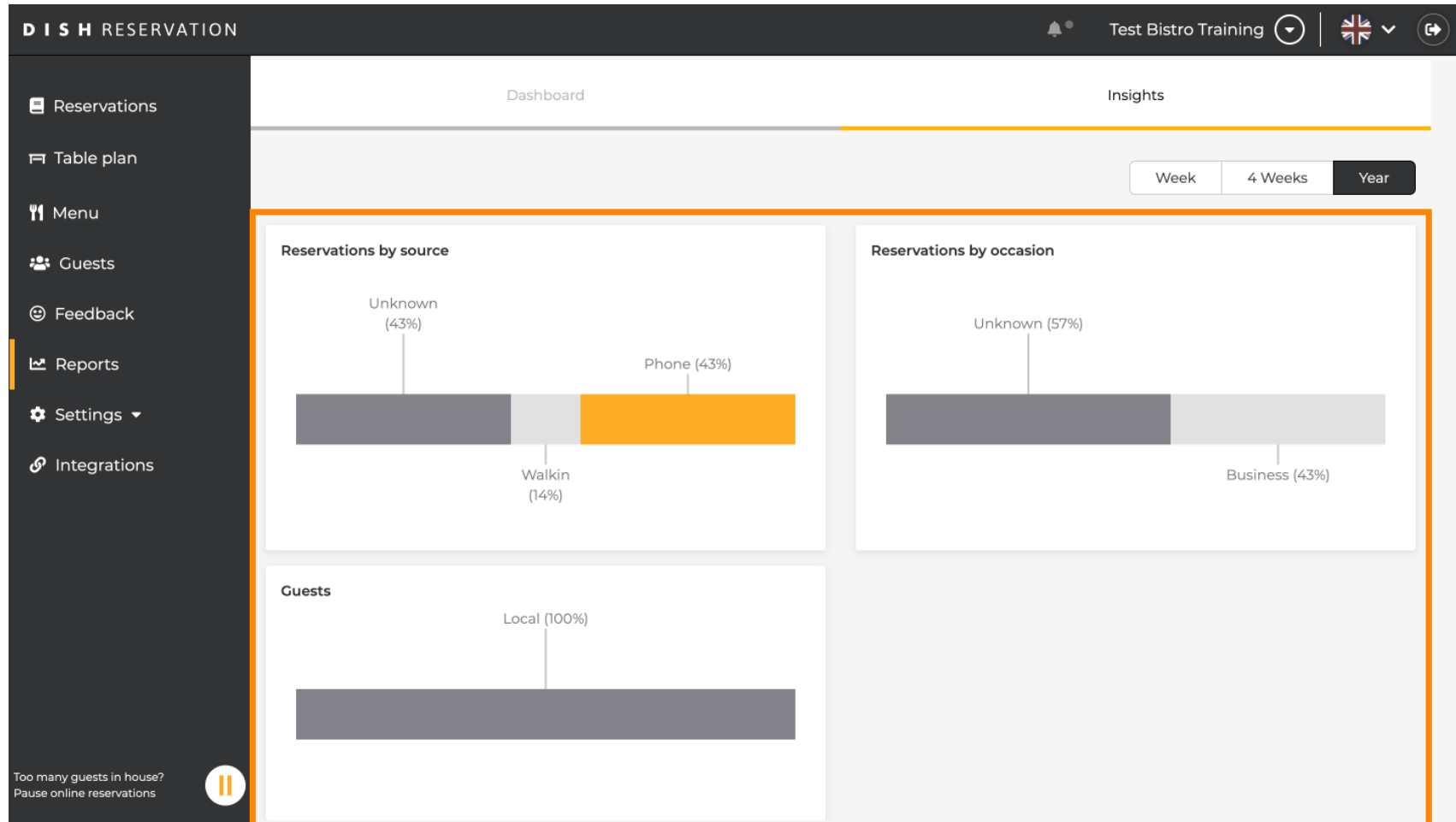
9 reservations, 35 guests

Guest opinion

No show rate

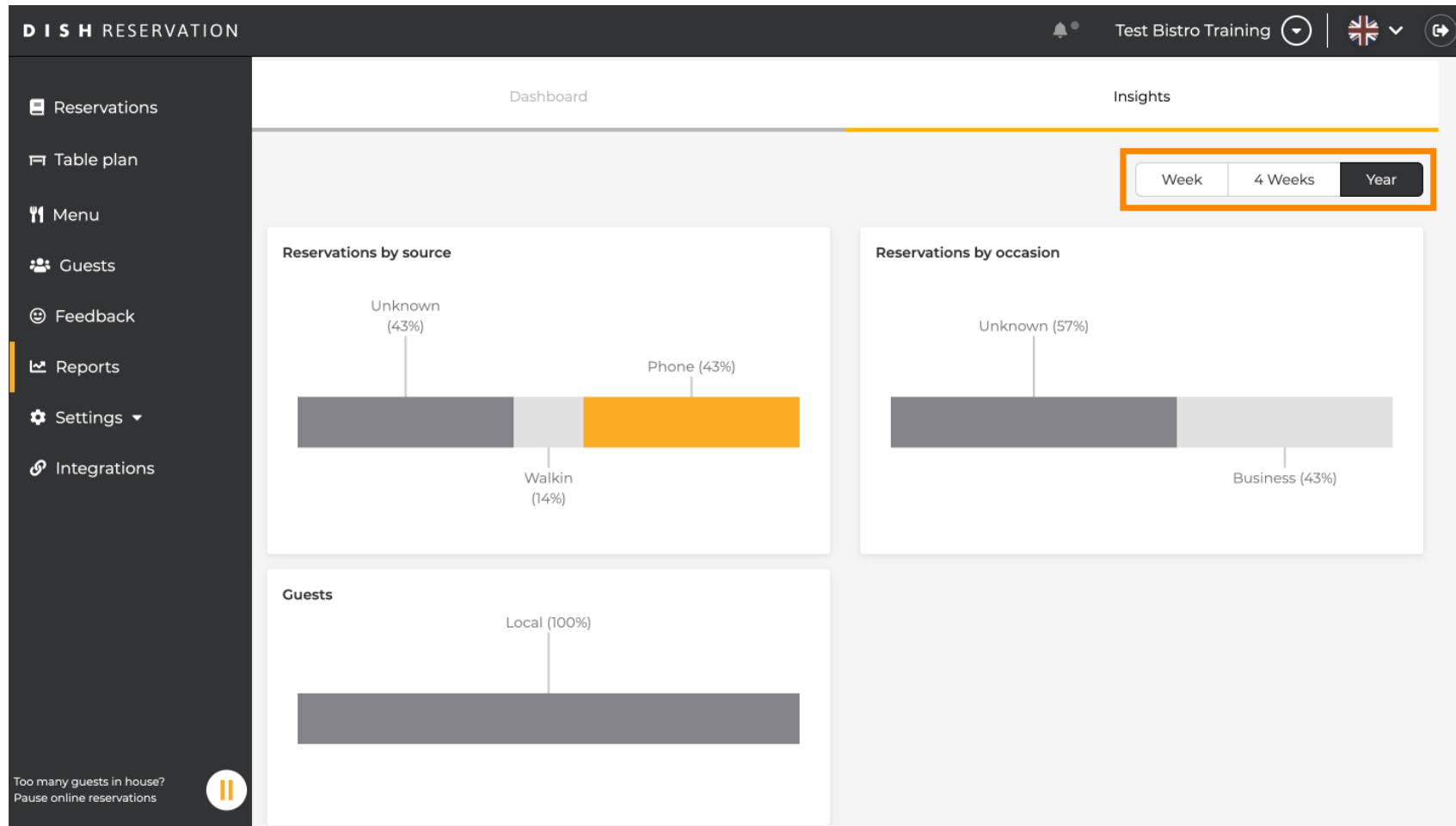
Too many guests in house? Pause online reservations

i Ezután információ jelenik meg a **foglalás forrásáról**, **az alkalomról** és **a vendégekről**.



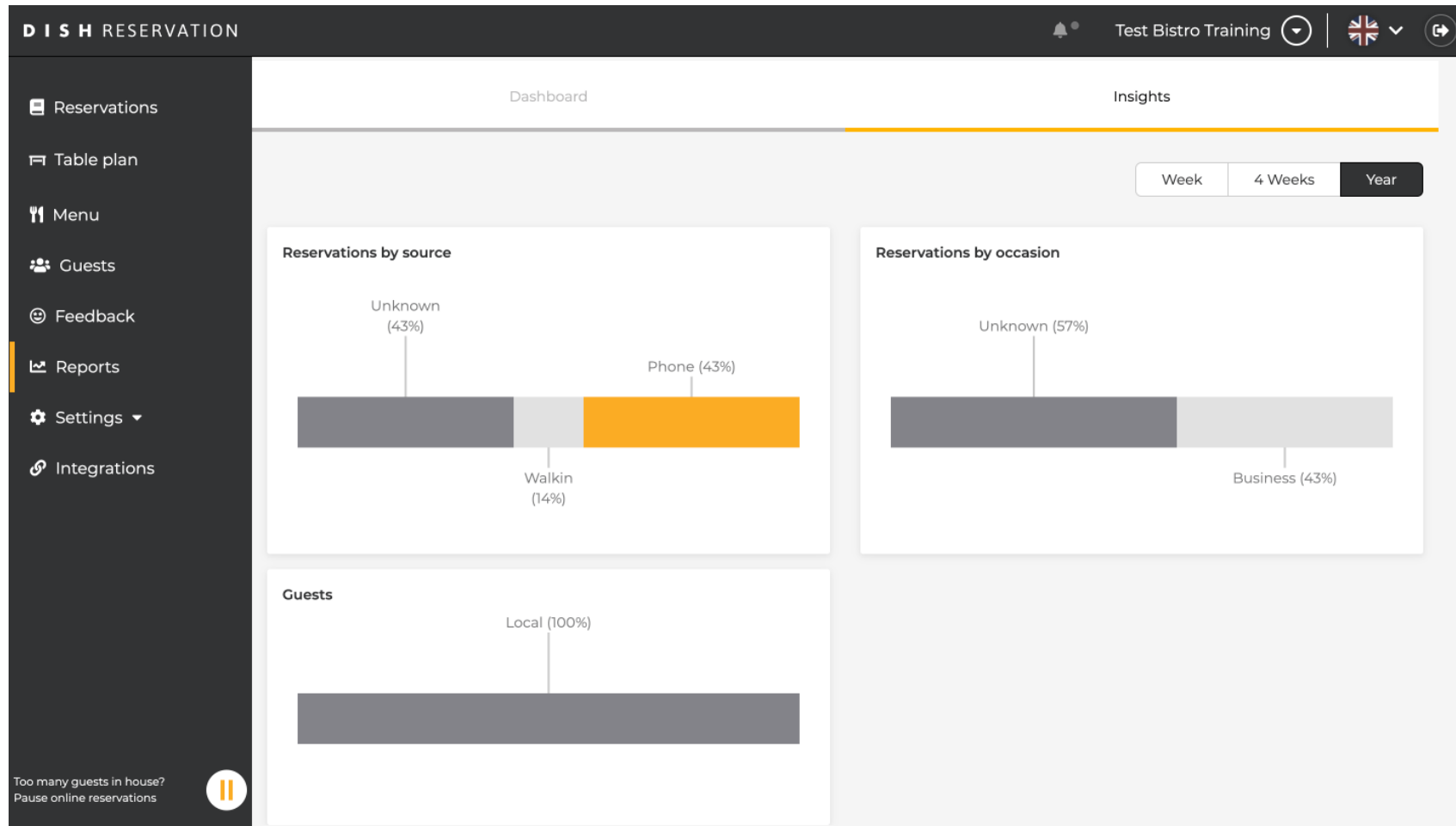


Ezek a betekintések hét, 4 hét és év szerint szegmentálhatók. Egyszerűen kattintson az **időkeretre**.





Sikeresen befejezte az oktatóprogramot. Most áttekintést kap a jelentések funkcióról.





Szkennelés az interaktív lejátszó megnyitásához