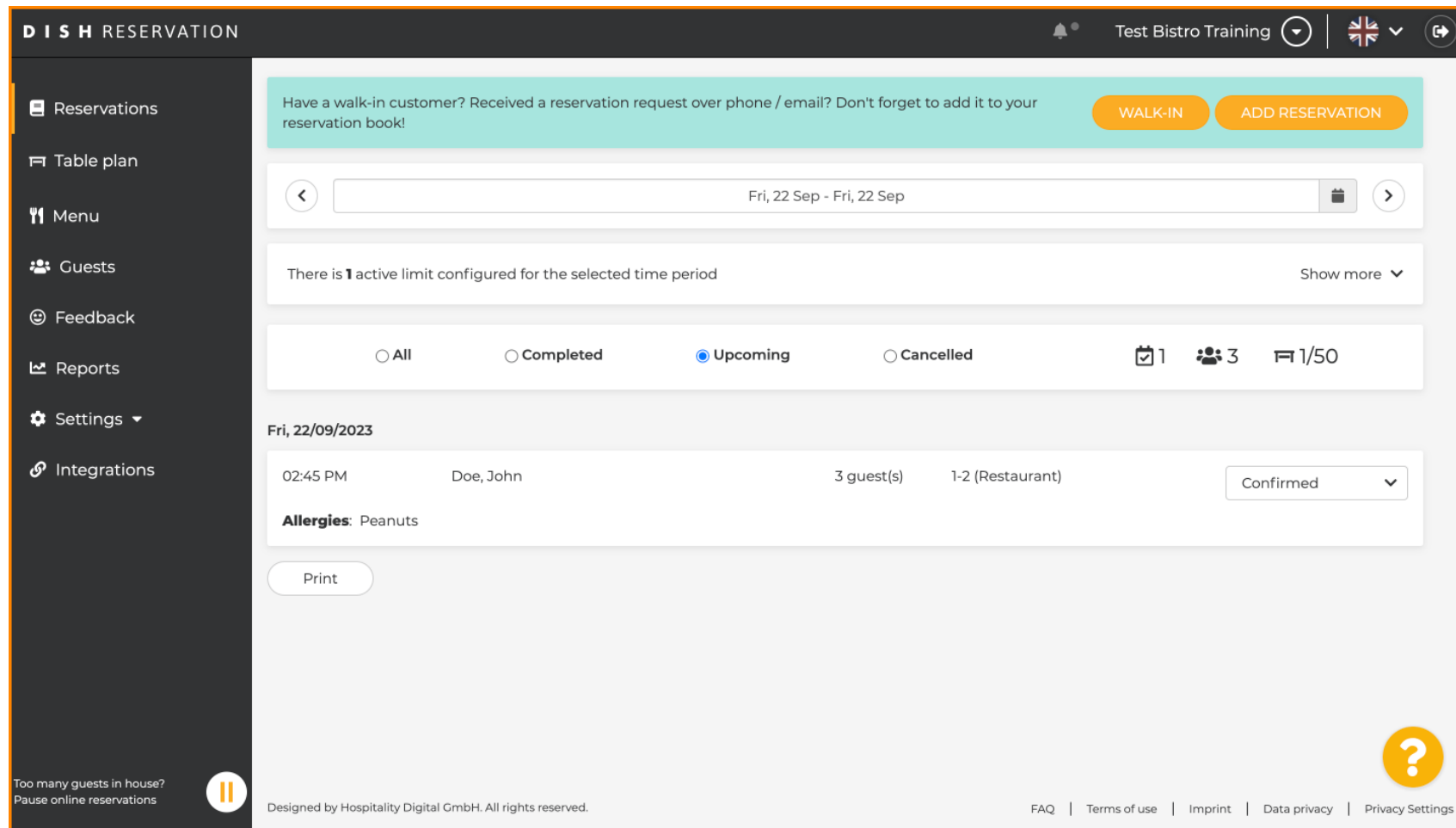


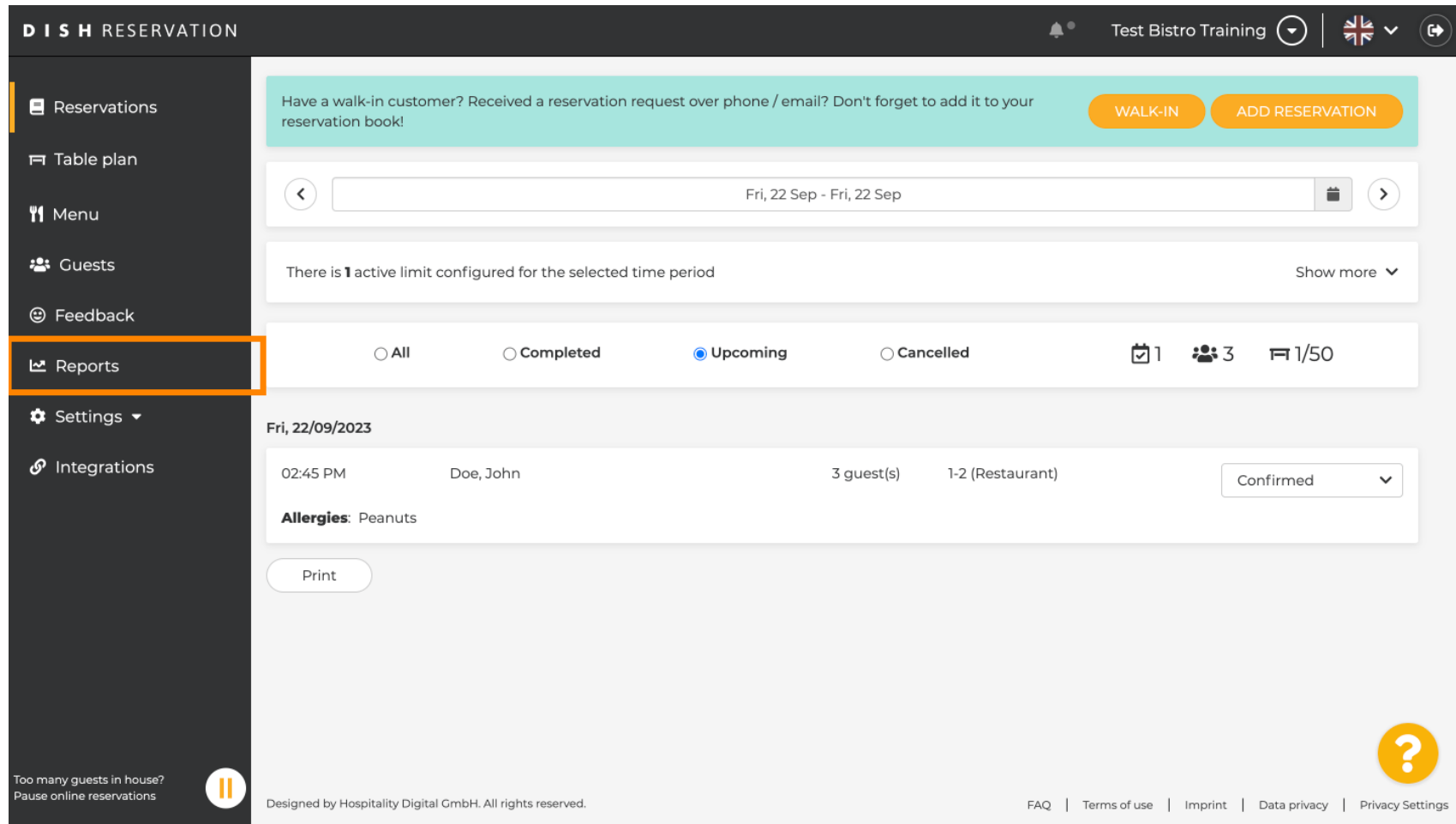


Bine ați venit la **tabloul de bord pentru rezervare DISH**. În acest tutorial, vă vom oferi o prezentare generală a funcției de rapoarte.



The screenshot shows the DISH Reservation Admin Dashboard. The top navigation bar includes the DISH logo, the user name 'Test Bistro Training', and a language selector (UK flag). The left sidebar contains navigation options: Reservations, Table plan, Menu, Guests, Feedback, Reports, Settings, and Integrations. The main content area features a teal banner with a message: 'Have a walk-in customer? Received a reservation request over phone / email? Don't forget to add it to your reservation book!' and buttons for 'WALK-IN' and 'ADD RESERVATION'. Below this is a date range selector set to 'Fri, 22 Sep - Fri, 22 Sep'. A summary bar indicates 'There is 1 active limit configured for the selected time period' with a 'Show more' dropdown. Filter tabs are available for 'All', 'Completed', 'Upcoming' (selected), and 'Cancelled'. Summary statistics show 1 calendar icon, 3 people icon, and 1/50 table icon. A reservation card for 'Fri, 22/09/2023' at '02:45 PM' for 'Doe, John' with '3 guest(s)' and '1-2 (Restaurant)' is shown, with a status of 'Confirmed' and a note for 'Allergies: Peanuts'. A 'Print' button is located below the reservation card. At the bottom, there is a 'Pause online reservations' button with a warning icon, a help icon, and footer text: 'Designed by Hospitality Digital GmbH. All rights reserved.' and links for 'FAQ', 'Terms of use', 'Imprint', 'Data privacy', and 'Privacy Settings'.

Pentru a accesa datele, faceți clic pe **Rapoarte** din meniul din stânga.



The screenshot displays the DISH RESERVATION administrative interface. On the left, a dark sidebar menu contains several options: Reservations, Table plan, Menu, Guests, Feedback, Reports (highlighted with an orange border), Settings, and Integrations. The main content area features a teal notification banner at the top with the text "Have a walk-in customer? Received a reservation request over phone / email? Don't forget to add it to your reservation book!" and two buttons: "WALK-IN" and "ADD RESERVATION". Below this is a date range selector showing "Fri, 22 Sep - Fri, 22 Sep". A summary bar indicates "There is 1 active limit configured for the selected time period" with a "Show more" dropdown. A filter bar includes radio buttons for "All", "Completed", "Upcoming" (selected), and "Cancelled", along with icons for a calendar (1), guests (3), and tables (1/50). The main reservation list shows a single entry for "Fri, 22/09/2023" at "02:45 PM" for "Doe, John", with "3 guest(s)" and "1-2 (Restaurant)". The reservation status is "Confirmed" with a dropdown arrow. An "Allergies" field lists "Peanuts". A "Print" button is located below the reservation details. At the bottom of the interface, there is a footer with a "Too many guests in house? Pause online reservations" warning, a "Designed by Hospitality Digital GmbH. All rights reserved." notice, and a row of links: "FAQ", "Terms of use", "Imprint", "Data privacy", and "Privacy Settings". A yellow question mark icon is also present in the bottom right corner.



Acum vedeți o **prezentare generală** a câte rezervări ați primit pe parcursul anilor pe lună.

DISH RESERVATION
Test Bistro Training ▼ ▼

Dashboard
Insights

- Reservations
- Table plan
- Menu
- Guests
- Feedback
- Reports
- Settings ▼
- Integrations

Reservations

Guests

	Jan	Feb	Mar	Apr	May	Jun	Jul	Aug	Sep	Oct	Nov	Dec
2020								0	0	0	3	2
2021	2	6	4	8	17	8	2	2	7	11	3	7
2022	16	11	9	0	0	7	0	0	0	0	0	0
2023	0	0	0	0	0	0	0	0	4	0	0	0

FEWER RESERVATIONSMORE RESERVATIONS

Average rating

Food & drinks: No feedback registered yet!

Service: No feedback registered yet!

Best performance

May 31, 2021

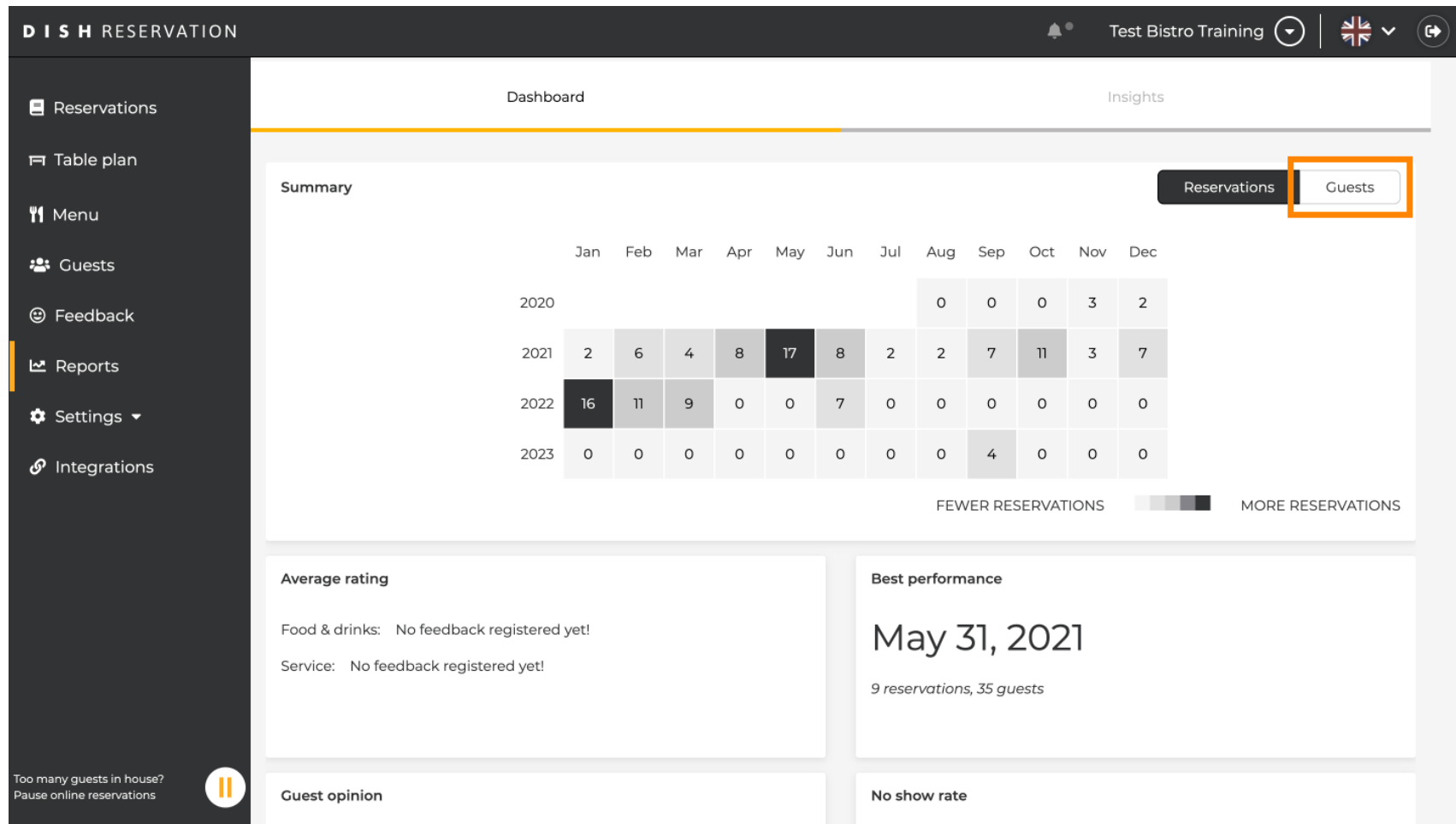
9 reservations, 35 guests

Guest opinion

No show rate

Too many guests in house? Pause online reservations

👉 Pentru a vedea o prezentare generală a câți oaspeți v-au vizitat pe parcursul anilor pe lună, faceți clic pe **Invitați**.



i Veți vedea o **prezentare generală** a câți oaspeți v-au vizitat în decursul anilor pe lună.

The screenshot shows the DISH Reservation dashboard. The main content area displays a 'Summary' section with a table of monthly reservations. The table is titled 'Summary' and has tabs for 'Reservations' and 'Guests'. The table shows data for the years 2020, 2021, 2022, and 2023, with columns for each month from Jan to Dec. The values represent the number of reservations for each month. The table is highlighted with an orange border.

	Jan	Feb	Mar	Apr	May	Jun	Jul	Aug	Sep	Oct	Nov	Dec
2020								0	0	0	11	6
2021	6	16	15	28	60	24	9	4	27	33	13	25
2022	60	35	33	0	0	27	0	0	0	0	0	0
2023	0	0	0	0	0	0	0	0	11	0	0	0

Below the table, there is a legend: 'FEWER RESERVATIONS' (light grey) and 'MORE RESERVATIONS' (dark grey).

Other dashboard elements include:

- Average rating:** Food & drinks: No feedback registered yet! Service: No feedback registered yet!
- Best performance:** May 31, 2021 (9 reservations, 35 guests)
- Guest opinion:** No show rate
- Footer:** Too many guests in house? Pause online reservations



Derulând în jos veți avea **informații suplimentare** precum evaluarea medie, opiniile oaspeților, cea mai bună performanță și rata de neapareare.

Test Bistro Training

	Jan	Feb	Mar	Apr	May	Jun	Jul	Aug	Sep	Oct	Nov	Dec
2020									0	0	11	6
2021	6	16	15	28	60	24	9	4	27	33	13	25
2022	60	35	33	0	0	27	0	0	0	0	0	0
2023	0	0	0	0	0	0	0	0	11	0	0	0

FEWER RESERVATIONS MORE RESERVATIONS

Average rating

Food & drinks: No feedback registered yet!

Service: No feedback registered yet!

Best performance

May 31, 2021

9 reservations, 35 guests

Guest opinion

Value for money: No feedback registered yet!

Would recommend: No feedback registered yet!

No show rate

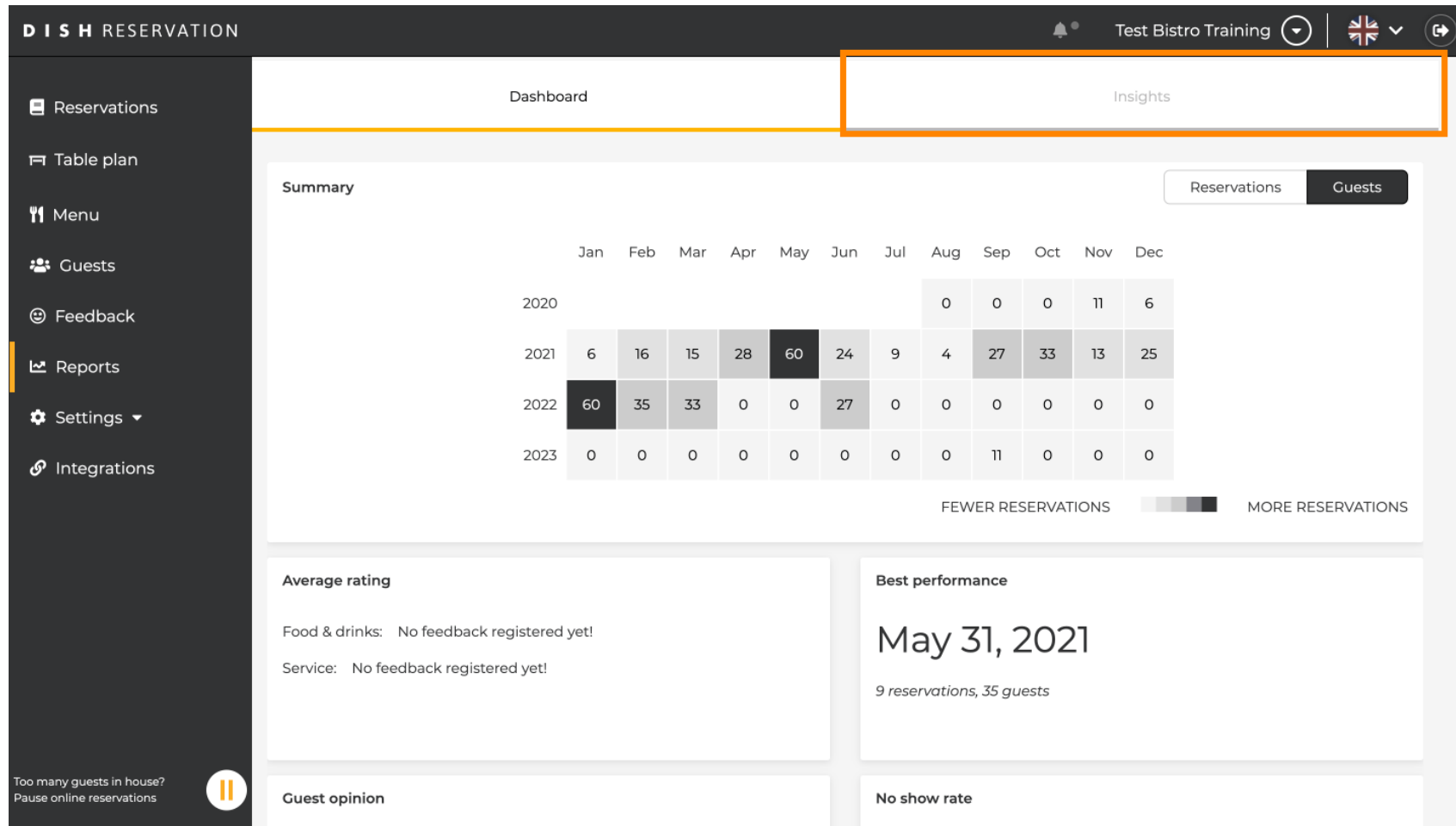
25% ▲

from 0% in the last month

Pause online reservations



Pentru a obține mai multe informații despre rezervările în sine, faceți clic pe **Perspective**.



DISH RESERVATION | Test Bistro Training | [Language: UK]

Dashboard | **Insights**

Summary | Reservations | **Guests**

	Jan	Feb	Mar	Apr	May	Jun	Jul	Aug	Sep	Oct	Nov	Dec
2020								0	0	0	11	6
2021	6	16	15	28	60	24	9	4	27	33	13	25
2022	60	35	33	0	0	27	0	0	0	0	0	0
2023	0	0	0	0	0	0	0	0	11	0	0	0

FEWER RESERVATIONS | [Color Scale] | MORE RESERVATIONS

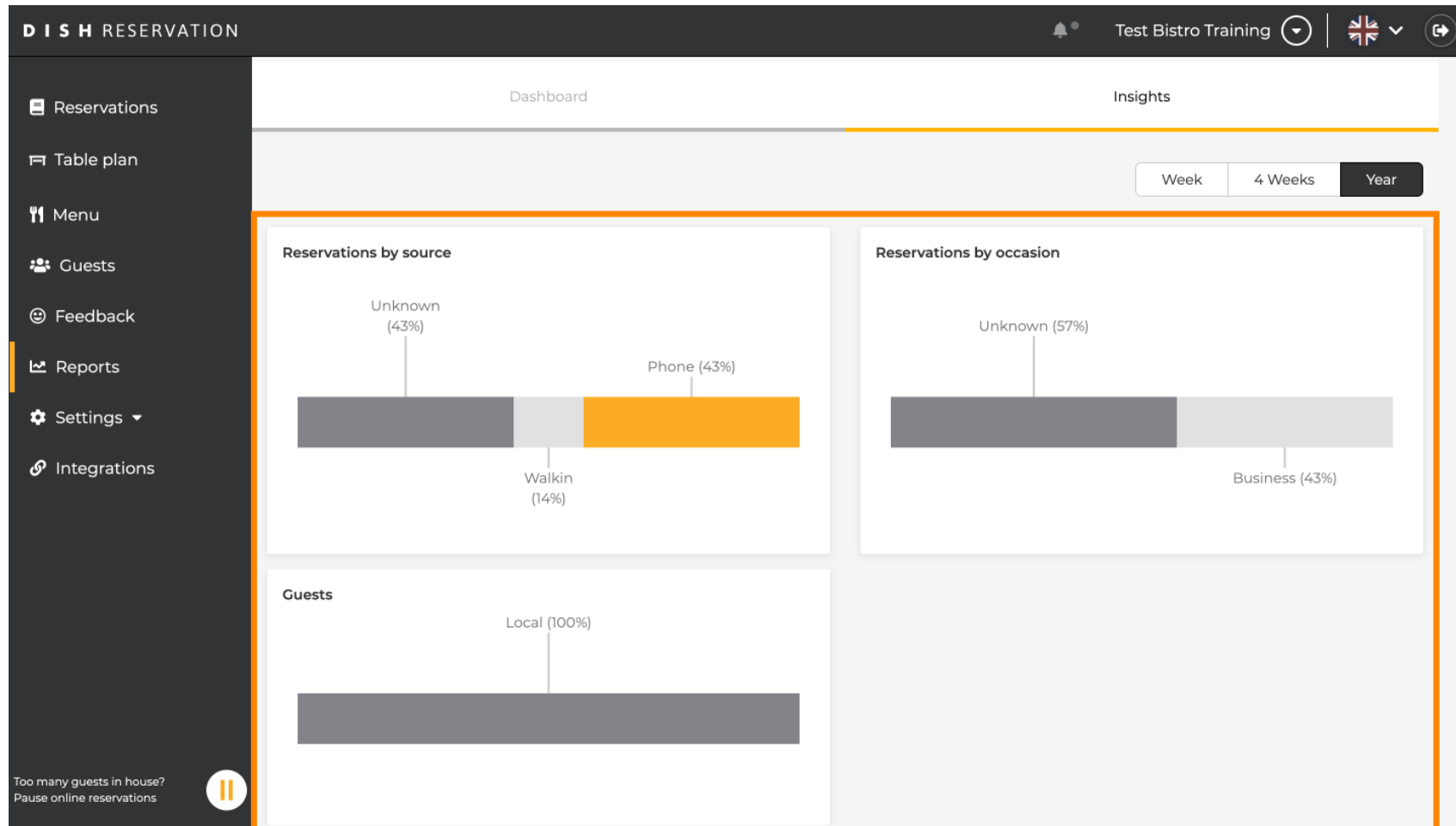
Average rating
 Food & drinks: No feedback registered yet!
 Service: No feedback registered yet!

Best performance
May 31, 2021
 9 reservations, 35 guests

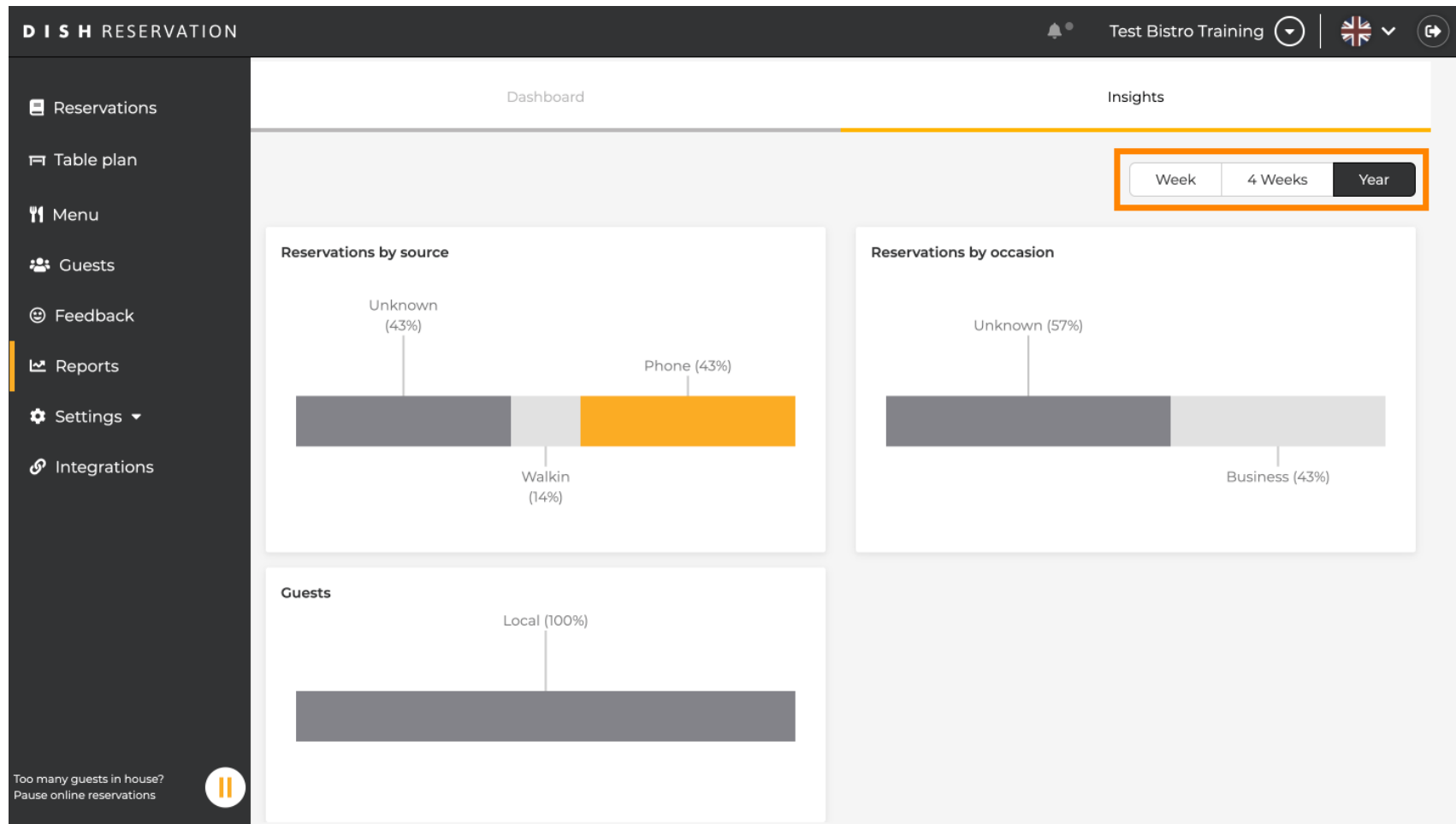
Guest opinion | **No show rate**

Too many guests in house? Pause online reservations [Pause Icon]

i Veți avea apoi afișate informații despre **sursa rezervării**, **ocazie** și **oaspeți**.

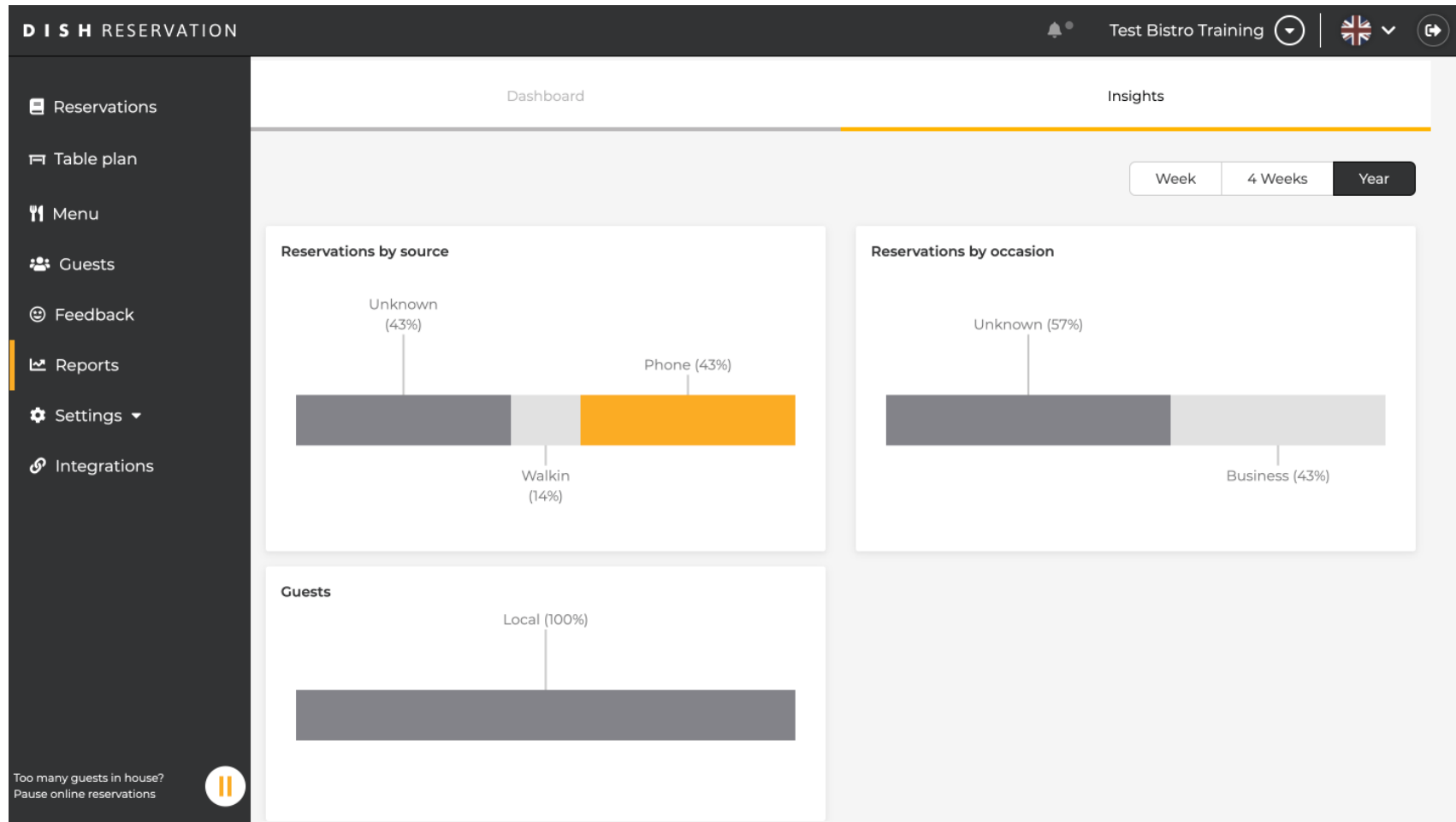


Aceste perspective pot fi segmentate pe săptămână, 4 săptămâni și an. Pur și simplu selectați **intervalul de timp** făcând clic.





Ați finalizat cu succes tutorialul. Acum aveți o privire de ansamblu asupra funcției de rapoarte.





Scanați pentru a accesa playerul interactiv