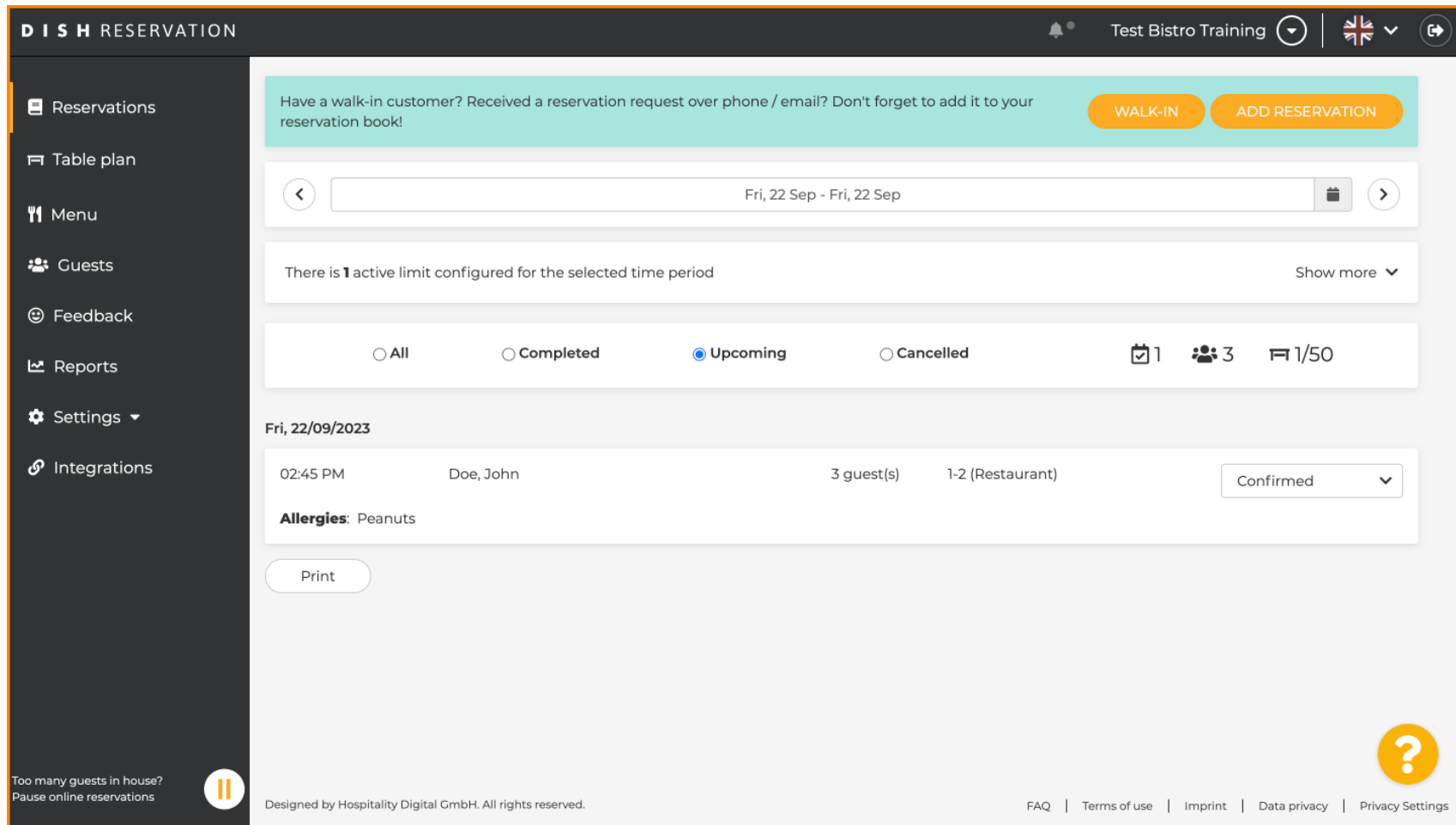




Vitajte na **hlavnom paneli rezervácie DISH**. V tomto návode vám poskytneme prehľad o funkcií prehľadov.



The screenshot displays the DISH Reservation Admin Panel interface. At the top, the header includes the DISH logo, the text "DISH RESERVATION", and user information "Test Bistro Training" with a dropdown menu, a flag icon, and a refresh icon. A teal banner at the top right contains the text "Have a walk-in customer? Received a reservation request over phone / email? Don't forget to add it to your reservation book!" and two buttons: "WALK-IN" and "ADD RESERVATION". Below this is a date range selector showing "Fri, 22 Sep - Fri, 22 Sep". A message states "There is 1 active limit configured for the selected time period" with a "Show more" dropdown. A filter bar shows "All", "Completed", "Upcoming" (selected), and "Cancelled" options, along with summary icons for 1 calendar, 3 people, and 1/50 tables. A reservation card for "Fri, 22/09/2023" at "02:45 PM" for "Doe, John" with "3 guest(s)" and "1-2 (Restaurant)" is shown, with a "Confirmed" status dropdown and an "Allergies: Peanuts" field. A "Print" button is located below the card. At the bottom left, a notification says "Too many guests in house? Pause online reservations" with a pause icon. The footer contains "Designed by Hospitality Digital GmbH. All rights reserved.", a help icon, and links for "FAQ", "Terms of use", "Imprint", "Data privacy", and "Privacy Settings".



Ak chcete získať prístup k údajom, kliknite na **položku Prehľady** v ponuke vľavo.

The screenshot shows the 'Reports' section of the DISH Reservation Admin Panel. The left sidebar contains navigation items: Reservations, Table plan, Menu, Guests, Feedback, Reports (highlighted with an orange box), Settings, and Integrations. The main content area features a teal banner with a message: 'Have a walk-in customer? Received a reservation request over phone / email? Don't forget to add it to your reservation book!' with 'WALK-IN' and 'ADD RESERVATION' buttons. Below this is a date range selector for 'Fri, 22 Sep - Fri, 22 Sep'. A summary bar indicates 'There is 1 active limit configured for the selected time period' with a 'Show more' dropdown. Filter options include 'All', 'Completed', 'Upcoming' (selected), and 'Cancelled'. Summary statistics show 1 calendar icon, 3 people icon, and 1/50 table icon. A reservation entry for 'Fri, 22/09/2023' at 02:45 PM for 'Doe, John' (3 guests, 1-2 Restaurant) is shown with a 'Confirmed' status and 'Allergies: Peanuts'. A 'Print' button is located below the entry. The footer includes a 'Too many guests in house? Pause online reservations' warning, a help icon, and copyright information: '© 2020 - 2024 DISH Digital Solutions GmbH'. Additional links for FAQ, Terms of use, Imprint, Data privacy, and Privacy Settings are also present.



Teraz vidíte **prehľad** o tom, koľko rezervácií ste dostali v priebehu rokov za mesiac.

DISH RESERVATION
Test Bistro Training ▼ ▼

Dashboard
Insights

- Reservations
- Table plan
- Menu
- Guests
- Feedback
- Reports
- Settings ▼
- Integrations

Reservations

Guests

	Jan	Feb	Mar	Apr	May	Jun	Jul	Aug	Sep	Oct	Nov	Dec
2020								0	0	0	3	2
2021	2	6	4	8	17	8	2	2	7	11	3	7
2022	16	11	9	0	0	7	0	0	0	0	0	0
2023	0	0	0	0	0	0	0	0	4	0	0	0

FEWER RESERVATIONSMORE RESERVATIONS

Average rating

Food & drinks: No feedback registered yet!

Service: No feedback registered yet!

Best performance

May 31, 2021

9 reservations, 35 guests

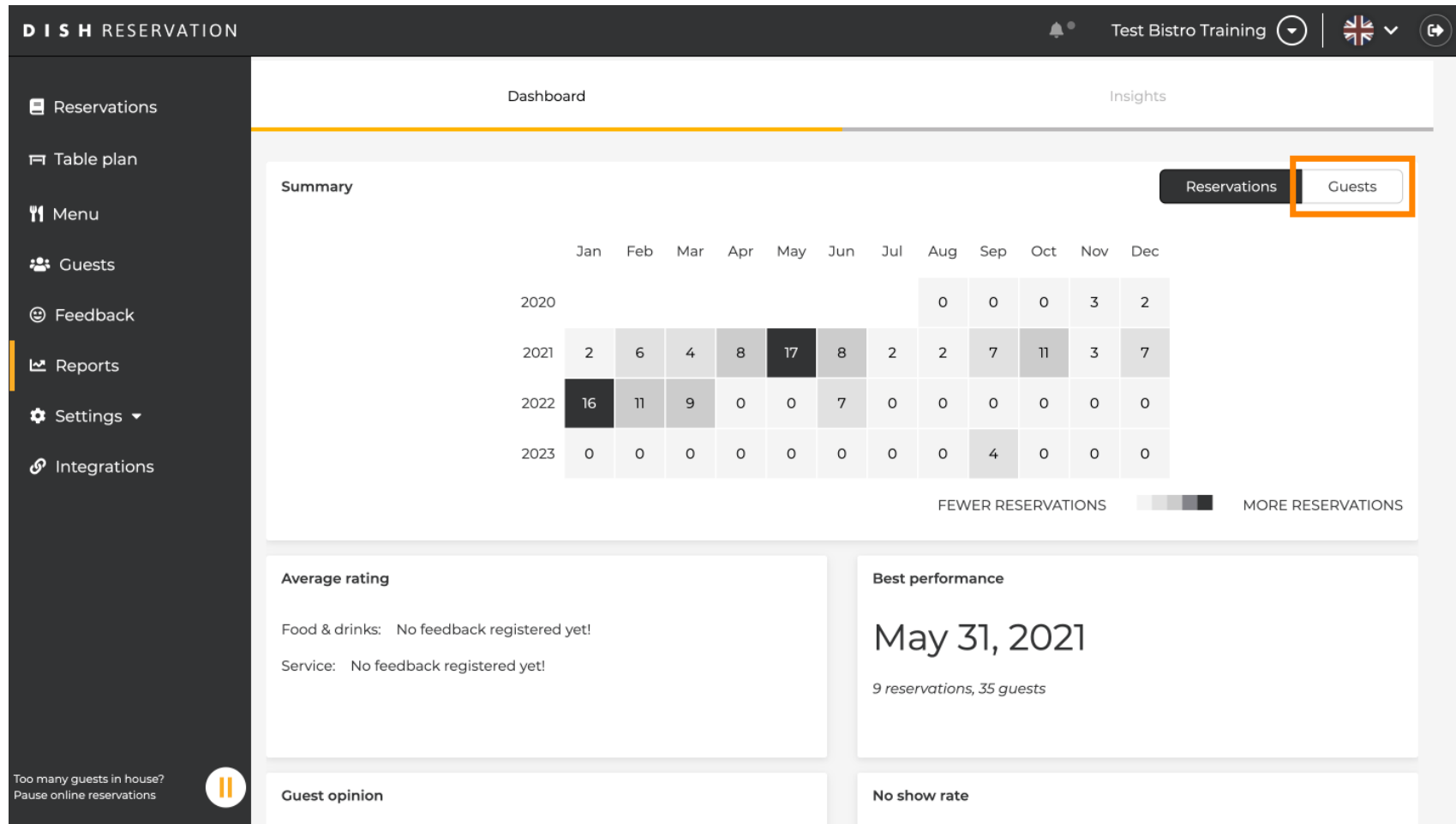
Guest opinion

No show rate

Too many guests in house? Pause online reservations



Ak chcete vidieť prehľad, koľko hostí vás v priebehu rokov za mesiac navštívilo, kliknite na **Hostia**.



DISH RESERVATION | Test Bistro Training

Dashboard | Insights

Summary

Reservations | **Guests**

	Jan	Feb	Mar	Apr	May	Jun	Jul	Aug	Sep	Oct	Nov	Dec
2020								0	0	0	3	2
2021	2	6	4	8	17	8	2	2	7	11	3	7
2022	16	11	9	0	0	7	0	0	0	0	0	0
2023	0	0	0	0	0	0	0	0	4	0	0	0

FEWER RESERVATIONS | MORE RESERVATIONS

Average rating
 Food & drinks: No feedback registered yet!
 Service: No feedback registered yet!

Best performance
May 31, 2021
 9 reservations, 35 guests

Guest opinion | **No show rate**

Too many guests in house? Pause online reservations

Uvidíte **prehľad** , koľko hostí vás v priebehu rokov mesačne navštívilo.

The screenshot shows the 'DISH RESERVATION' admin interface. The main content area displays a 'Summary' section with a 'Guests' filter. A table shows monthly reservation counts for the years 2020, 2021, 2022, and 2023. The table is highlighted with an orange border. Below the table is a legend for 'FEWER RESERVATIONS' and 'MORE RESERVATIONS'. Other dashboard widgets include 'Average rating', 'Best performance' (highlighting May 31, 2021), and 'Guest opinion'.

	Jan	Feb	Mar	Apr	May	Jun	Jul	Aug	Sep	Oct	Nov	Dec
2020								0	0	0	11	6
2021	6	16	15	28	60	24	9	4	27	33	13	25
2022	60	35	33	0	0	27	0	0	0	0	0	0
2023	0	0	0	0	0	0	0	0	11	0	0	0



Posúvaním nadol získate **d'alšie informácie**, ako je priemerné hodnotenie, názory hostí, najlepší výkon a miera nezobrazenia.

Test Bistro Training ▼ ▼

	Jan	Feb	Mar	Apr	May	Jun	Jul	Aug	Sep	Oct	Nov	Dec
2020									0	0	11	6
2021	6	16	15	28	60	24	9	4	27	33	13	25
2022	60	35	33	0	0	27	0	0	0	0	0	0
2023	0	0	0	0	0	0	0	0	11	0	0	0

FEWER RESERVATIONS

MORE RESERVATIONS

Average rating

Food & drinks: No feedback registered yet!

Service: No feedback registered yet!

Best performance

May 31, 2021

9 reservations, 35 guests

Guest opinion

Value for money: No feedback registered yet!

Would recommend: No feedback registered yet!

No show rate

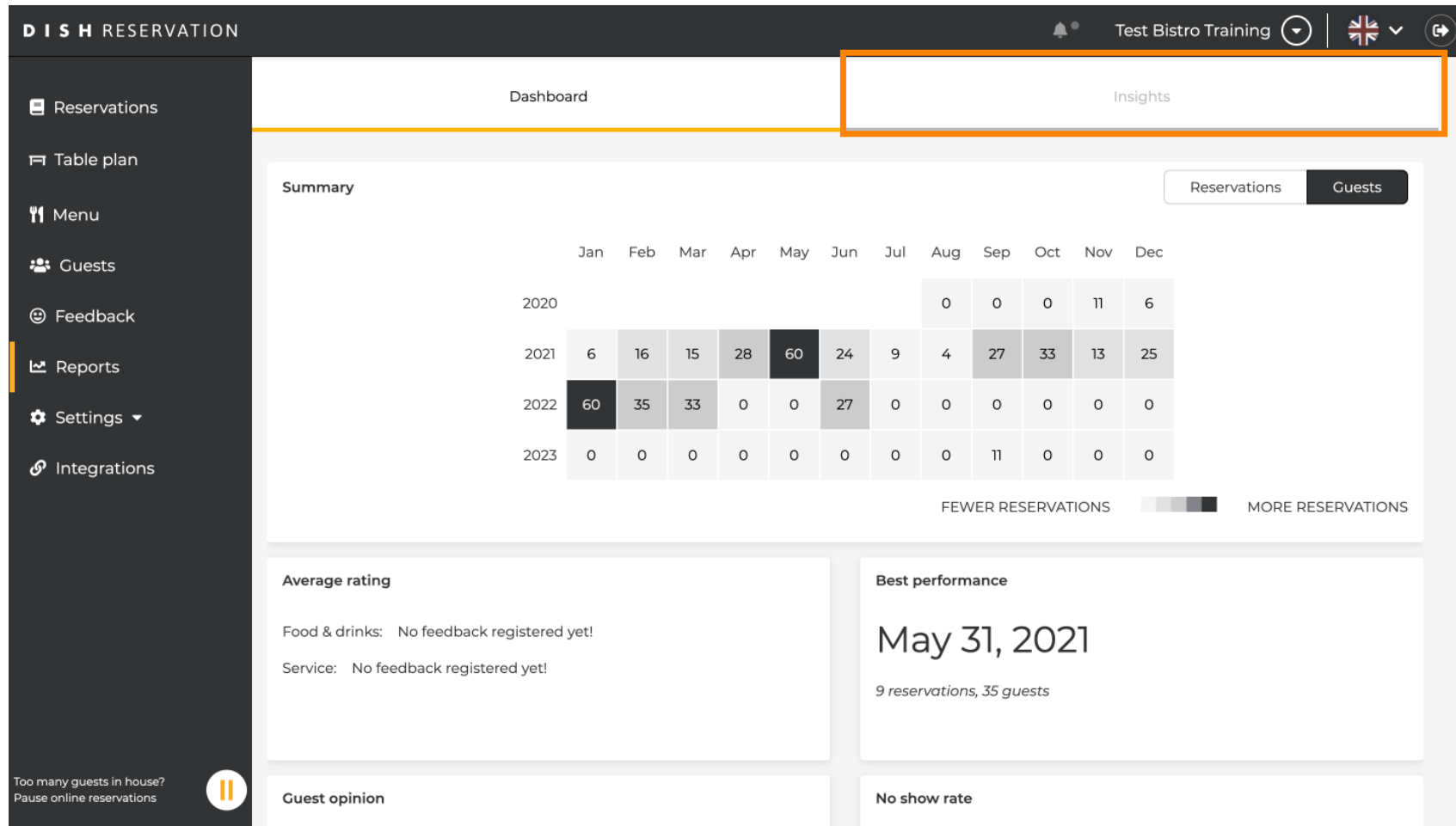
25% ▲



from 0% in the last month

Too many guests in house? Pause online reservations



Ak chcete získať viac informácií o samotných rezerváciách, kliknite na **Insights**.




DISH RESERVATION | Test Bistro Training |  

Dashboard | **Insights**

Summary | Reservations | **Guests**


	Jan	Feb	Mar	Apr	May	Jun	Jul	Aug	Sep	Oct	Nov	Dec
2020								0	0	0	11	6
2021	6	16	15	28	60	24	9	4	27	33	13	25
2022	60	35	33	0	0	27	0	0	0	0	0	0
2023	0	0	0	0	0	0	0	0	11	0	0	0

FEWER RESERVATIONS |  | MORE RESERVATIONS

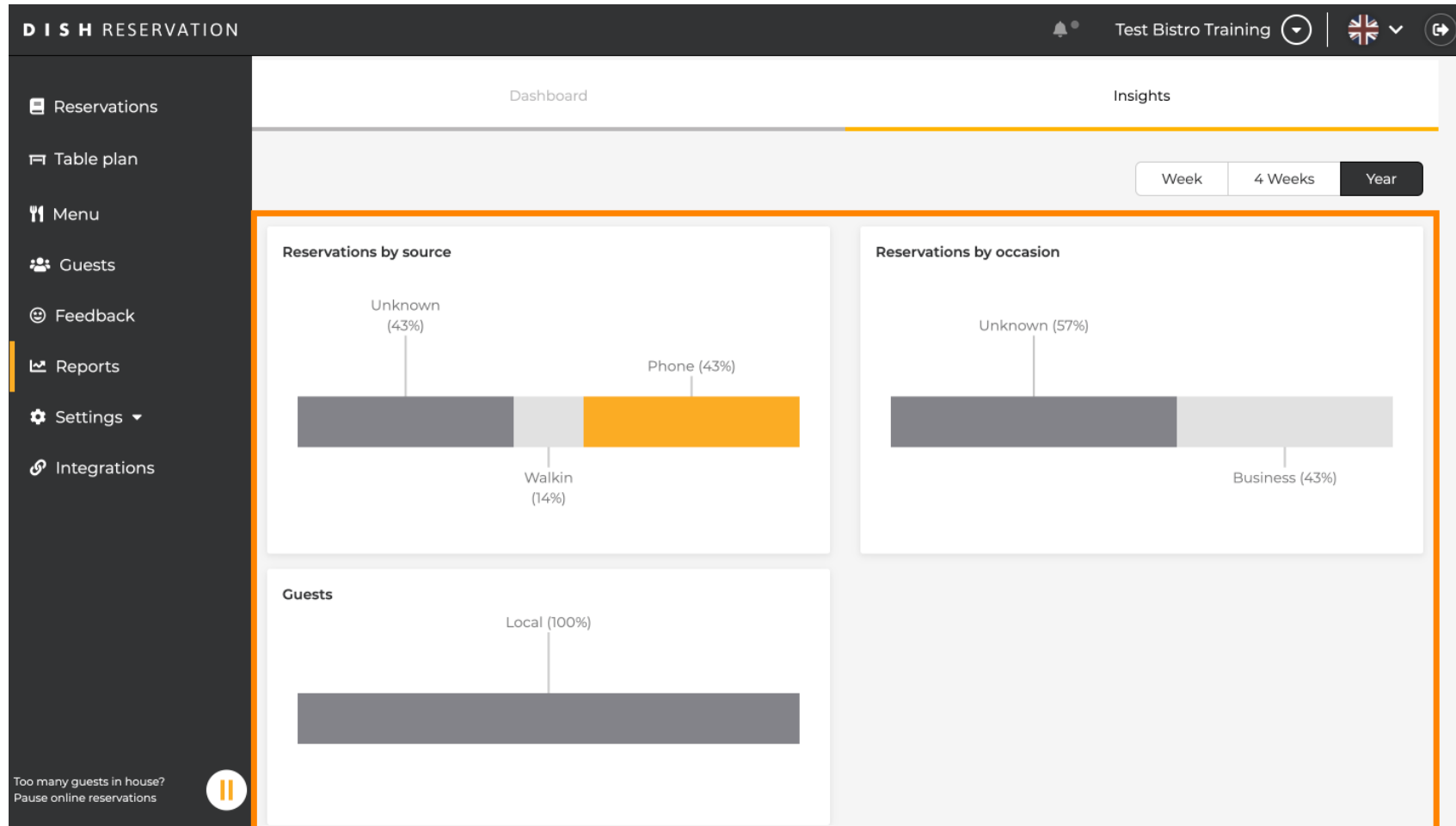
Average rating
 Food & drinks: No feedback registered yet!
 Service: No feedback registered yet!

Best performance
May 31, 2021
 9 reservations, 35 guests

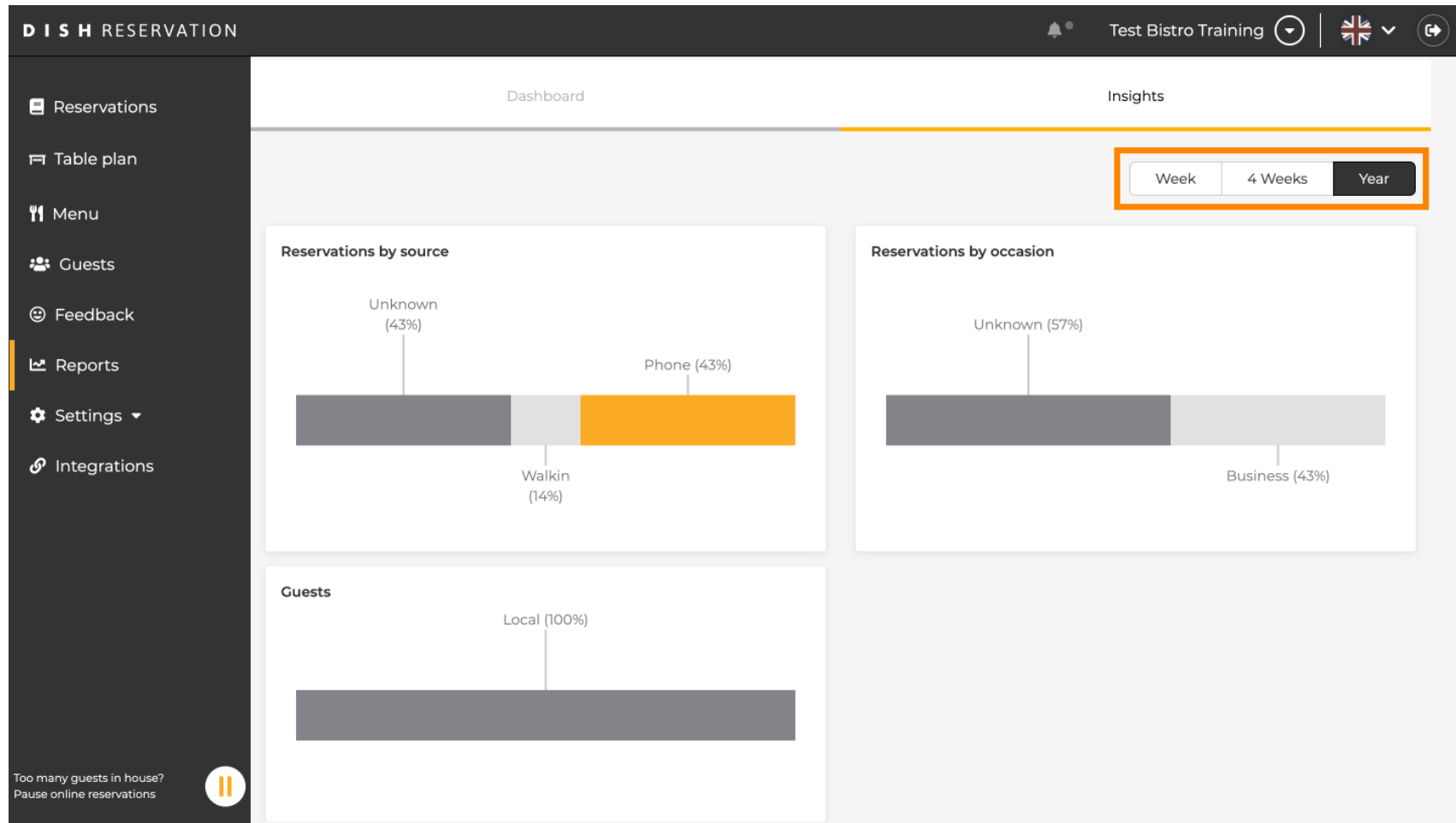
Guest opinion | **No show rate**

Too many guests in house?  Pause online reservations

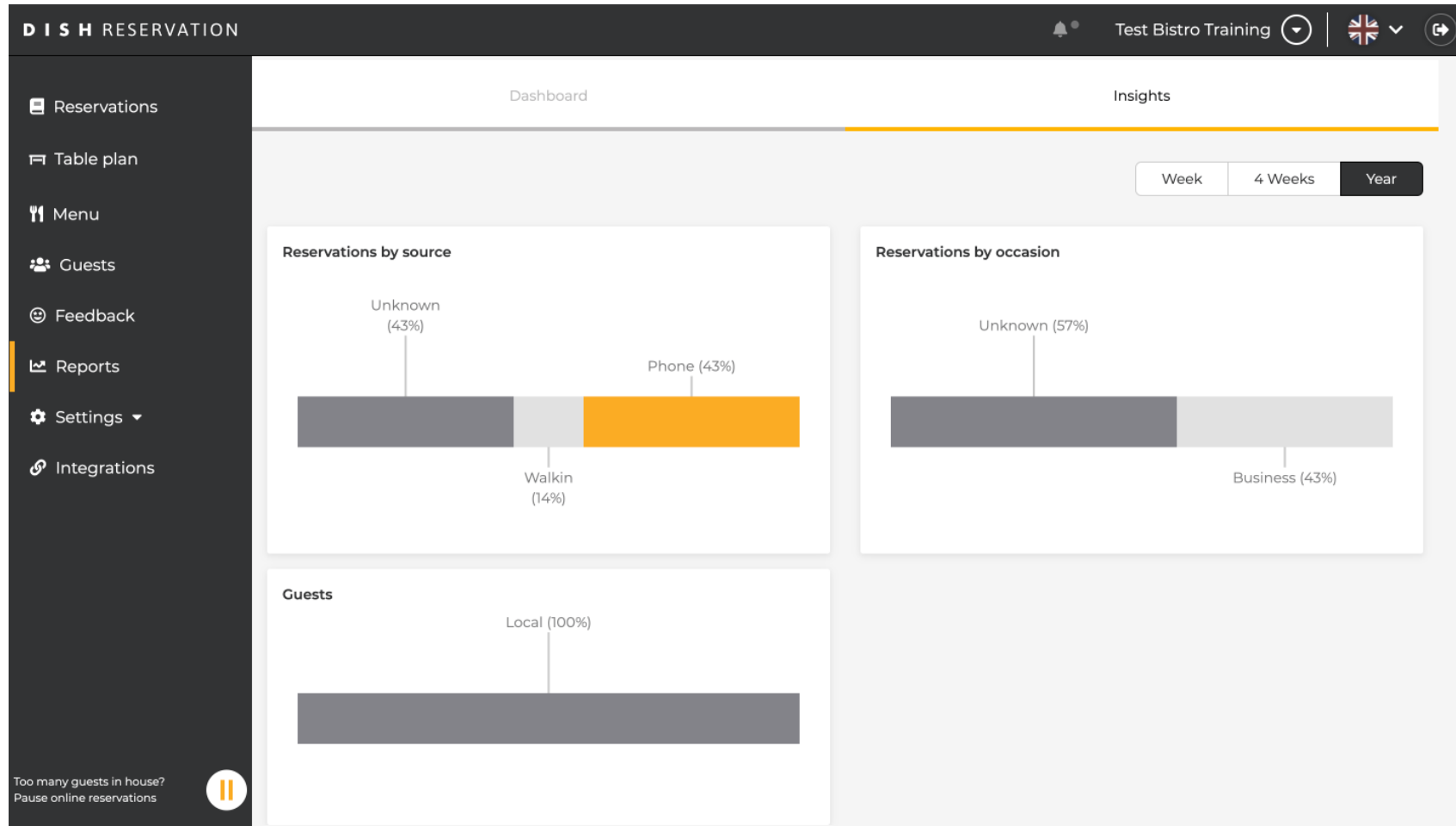
i Potom sa vám zobrazia informácie o **zdroji rezervácie** , **príležitosti** a **hostoch** .



- Tieto štatistiky je možné segmentovať podľa týždňov, 4 týždňov a rokov. Jednoducho si kliknutím vyberte **časový rámec**.



 Úspešne ste dokončili tutoriál. Teraz máte prehľad o funkcii prehľadov.





Skenovaním prejdite do interaktívneho prehrávača