



Bienvenue sur le tableau de bord de **DISH Reservation**. Dans ce tutoriel, nous vous montrons comment gérer les paramètres de votre compte.

DISH RESERVATION Test Bistro Training

Have a walk-in customer? Received a reservation request over phone / email? Don't forget to add it to your reservation book! **WALK-IN** **ADD RESERVATION**

Thu, 28 Sep - Thu, 28 Sep

There is **1** active limit configured for the selected time period **Show more**

All Completed Upcoming Cancelled **0** **0** **0/37**

No reservations available

Print

Too many guests in house? Pause online reservations

Designed by Hospitality Digital GmbH. All rights reserved. **?**

FAQ | Terms of use | Imprint | Data privacy | Privacy Settings

Tout d'abord, allez dans **Paramètres** dans le menu à gauche.

The screenshot displays the DISH RESERVATION administration dashboard. On the left, a dark sidebar menu contains several options: Reservations, Table plan, Menu, Guests, Feedback, Reports, **Settings** (highlighted with an orange border), and Integrations. The main content area features a teal banner with a message: "Have a walk-in customer? Received a reservation request over phone / email? Don't forget to add it to your reservation book!" and two orange buttons: "WALK-IN" and "ADD RESERVATION". Below the banner is a date range selector showing "Thu, 28 Sep - Thu, 28 Sep". A white box contains the text "There is 1 active limit configured for the selected time period" with a "Show more" dropdown. Further down, there are radio buttons for "All", "Completed", "Upcoming" (selected), and "Cancelled", along with icons for a calendar (0), people (0), and a table (0/37). The main content area is mostly empty, showing a large grey circle with a person looking through binoculars and the text "No reservations available". At the bottom left, there is a "Print" button and a notification: "Too many guests in house? Pause online reservations" with a pause icon. At the bottom right, there is a help icon (question mark) and a footer with links for "FAQ", "Terms of use", "Imprint", "Data privacy", and "Privacy Settings".



Et puis sélectionnez **Compte**.

DISH RESERVATION Test Bistro Training

Have a walk-in customer? Received a reservation request over phone / email? Don't forget to add it to your reservation book! **WALK-IN** **ADD RESERVATION**

Thu, 28 Sep - Thu, 28 Sep

There is 1 active limit configured for the selected time period [Show more](#)

All Completed Upcoming Cancelled 0 0 0/37

No reservations available

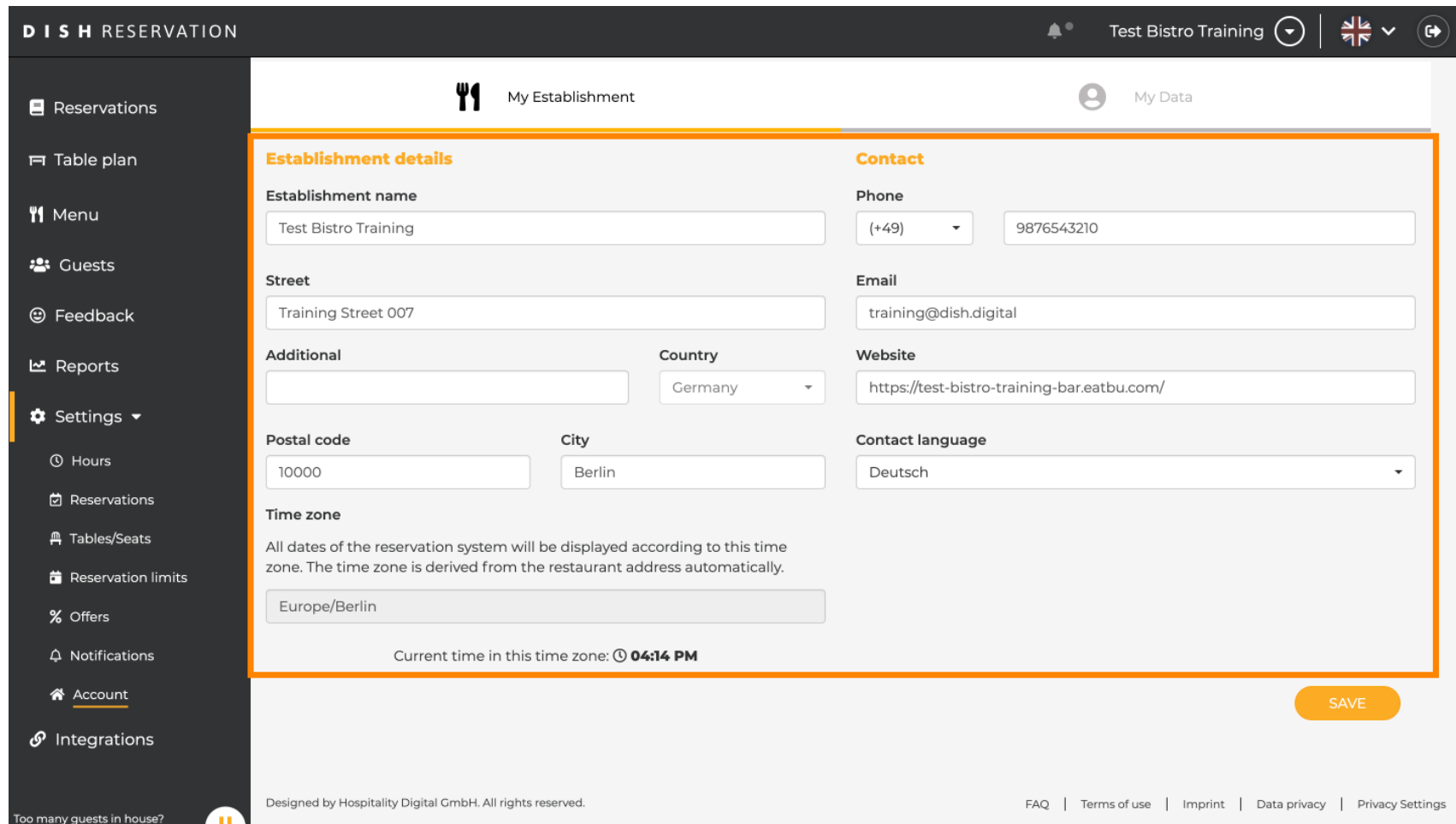
Account



Print

Designed by Hospitality Digital GmbH. All rights reserved. [FAQ](#) | [Terms of use](#) | [Imprint](#) | [Data privacy](#) | [Privacy Settings](#)



Ensuite, sous **Mon établissement**, vous pouvez modifier les détails de l'établissement et les informations de contact.



DISH RESERVATION | Test Bistro Training |  | 

My Establishment | **My Data**

Establishment details

Establishment name

Street

Additional
Country

Postal code **City**

Time zone

 All dates of the reservation system will be displayed according to this time zone. The time zone is derived from the restaurant address automatically.

Current time in this time zone: 🕒 **04:14 PM**

Contact

Phone


Email

Website

Contact language

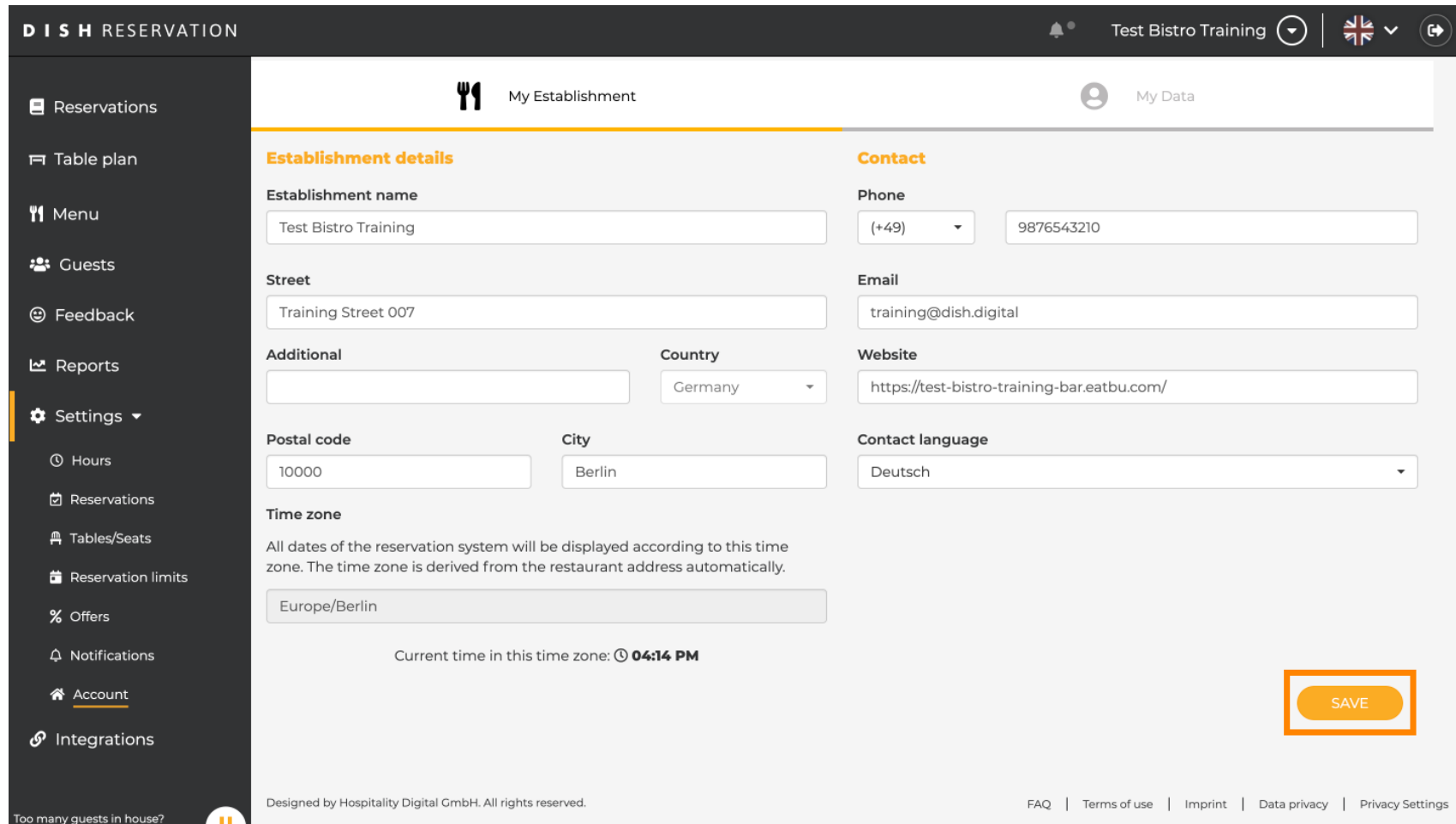
SAVE

Designed by Hospitality Digital GmbH. All rights reserved. | [FAQ](#) | [Terms of use](#) | [Imprint](#) | [Data privacy](#) | [Privacy Settings](#)

Too many guests in house? 



Une fois que vous les avez modifiés, appliquez les modifications en cliquant sur **ENREGISTRER**.



DISH RESERVATION Test Bistro Training

My Establishment My Data

Establishment details

Establishment name
Test Bistro Training

Street
Training Street 007

Additional **Country**
Germany

Postal code **City**
10000 Berlin

Time zone
All dates of the reservation system will be displayed according to this time zone. The time zone is derived from the restaurant address automatically.
Europe/Berlin

Current time in this time zone: 04:14 PM

Contact

Phone
(+49) 9876543210

Email
training@dish.digital

Website
https://test-bistro-training-bar.eatbu.com/

Contact language
Deutsch

SAVE

Too many guests in house?

Designed by Hospitality Digital GmbH. All rights reserved. [FAQ](#) | [Terms of use](#) | [Imprint](#) | [Data privacy](#) | [Privacy Settings](#)

👉 Pour gérer vos informations personnelles, cliquez sur **Mes données**.

The screenshot shows the 'My Establishment' administration page. The top navigation bar includes 'My Establishment' and 'My Data', with 'My Data' highlighted by an orange box. The left sidebar contains various menu items, with 'Settings' expanded to show 'Hours', 'Reservations', 'Tables/Seats', 'Reservation limits', 'Offers', 'Notifications', 'Account', and 'Integrations'. The main content area is divided into 'Establishment details' and 'Contact' sections. The 'Establishment details' section includes fields for 'Establishment name' (Test Bistro Training), 'Street' (Training Street 007), 'Additional', 'Country' (Germany), 'Postal code' (10000), and 'City' (Berlin). The 'Contact' section includes fields for 'Phone' (+49 9876543210), 'Email' (training@dish.digital), 'Website' (https://test-bistro-training-bar.eatbu.com/), and 'Contact language' (Deutsch). A 'SAVE' button is located at the bottom right. The footer contains the text 'Designed by Hospitality Digital GmbH. All rights reserved.' and links for 'FAQ', 'Terms of use', 'Imprint', 'Data privacy', and 'Privacy Settings'.



Vous pouvez maintenant modifier vos **informations personnelles** . **Remarque : cliquez sur ENREGISTRER** lorsque vous avez terminé de modifier les informations.

DISH RESERVATION Test Bistro Training

My Establishment My Data

Personal information

Salutation *
Mr.

First name *
Test Max

Last name *
Trainer

Login e-mail
training@hd.digital

SAVE

Export data

You have the right to receive your data in a structured, commonly used and machine-readable format in order to transmit it to another controller.

Export data

Delete account

To delete your DISH Reservation account, please log into [DISH](#)

Too many guests in house?

Designed by Hospitality Digital GmbH. All rights reserved. FAQ | Terms of use | Imprint | Data privacy | Privacy Settings



Pour changer votre mot de passe, cliquez [ici](#) . Remarque : vous serez redirigé vers [dish.co](#).

DISH RESERVATION Test Bistro Training

My Establishment My Data

Personal information

Salutation *
Mr.

First name *
Test Max

Last name *
Trainer

Login e-mail
training@hd.digital

SAVE

Change password
To reset your password, click [here](#).

Export data
You have the right to receive your data in a structured, commonly used and machine-readable format in order to transmit it to another controller.
Export data

Delete account
To delete your DISH Reservation account, please log into [DISH](#)

Designed by Hospitality Digital GmbH. All rights reserved. FAQ | Terms of use | Imprint | Data privacy | Privacy Settings

En cas de besoin, vous pouvez exporter vos données en utilisant le bouton prévu à cet effet .

The screenshot shows the 'My Data' section of the DISH Reservation administration interface. The page is titled 'My Establishment' and 'My Data'. The 'Personal information' section contains the following fields:

- Salutation *: Mr. (dropdown menu)
- First name *: Test Max
- Last name *: Trainer
- Login e-mail: training@hd.digital

A 'SAVE' button is located below the 'Login e-mail' field. The 'Export data' section contains the following text:

Export data

You have the right to receive your data in a structured, commonly used and machine-readable format in order to transmit it to another controller.

Export data (button, highlighted with an orange box)

Delete account

To delete your DISH Reservation account, please log into [DISH](#)

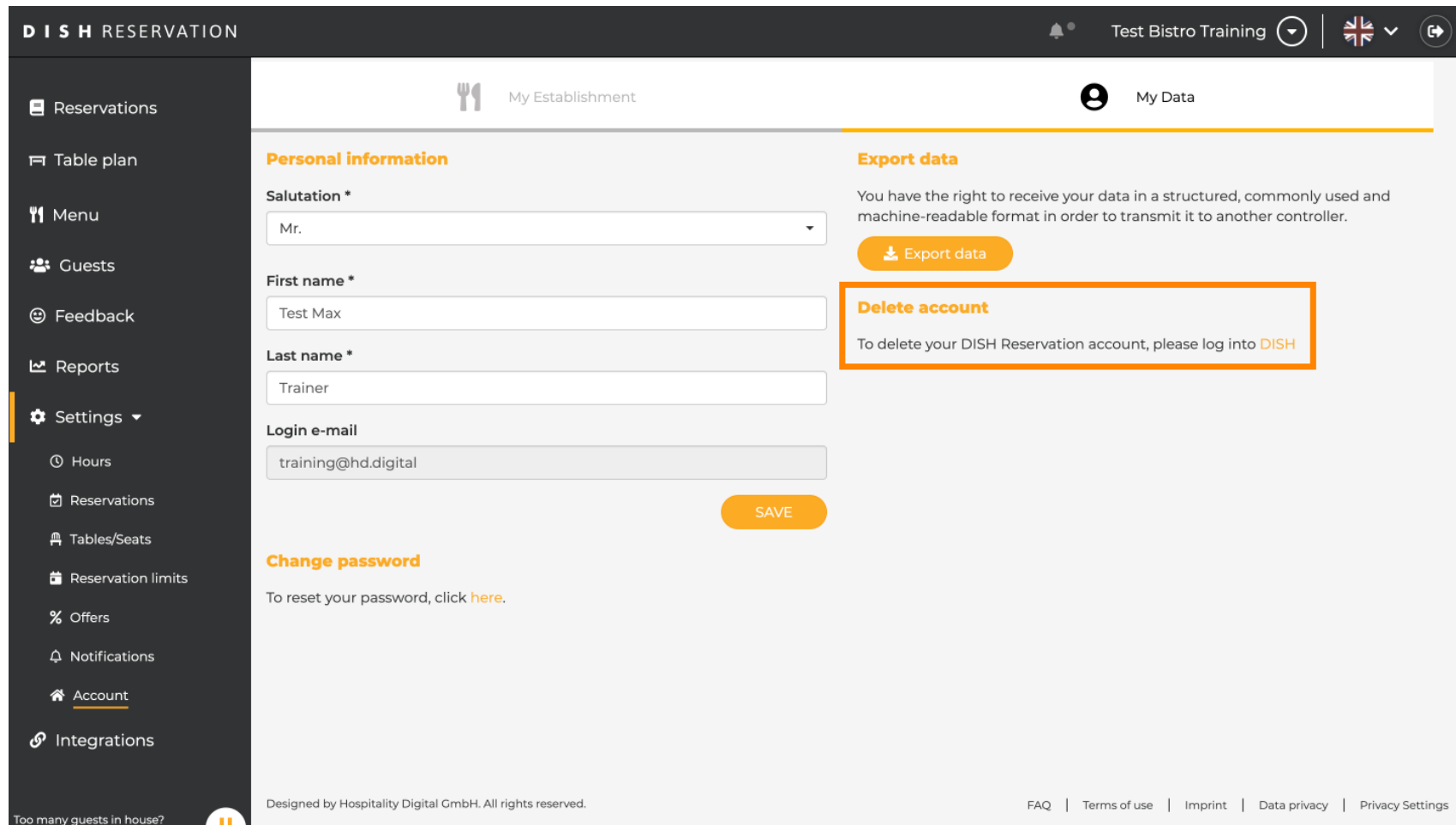
Change password

To reset your password, click [here](#).

At the bottom of the page, there is a footer with the text: 'Designed by Hospitality Digital GmbH. All rights reserved.' and a navigation menu with links: 'FAQ | Terms of use | Imprint | Data privacy | Privacy Settings'.



Si vous souhaitez supprimer votre compte de réservation DISH, vous devez vous connecter à dish.co. Pour ce faire, utilisez le lien **DISH** pour être redirigé vers vos abonnements.



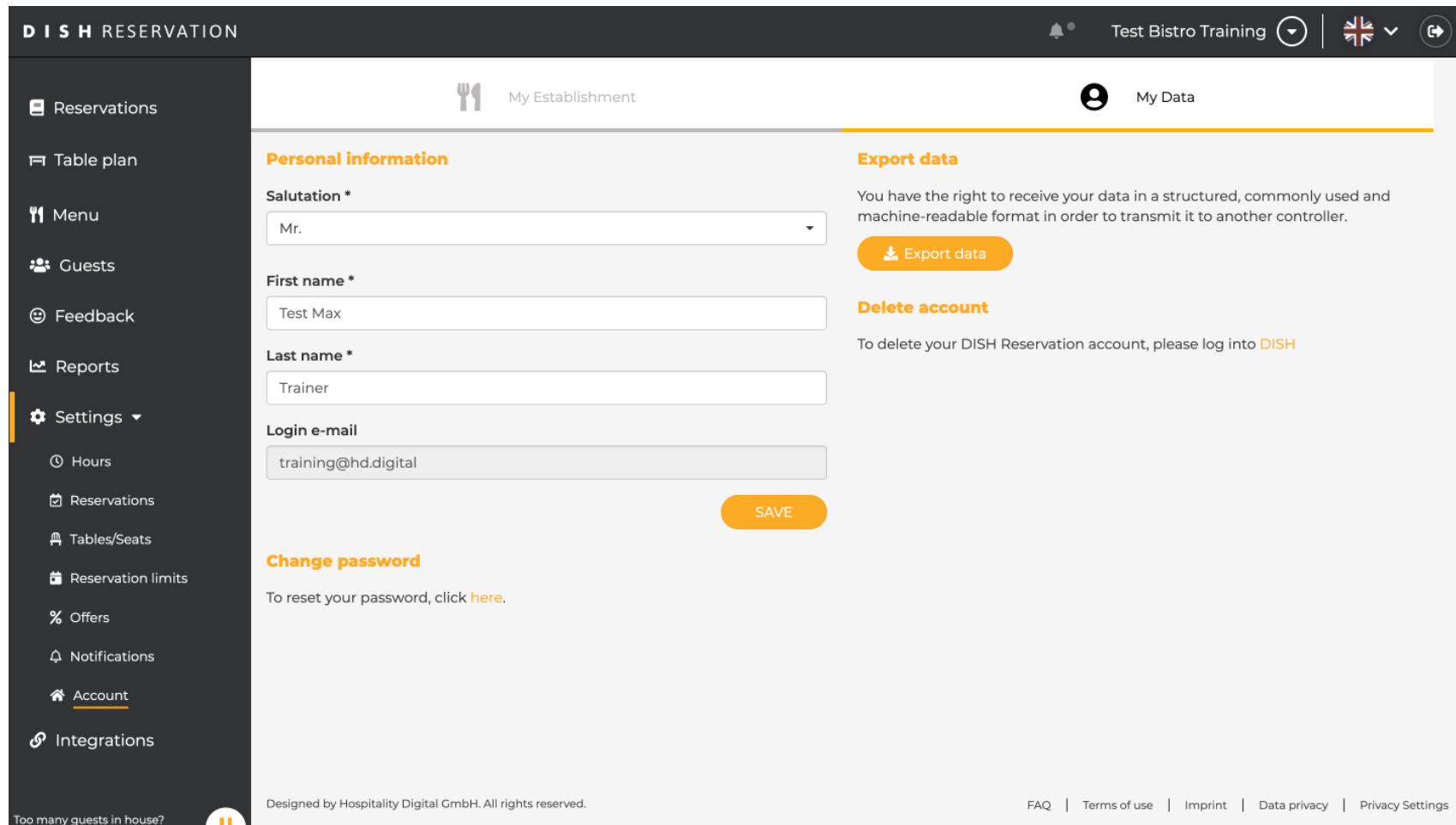
The screenshot shows the 'My Data' section of the DISH Reservation administration interface. The page is titled 'DISH RESERVATION' and includes a navigation menu on the left with options like Reservations, Table plan, Menu, Guests, Feedback, Reports, Settings, Hours, Reservations, Tables/Seats, Reservation limits, Offers, Notifications, Account, and Integrations. The main content area is divided into two columns: 'My Establishment' and 'My Data'. The 'My Data' section contains the following elements:

- Personal information:** Fields for Salutation (Mr.), First name (Test Max), Last name (Trainer), and Login e-mail (training@hd.digital). A 'SAVE' button is located below these fields.
- Export data:** A section with a text description: 'You have the right to receive your data in a structured, commonly used and machine-readable format in order to transmit it to another controller.' Below this is an 'Export data' button.
- Delete account:** A section with a text description: 'To delete your DISH Reservation account, please log into **DISH**.' This section is highlighted with an orange border in the image.
- Change password:** A section with a text description: 'To reset your password, click [here](#).'

At the bottom of the page, there is a footer with the text 'Designed by Hospitality Digital GmbH. All rights reserved.' and a list of links: FAQ, Terms of use, Imprint, Data privacy, and Privacy Settings. A notification at the bottom left reads 'Too many guests in house?' with a pause icon.



Voilà, vous avez terminé le tutoriel et savez maintenant comment gérer les paramètres de votre compte.



The screenshot shows the 'My Data' section of the DISH Reservation administration interface. The page is titled 'DISH RESERVATION' and includes a navigation menu on the left with options like Reservations, Table plan, Menu, Guests, Feedback, Reports, Settings, Hours, Reservations, Tables/Seats, Reservation limits, Offers, Notifications, Account, and Integrations. The main content area is divided into two columns: 'My Establishment' and 'My Data'. The 'My Data' section is highlighted with a yellow bar and contains the following elements:

- Personal information:**
 - Salutation *: A dropdown menu with 'Mr.' selected.
 - First name *: A text input field containing 'Test Max'.
 - Last name *: A text input field containing 'Trainer'.
 - Login e-mail: A text input field containing 'training@hd.digital'.
 - A yellow 'SAVE' button is located below the input fields.
- Export data:**
 - Text: 'You have the right to receive your data in a structured, commonly used and machine-readable format in order to transmit it to another controller.'
 - A yellow 'Export data' button with a download icon.
- Delete account:**
 - Text: 'To delete your DISH Reservation account, please log into [DISH](#)'.
- Change password:**
 - Text: 'To reset your password, click [here](#)'.

At the bottom of the page, there is a footer with the text 'Designed by Hospitality Digital GmbH. All rights reserved.' and a list of links: 'FAQ | Terms of use | Imprint | Data privacy | Privacy Settings'. A notification at the bottom left reads 'Too many guests in house?' with a yellow pause icon.



Scannez pour accéder au lecteur interactif