



Bem-vindo ao painel do **DISH Reservation**. Neste tutorial, mostramos como gerenciar as configurações da sua conta.

The screenshot displays the DISH Reservation admin interface. At the top, the header includes the 'DISH RESERVATION' logo, a notification bell, the user name 'Test Bistro Training', a language selector (UK flag), and a refresh icon. A teal banner at the top right contains the text 'Have a walk-in customer? Received a reservation request over phone / email? Don't forget to add it to your reservation book!' with 'WALK-IN' and 'ADD RESERVATION' buttons. Below this is a date range selector for 'Thu, 28 Sep - Thu, 28 Sep'. A summary row indicates 'There is 1 active limit configured for the selected time period' with a 'Show more' dropdown. Filter tabs are set to 'Upcoming', with counts for 'All', 'Completed', 'Upcoming', and 'Cancelled'. Summary statistics show 0 reservations, 0 guests, and 0/37 tables. The main content area shows 'No reservations available' with a magnifying glass icon. A 'Print' button is at the bottom left, and a help icon is at the bottom right. A footer notice reads 'Too many guests in house? Pause online reservations' with a pause icon. The footer also contains 'Designed by Hospitality Digital GmbH. All rights reserved.' and links for 'FAQ', 'Terms of use', 'Imprint', 'Data privacy', and 'Privacy Settings'.

Primeiro, vá em **Configurações** no menu à sua esquerda.

The screenshot displays the DISH RESERVATION administration interface. On the left, a dark sidebar menu contains several options: Reservations, Table plan, Menu, Guests, Feedback, Reports, Settings (highlighted with an orange box), and Integrations. The main content area features a teal banner with a message and 'WALK-IN' and 'ADD RESERVATION' buttons. Below this is a date selector for 'Thu, 28 Sep - Thu, 28 Sep'. A summary bar indicates '1 active limit configured for the selected time period' with a 'Show more' dropdown. Filter buttons for 'All', 'Completed', 'Upcoming' (selected), and 'Cancelled' are present, along with icons for calendar, guests, and tables. The main content area shows 'No reservations available' with a magnifying glass icon. At the bottom, there is a 'Print' button, a help icon, and footer text including 'Designed by Hospitality Digital GmbH. All rights reserved.' and links for 'FAQ', 'Terms of use', 'Imprint', 'Data privacy', and 'Privacy Settings'.



E então selecione **Conta**.

**DISH RESERVATION** Test Bistro Training

Have a walk-in customer? Received a reservation request over phone / email? Don't forget to add it to your reservation book! **WALK-IN** **ADD RESERVATION**

Thu, 28 Sep - Thu, 28 Sep

There is **1** active limit configured for the selected time period [Show more](#)

All  Completed  Upcoming  Cancelled **0** **0** **0/37**

No reservations available

**Account**

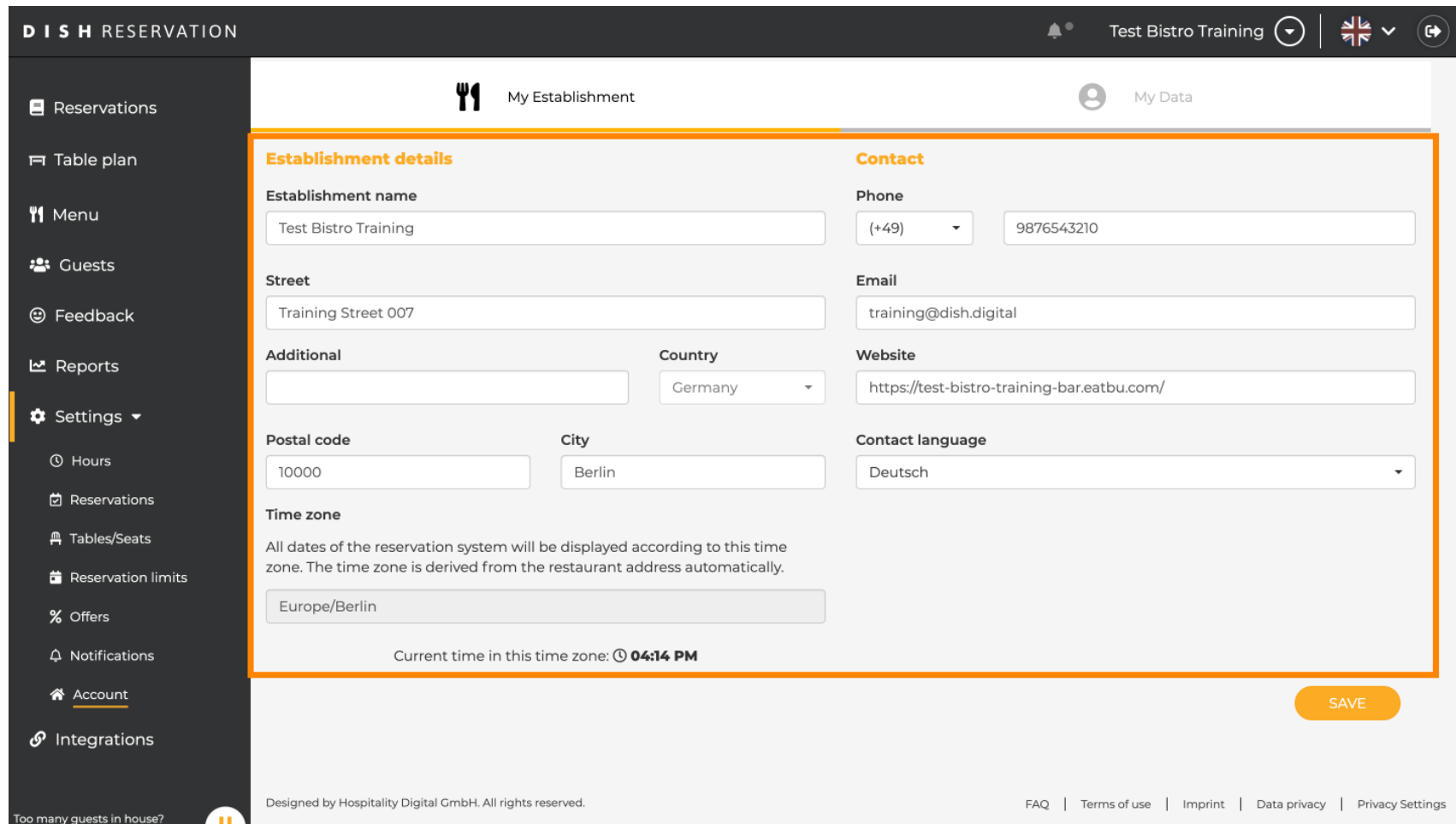
Print



Too many guests in house?

Designed by Hospitality Digital GmbH. All rights reserved. [FAQ](#) | [Terms of use](#) | [Imprint](#) | [Data privacy](#) | [Privacy Settings](#)



Em seguida, em **Meu Estabelecimento**, você pode editar os detalhes do estabelecimento e as informações de contato.



**DISH RESERVATION** | Test Bistro Training |  | 

**My Establishment** | **My Data**

**Establishment details**

**Establishment name**

**Street**

**Additional**

**Country**

**Postal code**

**City**

**Time zone**

All dates of the reservation system will be displayed according to this time zone. The time zone is derived from the restaurant address automatically.

Current time in this time zone: 🕒 **04:14 PM**

**Contact**

**Phone**


**Email**

**Website**

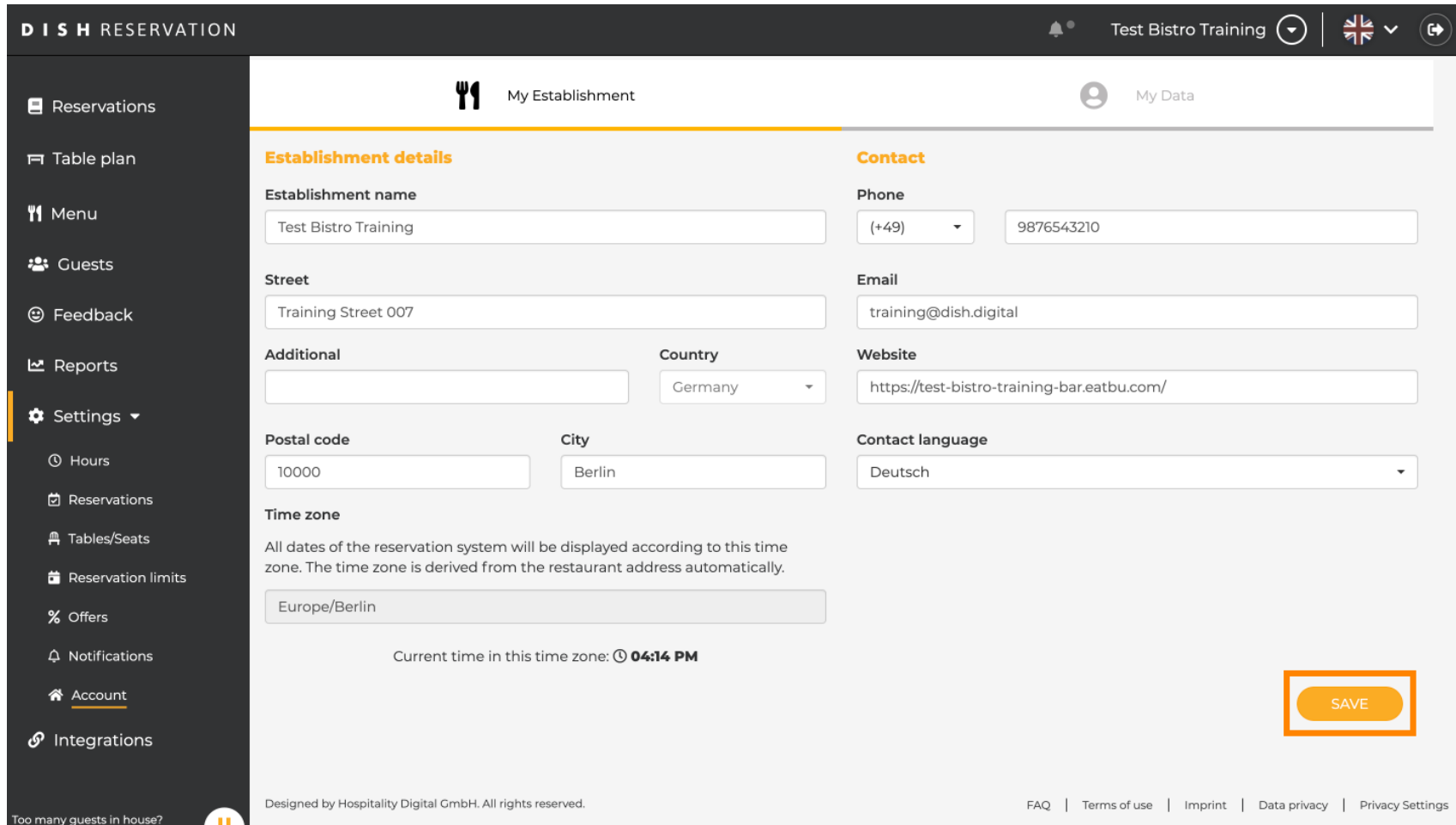
**Contact language**

**SAVE**

Designed by Hospitality Digital GmbH. All rights reserved. | [FAQ](#) | [Terms of use](#) | [Imprint](#) | [Data privacy](#) | [Privacy Settings](#)

Too many guests in house? 

Depois de editá-los, aplique as alterações clicando em **SALVAR**.



The screenshot shows the 'My Establishment' configuration page in the DISH Reservation system. The page is divided into two main sections: 'Establishment details' and 'Contact'. The 'Establishment details' section includes fields for 'Establishment name' (Test Bistro Training), 'Street' (Training Street 007), 'Additional' (empty), 'Country' (Germany), 'Postal code' (10000), and 'City' (Berlin). The 'Contact' section includes fields for 'Phone' (+49 9876543210), 'Email' (training@dish.digital), 'Website' (https://test-bistro-training-bar.eatbu.com/), and 'Contact language' (Deutsch). A 'Time zone' section is also present, with a dropdown menu set to 'Europe/Berlin' and a note that all dates will be displayed according to this time zone. A 'SAVE' button is highlighted with an orange border. The page footer includes a copyright notice for Hospitality Digital GmbH and links for FAQ, Terms of use, Imprint, Data privacy, and Privacy Settings.

**DISH RESERVATION** Test Bistro Training

**My Establishment** My Data

### Establishment details

**Establishment name**  
Test Bistro Training

**Street**  
Training Street 007

**Additional** **Country**  
Germany

**Postal code** **City**  
10000 Berlin

**Time zone**  
All dates of the reservation system will be displayed according to this time zone. The time zone is derived from the restaurant address automatically.  
Europe/Berlin

Current time in this time zone: 04:14 PM

**Contact**

**Phone**  
(+49) 9876543210

**Email**  
training@dish.digital

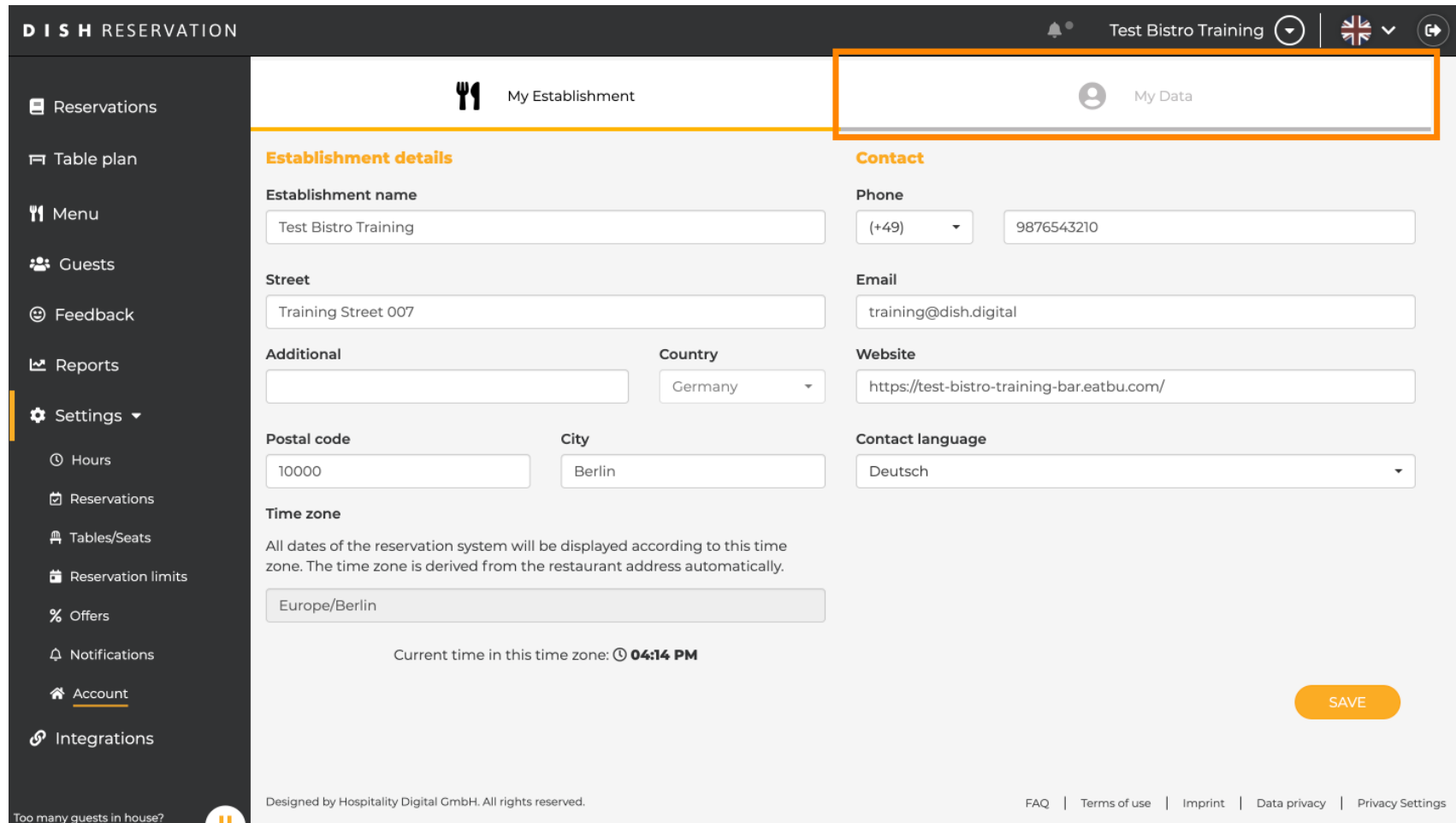
**Website**  
https://test-bistro-training-bar.eatbu.com/

**Contact language**  
Deutsch

**SAVE**

Designed by Hospitality Digital GmbH. All rights reserved. [FAQ](#) | [Terms of use](#) | [Imprint](#) | [Data privacy](#) | [Privacy Settings](#)

Para gerenciar informações pessoais, clique em **Meus Dados**.



The screenshot shows the 'My Establishment' configuration page in the DISH Reservation system. The 'My Data' section is highlighted with an orange box. The page includes a sidebar with navigation options and a main content area with various form fields.

**Navigation Sidebar:**

- Reservations
- Table plan
- Menu
- Guests
- Feedback
- Reports
- Settings (selected)
- Hours
- Reservations
- Tables/Seats
- Reservation limits
- Offers
- Notifications
- Account
- Integrations

**My Establishment Section:**

- Establishment details:**
  - Establishment name: Test Bistro Training
  - Street: Training Street 007
  - Additional: [Empty field]
  - Country: Germany
  - Postal code: 10000
  - City: Berlin
  - Time zone: Europe/Berlin
- Contact:**
  - Phone: (+49) 9876543210
  - Email: training@dish.digital
  - Website: https://test-bistro-training-bar.eatbu.com/
  - Contact language: Deutsch

**Time zone details:**

All dates of the reservation system will be displayed according to this time zone. The time zone is derived from the restaurant address automatically.

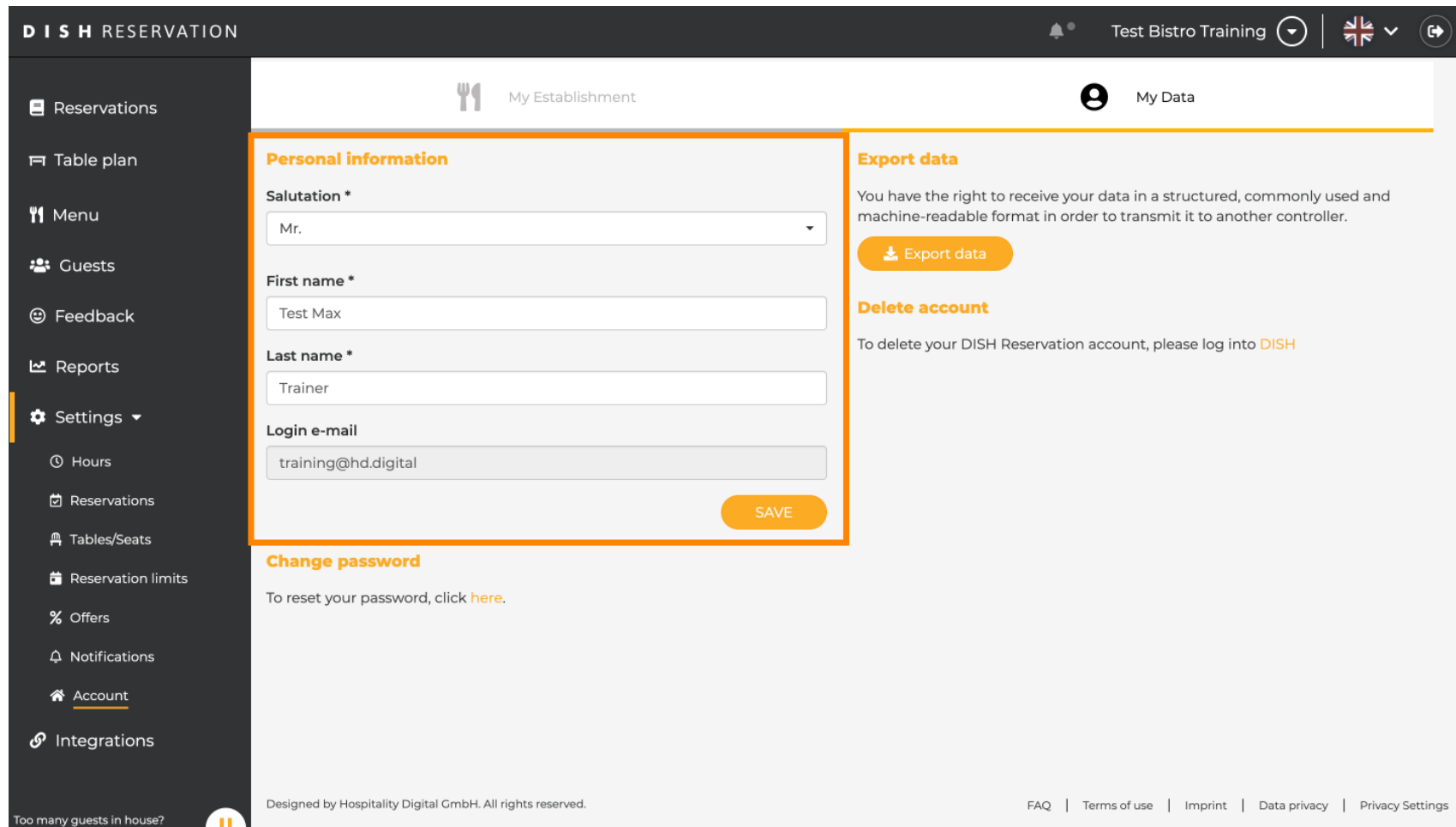
Current time in this time zone: 04:14 PM

**SAVE**

Designed by Hospitality Digital GmbH. All rights reserved. | FAQ | Terms of use | Imprint | Data privacy | Privacy Settings



Agora você pode editar suas **informações pessoais**. **Nota: Clique em SALVAR quando terminar de ajustar as informações.**



The screenshot shows the 'My Data' section of the DISH Reservation administration panel. The page has a dark sidebar on the left with navigation options: Reservations, Table plan, Menu, Guests, Feedback, Reports, Settings (selected), Hours, Reservations, Tables/Seats, Reservation limits, Offers, Notifications, Account, and Integrations. The main content area is titled 'My Data' and is divided into three sections: 'Personal information', 'Export data', and 'Change password'. The 'Personal information' section is highlighted with an orange border and contains a form with the following fields: 'Salutation \*' (dropdown menu with 'Mr.' selected), 'First name \*' (text input with 'Test Max'), 'Last name \*' (text input with 'Trainer'), and 'Login e-mail' (text input with 'training@hd.digital'). A yellow 'SAVE' button is located at the bottom right of this section. The 'Export data' section contains a paragraph explaining the right to receive data in a structured format and a yellow 'Export data' button. The 'Change password' section contains a paragraph stating 'To reset your password, click here.' The footer of the page includes the text 'Designed by Hospitality Digital GmbH. All rights reserved.' and a list of links: 'FAQ | Terms of use | Imprint | Data privacy | Privacy Settings'. A notification at the bottom left of the sidebar reads 'Too many guests in house?' with a pause icon.



Para alterar sua senha, clique [aqui](#) . **Nota: Você será redirecionado para dish.co.**

**DISH RESERVATION** Test Bistro Training

My Establishment My Data

**Personal information**

Salutation \*  
Mr.

First name \*  
Test Max

Last name \*  
Trainer

Login e-mail  
training@hd.digital

SAVE

**Change password**  
To reset your password, click [here](#).

**Export data**  
You have the right to receive your data in a structured, commonly used and machine-readable format in order to transmit it to another controller.  
Export data

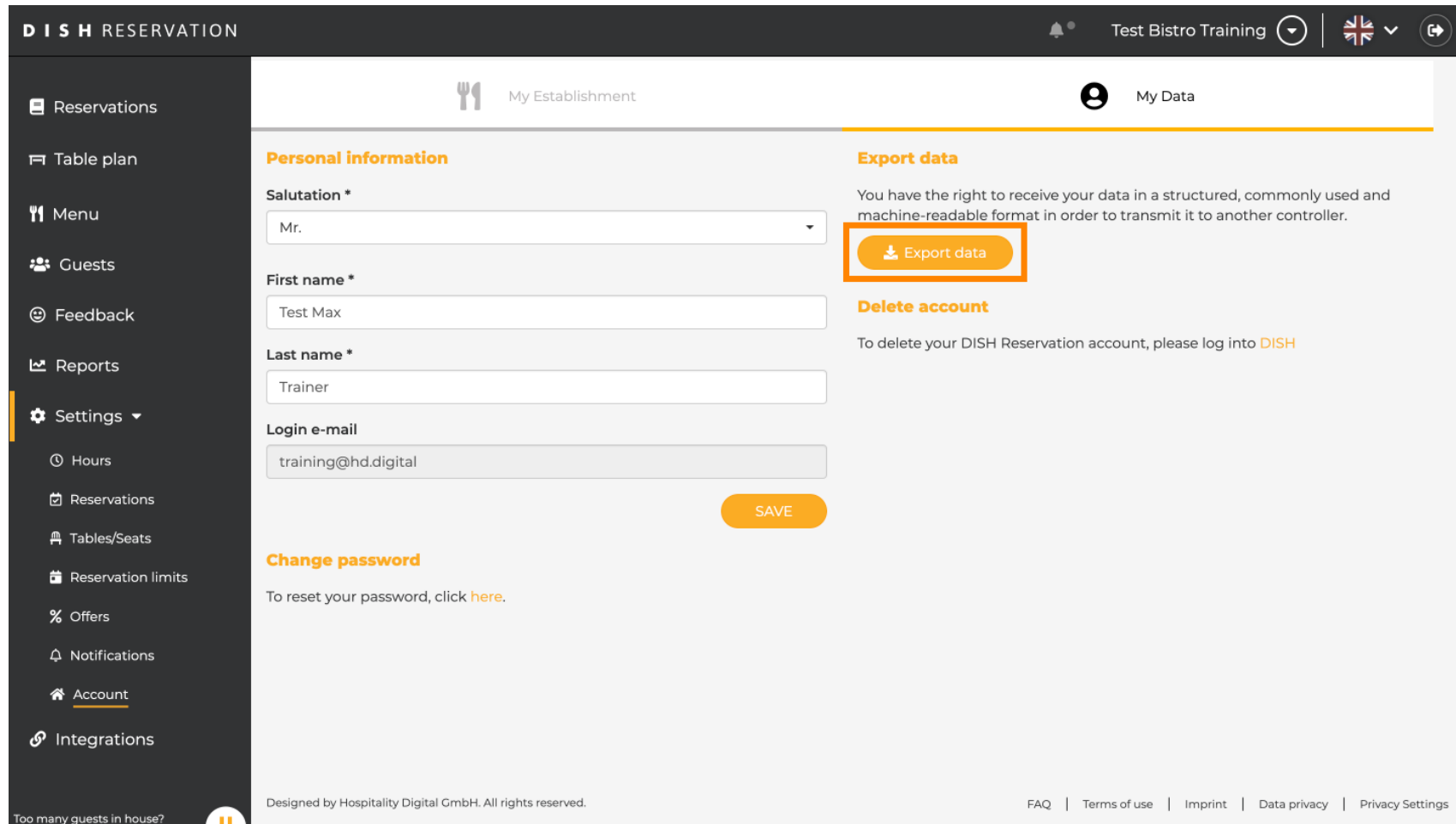
**Delete account**  
To delete your DISH Reservation account, please log into [DISH](#)

Designed by Hospitality Digital GmbH. All rights reserved. FAQ | Terms of use | Imprint | Data privacy | Privacy Settings





Quando necessário, você pode exportar seus dados usando o **botão** designado .



**DISH RESERVATION** Test Bistro Training

My Establishment My Data

**Personal information**

Salutation \*  
Mr.

First name \*  
Test Max

Last name \*  
Trainer

Login e-mail  
training@hd.digital

SAVE

**Export data**

You have the right to receive your data in a structured, commonly used and machine-readable format in order to transmit it to another controller.

Export data

**Delete account**

To delete your DISH Reservation account, please log into [DISH](#)

Change password

To reset your password, click [here](#).

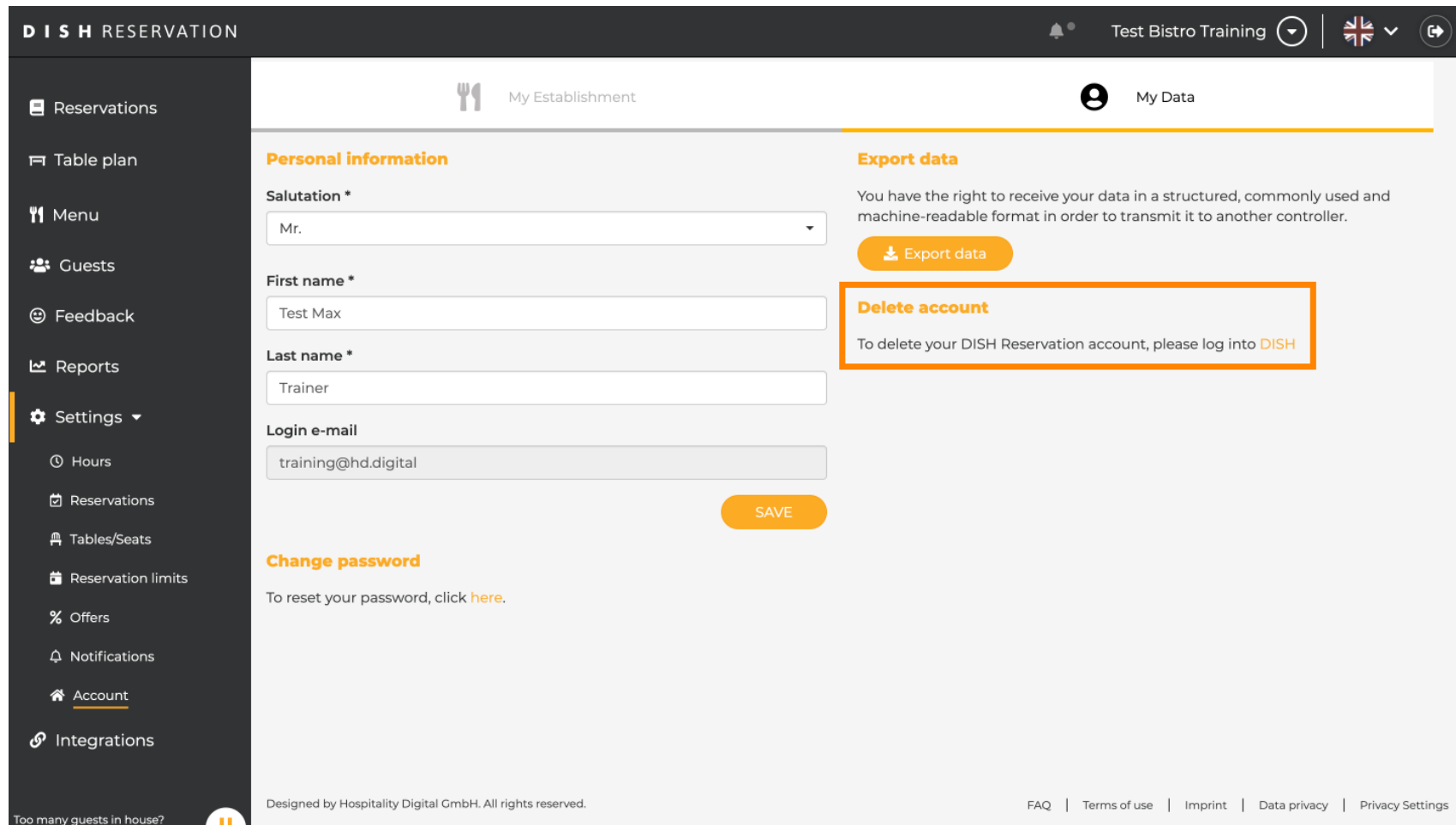
Too many guests in house?

Designed by Hospitality Digital GmbH. All rights reserved.

FAQ | Terms of use | Imprint | Data privacy | Privacy Settings



Se você quiser excluir sua conta DISH Reservation, você precisa fazer login em dish.co. Para fazer isso, use o link **DISH** para ser redirecionado para suas assinaturas.



**DISH RESERVATION** Test Bistro Training

My Establishment My Data

### Personal information

Salutation \*  
Mr.

First name \*  
Test Max

Last name \*  
Trainer

Login e-mail  
training@hd.digital

**SAVE**

### Export data

You have the right to receive your data in a structured, commonly used and machine-readable format in order to transmit it to another controller.

**Export data**

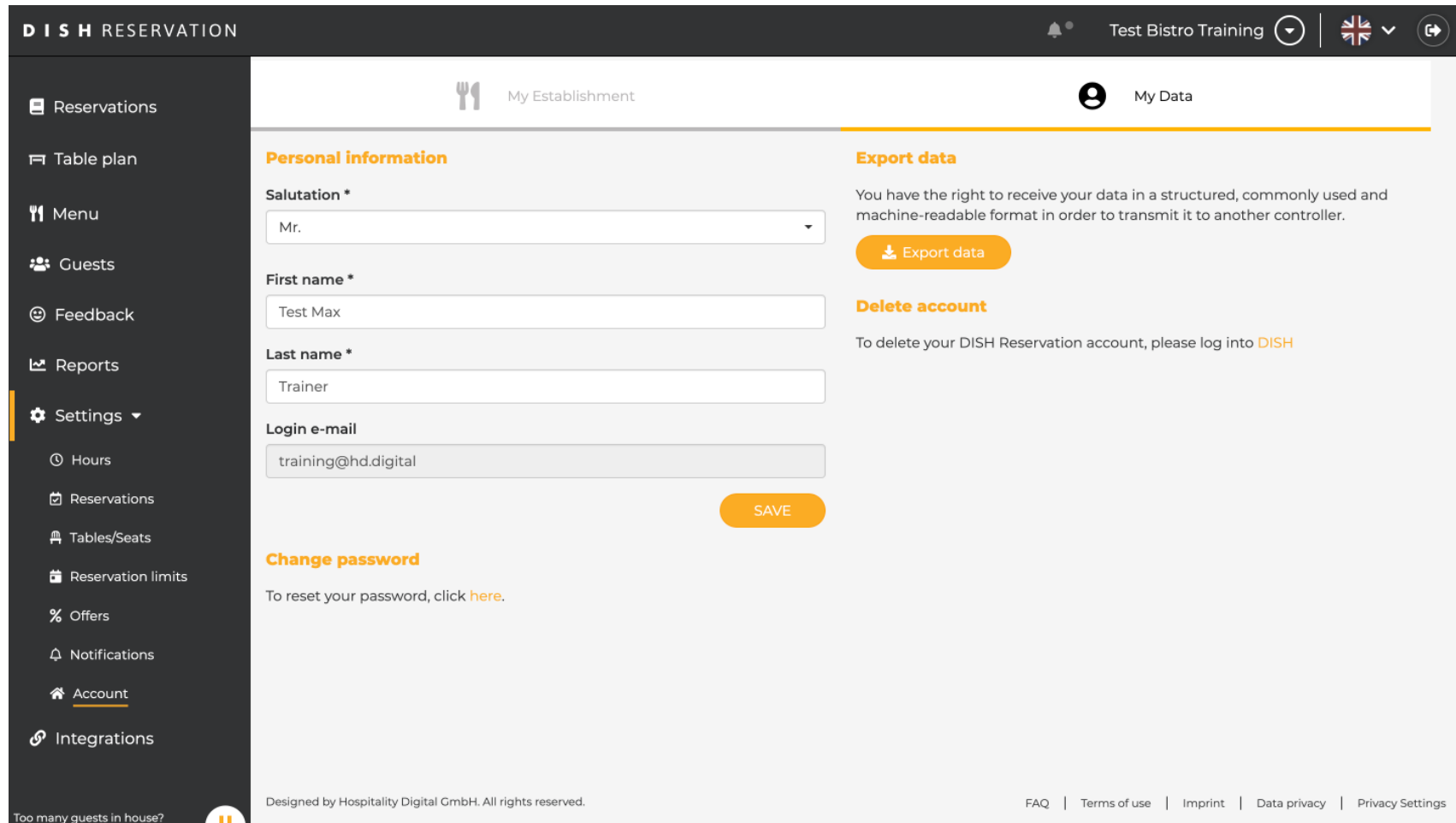
### Delete account

To delete your DISH Reservation account, please log into **DISH**.

Too many guests in house?

Designed by Hospitality Digital GmbH. All rights reserved. FAQ | Terms of use | Imprint | Data privacy | Privacy Settings

 Pronto. Você concluiu o tutorial e agora sabe como gerenciar as configurações da sua conta.



The screenshot shows the 'My Data' section of the DISH Reservation administration panel. The page is titled 'DISH RESERVATION' and 'Test Bistro Training'. The left sidebar contains navigation options: Reservations, Table plan, Menu, Guests, Feedback, Reports, Settings (selected), Hours, Reservations, Tables/Seats, Reservation limits, Offers, Notifications, Account, and Integrations. The main content area is divided into two columns: 'Personal information' and 'Export data'. The 'Personal information' section includes fields for Salutation (Mr.), First name (Test Max), Last name (Trainer), and Login e-mail (training@hd.digital), with a 'SAVE' button. The 'Export data' section contains an 'Export data' button and a 'Delete account' section with a warning message. A 'Change password' section is also visible at the bottom.

**Personal information**

Salutation \*  
Mr.

First name \*  
Test Max

Last name \*  
Trainer

Login e-mail  
training@hd.digital

**Export data**

You have the right to receive your data in a structured, commonly used and machine-readable format in order to transmit it to another controller.

[Export data](#)

**Delete account**

To delete your DISH Reservation account, please log into [DISH](#)

**Change password**

To reset your password, click [here](#).

Designed by Hospitality Digital GmbH. All rights reserved.

FAQ | Terms of use | Imprint | Data privacy | Privacy Settings



Digitalize para ir para o player interativo