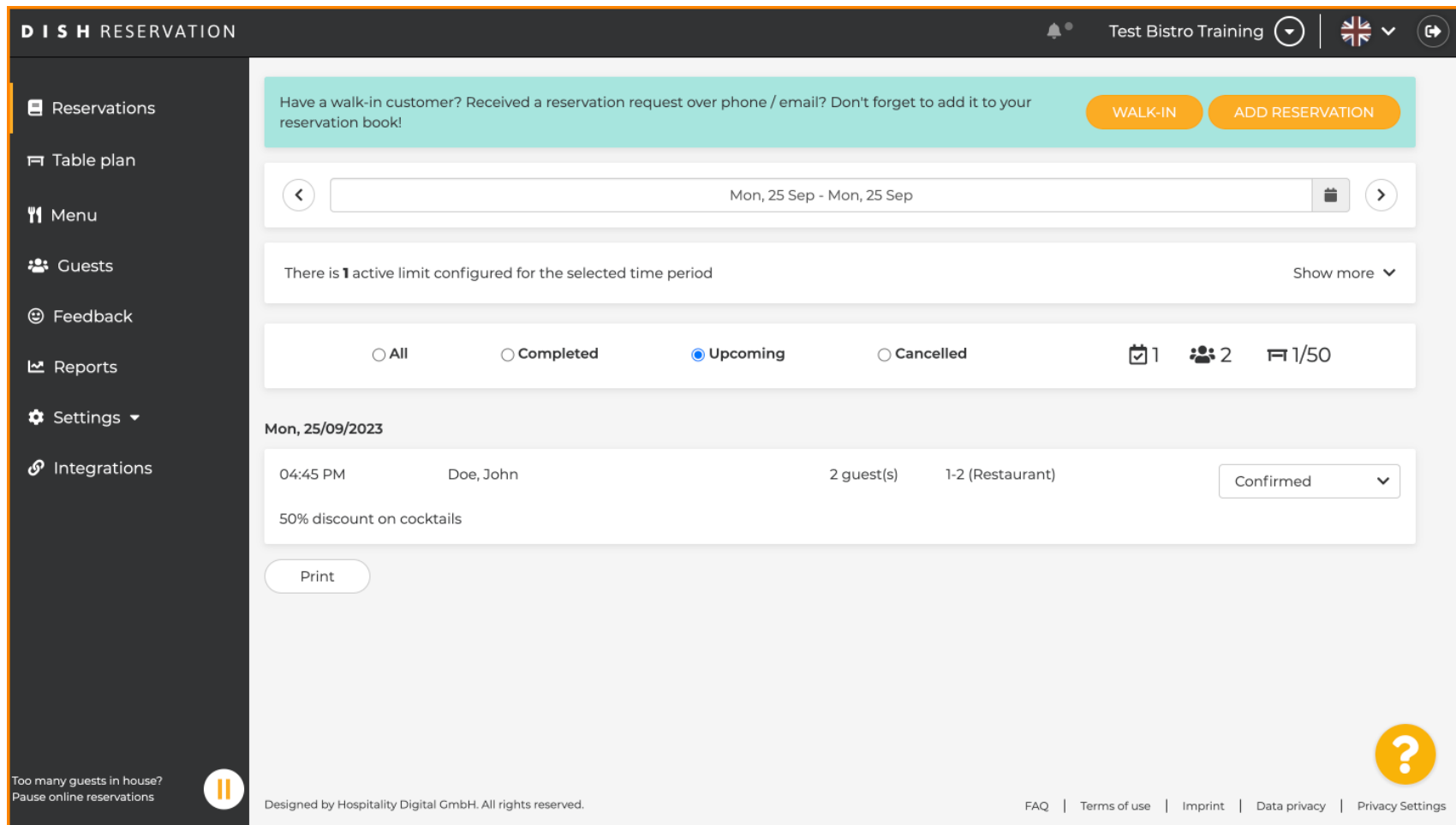




Dobro došli na **nadzornu ploču za rezervacije DISH-a**. U ovom vodiču dat ćemo vam pregled funkcija plana tablice.



The screenshot shows the DISH Reservation Admin Dashboard. The interface includes a dark sidebar with navigation options: Reservations, Table plan, Menu, Guests, Feedback, Reports, Settings, and Integrations. The main content area features a top navigation bar with the user name 'Test Bistro Training', a language selector (UK flag), and a refresh icon. Below this is a teal banner with a message: 'Have a walk-in customer? Received a reservation request over phone / email? Don't forget to add it to your reservation book!' and two buttons: 'WALK-IN' and 'ADD RESERVATION'. A date range selector shows 'Mon, 25 Sep - Mon, 25 Sep'. A summary bar indicates 'There is 1 active limit configured for the selected time period' with a 'Show more' dropdown. Filter tabs are set to 'Upcoming', with other options being 'All', 'Completed', and 'Cancelled'. Summary statistics show 1 calendar icon, 2 people icon, and 1/50 table icon. A reservation card for 'Mon, 25/09/2023' at '04:45 PM' for 'Doe, John' (2 guest(s) at 1-2 (Restaurant)) is shown with a 'Confirmed' status and a '50% discount on cocktails' note. A 'Print' button is located below the reservation card. At the bottom, there is a 'Too many guests in house? Pause online reservations' warning with a pause icon, a footer with 'Designed by Hospitality Digital GmbH. All rights reserved.', and a help icon (question mark). Links for 'FAQ', 'Terms of use', 'Imprint', 'Data privacy', and 'Privacy Settings' are also present.



Za pristup planu tablice, kliknite na **Plan tablice** u izborniku s lijeve strane.

The screenshot displays the DISH Reservation system interface. On the left, a dark sidebar contains a menu with the following items: Reservations, **Table plan** (highlighted with an orange border), Menu, Guests, Feedback, Reports, Settings, and Integrations. At the bottom of the sidebar, there is a notification: "Too many guests in house? Pause online reservations" with a pause icon.

The main content area features a dark header with "DISH RESERVATION" on the left, a notification bell, the text "Test Bistro Training" with a dropdown arrow, a language selector (UK flag), and a refresh icon. Below the header is a teal banner with the text: "Have a walk-in customer? Received a reservation request over phone / email? Don't forget to add it to your reservation book!" and two buttons: "WALK-IN" and "ADD RESERVATION".

The main content area includes a date range selector showing "Mon, 25 Sep - Mon, 25 Sep" with navigation arrows. Below this is a message: "There is 1 active limit configured for the selected time period" with a "Show more" dropdown. A filter bar shows radio buttons for "All", "Completed", "Upcoming" (selected), and "Cancelled", along with icons for a calendar (1), guests (2), and a table (1/50).

The main content area displays a reservation for "Mon, 25/09/2023" at "04:45 PM" for "Doe, John" with "2 guest(s)" and "1-2 (Restaurant)". The reservation status is "Confirmed" with a dropdown arrow. Below the reservation details is a "Print" button and a note: "50% discount on cocktails".

At the bottom of the interface, there is a footer with "Designed by Hospitality Digital GmbH. All rights reserved." on the left, a help icon (question mark) on the right, and a row of links: "FAQ | Terms of use | Imprint | Data privacy | Privacy Settings".



Tada ćete vidjeti svoje **slobodne stolove**, **došle goste** i **sljedeće rezervacije**. **Napomena: Vizualni plan stola značajka je uključena samo u DISH Professional Reservation.**

The screenshot displays the DISH Reservation Admin Dashboard. On the left, a sidebar provides restaurant information: 'Restaurant' name, 'Arrived' (1), 'Next bookings' (1), and 'Available' (11). A specific reservation for 'John Doe' (2 people, 04:45 PM) is highlighted, with options to 'CHANGE TABLE' or 'SEE RESERVATION DETAILS'. The main area shows a grid of tables numbered 8 through 22, with various table shapes and colors (pink, teal, orange) representing different reservation statuses. The top right shows the date 'Mon, 25/09/2023' and time '04:12 pm'. The bottom of the screen contains a footer with 'Designed by Hospitality Digital GmbH. All rights reserved.' and links for 'FAQ', 'Terms of use', 'Imprint', 'Data privacy', and 'Privacy Settings'.

Da biste vidjeli drugi datum/vrijeme, kliknite na **vremensku traku**.

The screenshot displays the DISH Reservation Admin Dashboard. On the left, a sidebar contains navigation icons and a detailed reservation card for 'John Doe' (2 people, 04:45 PM, 3 seats). The main area shows a grid of tables (8, 10, 11, 12, 14, 16, 17, 18, 19, 22) with various colored shapes representing reservations. A blue time bar at the top is highlighted with an orange box, showing 'Mon, 25/09/2023' and '04:12 pm'. A 'Now' button is also visible. The bottom of the screen includes a footer with 'Designed by Hospitality Digital GmbH. All rights reserved.' and links for 'FAQ', 'Terms of use', 'Imprint', 'Data privacy', and 'Privacy Settings'.

Zatim odaberite datum i vrijeme koje želite gledati.

The screenshot displays the DISH reservation management interface. On the left, a sidebar contains navigation icons and a reservation details panel for a reservation by John Doe at 04:45 PM. The main area shows a table plan with various table shapes and numbers (8, 11, 14, 16, 17, 18, 19). A date and time selection modal is open, showing a calendar for September 2023 with the 25th selected, and a time picker set to 04:13 PM. The modal is highlighted with an orange border.

DISH RESERVATION Test Bistro Training

Restaurant

Arrived 1

Next bookings 1

1-2 **John Doe**
3 seats 2 people
04:45 PM

Customer information

- John Doe
- 2 people

Status
Confirmed

CHANGE TABLE

SEE RESERVATION DETAILS

Available 11

September 2023

Su	Mo	Tu	We	Th	Fr	Sa
27	28	29	30	31	1	2
3	4	5	6	7	8	9
10	11	12	13	14	15	16
17	18	19	20	21	22	23
24	25	26	27	28	29	30
1	2	3	4	5	6	7

04 : 13 PM

Apply

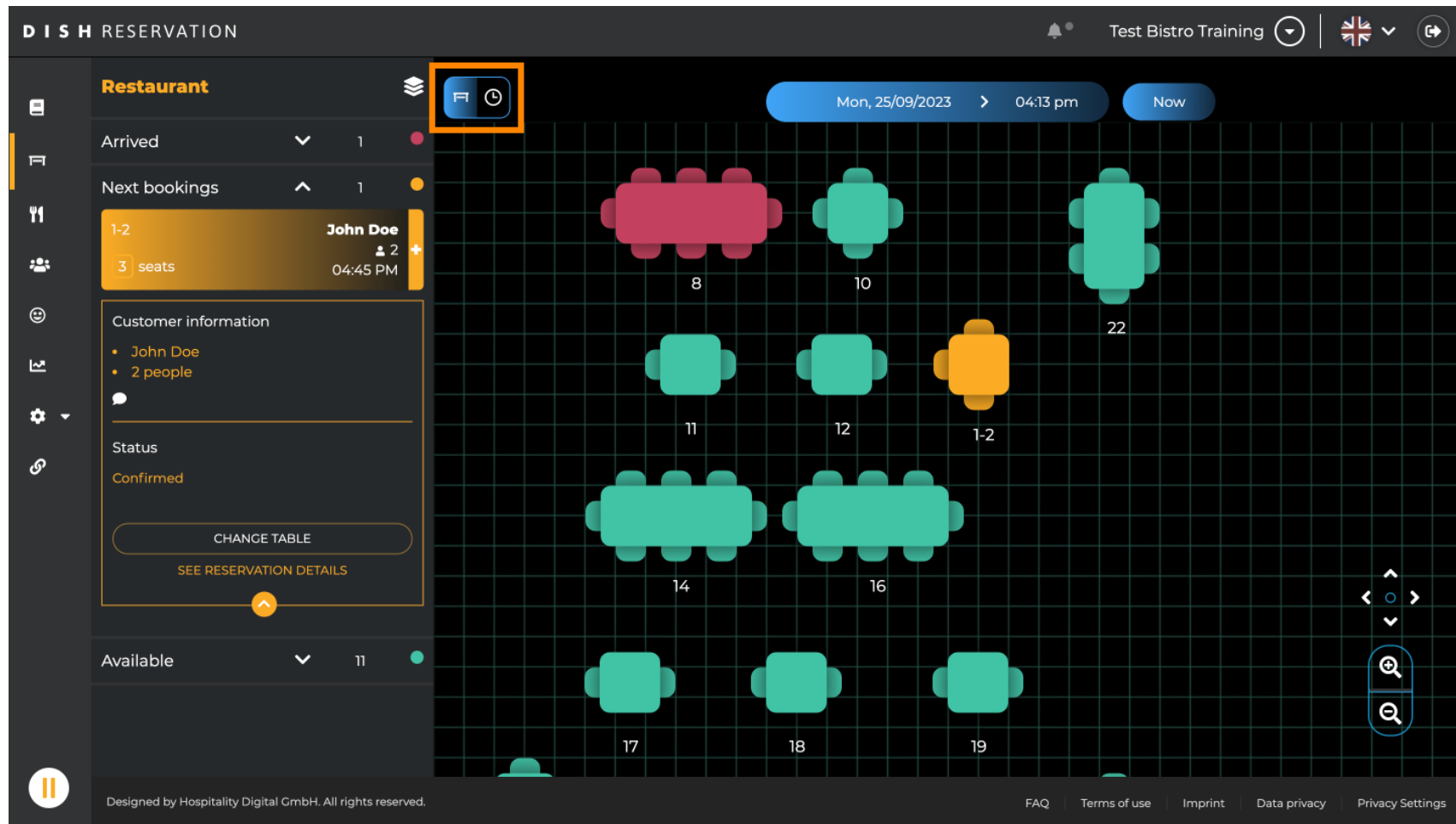
Designed by Hospitality Digital GmbH. All rights reserved.

FAQ Terms of use Imprint Data privacy Privacy Settings

🕒 Za povratak na trenutno vrijeme kliknite **Sada**.

The screenshot displays the DISH Reservation Admin Dashboard. On the left, a sidebar contains navigation icons and a 'Restaurant' section with reservation details for 'John Doe' (2 people, 04:45 PM, 3 seats). The main area shows a table plan with tables numbered 8 through 19. A 'Now' button is highlighted with an orange box. The top right shows the current date and time: 'Mon, 25/09/2023 04:13 pm'. The bottom of the screen includes a footer with 'Designed by Hospitality Digital GmbH. All rights reserved.' and links for 'FAQ', 'Terms of use', 'Imprint', 'Data privacy', and 'Privacy Settings'.

- Kada je **ikona stola** odabrana, prikazuje vam se pregled slobodnih i rezerviranih stolova. Kliknite na **ikonu sata** kako biste vidjeli pregled rezervacija dodijeljenih stolovima.



i Sada vidite raspoložive termine za odgovarajuće stolove.

The screenshot displays the DISH Reservation system interface. On the left, a sidebar shows reservation details for a reservation by John Doe, including the number of seats (3), arrival time (04:45 PM), and status (Confirmed). The main area shows a table plan grid with time slots from 2:00 PM to 5:00 PM. The current time is 04:13 pm. The grid shows reservations for tables 1-2, 2-4, 8, 10, 11, 12, 14, and 16. A reservation for table 1-2 is highlighted in orange, showing a duration of 465 minutes and 2 people. Another reservation for table 8 is highlighted in pink, showing a duration of 420 minutes and 4 people. The bottom navigation bar includes links for FAQ, Terms of use, Imprint, Data privacy, and Privacy Settings.



Kliknite na **postojeću rezervaciju** kako biste prilagodili odabrane rezervacije. **Napomena: Predstojeći ili već u tijeku nije važno.**

The screenshot displays the DISH Reservation management interface. On the left, a sidebar contains navigation icons and a detailed view for a reservation. The main area shows a table plan for 'Restaurant' on 'Mon, 25/09/2023' at '04:20 pm'. The table is divided into sections for 2:00 PM, 3:00 PM, 4:00 PM, and 5:00 PM. A vertical line indicates the current time at 04:26 pm. Reservations are shown as colored blocks with table numbers, guest counts, and names. A reservation for 'John Doe' (2 people) at table 1-2 is highlighted with an orange box. Another reservation for 'John Doe' (4 people) at table 8 is also highlighted with an orange box. The sidebar on the left shows the reservation details for 'John Doe' (2 people) at 04:45 PM, with options to 'CHANGE TABLE' or 'SEE RESERVATION DETAILS'. The bottom of the interface includes a footer with 'Designed by Hospitality Digital GmbH. All rights reserved.' and links for 'FAQ', 'Terms of use', 'Imprint', 'Data privacy', and 'Privacy Settings'.



Lijevo će se prikazati podaci o odabranoj rezervaciji. Zatim imate različite opcije za odabir ovisno o statusu (stiglo, potvrđeno, nadolazeće) rezervacije.

The screenshot displays the DISH Reservation Admin Panel interface. On the left, a sidebar menu includes icons for home, reservations, tables, customers, status, settings, and search. The main area shows a reservation details panel for 'John Doe' with 8 seats, arrived at 04:00 PM. The reservation status is 'Arrived'. Below the details are buttons for 'END RESERVATION', 'CHANGE TABLE', and 'SEE RESERVATION DETAILS'. The main table plan shows a grid of tables (1-2, 2-4, 8, 10, 11, 12, 14, 16) with their respective seat counts and reservation status. A vertical yellow line indicates the current time is 04:27 PM. The reservation for John Doe is highlighted in orange, showing a duration of 465 minutes. Other reservations are shown in green and red.



Za dodavanje nove rezervacije odaberite željeni stol koji želite rezervirati.

DISH RESERVATION | Test Bistro Training

Mon, 25/09/2023 | 04:20 pm | Now

Restaurant

Arrived 1

8 seats | **John Doe** | 4 people | 04:00 PM

Customer information

- John Doe
- 4 people

Status: Arrived

END RESERVATION

CHANGE TABLE

SEE RESERVATION DETAILS

Next bookings 1

1-2 | **John Doe** | 2 people | 04:45 PM

Restaurant	04:00 PM	04:27 PM	04:45 PM
1-2 3 people		John Doe 2 people	
2-4 3 people			
8 8 people	John Doe 4 people		
10 4 people			
11 2 people			
12 2 people			
14 8 people			
16 8 people			

Designed by Hospitality Digital GmbH. All rights reserved.

FAQ | Terms of use | Imprint | Data privacy | Privacy Settings

Zatim kliknite na **simbol plus** za dodavanje nove rezervacije.

The screenshot displays the DISH Reservation Admin Panel interface. The top header shows the restaurant name 'Test Bistro Training' and the current date and time: 'Mon, 25/09/2023' at '04:20 pm'. The main area is a table plan grid with columns for time slots (12:00 PM, 3:00 PM, 4:00 PM, 5:00 PM) and rows for table numbers (1-2, 2-4, 8, 10, 11, 12, 14, 16). A vertical yellow line indicates the current time is 04:27 pm. The table 1-2 has a reservation for John Doe (2 people) from 4:00 PM to 4:45 PM. The table 8 has a reservation for John Doe (4 people) from 3:00 PM to 4:20 PM. The sidebar on the left shows reservation details for a confirmed reservation for John Doe (2 people) and a list of available tables with their seat counts. A plus sign icon in the sidebar is highlighted with an orange box, indicating the action to add a new reservation.

Otvorit će se novi zaslon za unos gdje možete unijeti tražene **podatke**.

The screenshot displays the DISH Reservation Admin Panel. On the left, a reservation form is visible, highlighted with an orange border. The form includes the following fields and options:

- Table:** 11
- Seats:** 2
- Time:** 04:20 pm
- Customer information:**
 - First name
 - Last name
 - Party size
 - Phone number
 - Email address
- Duration time:** 150 min
- Status:** Available
- Buttons:** CREATE RESERVATION, DON'T SAVE

On the right, a table shows the reservation plan for the restaurant. The table has columns for time slots (00:00 PM, 3:00 PM, 4:00 PM, 5:00 PM) and rows for tables (1-2, 2-4, 8, 10, 11, 12, 14, 16). The current time is 04:27 pm. Reservations are shown as colored blocks with details like duration and customer name.

Restaurant	00:00 PM	3:00 PM	4:00 PM	5:00 PM
1-2			465 minutes	John Doe 2
2-4				
8		420 minutes	John Doe 4	
10				
11				
12				
14				
16				

Footer: Designed by Hospitality Digital GmbH. All rights reserved. | FAQ | Terms of use | Imprint | Data privacy | Privacy Settings



Nakon što ste unijeli sve podatke o rezervaciji kliknite na **KREIRAJ REZERVACIJU** kako biste je dodali.

The screenshot shows the DISH Reservation admin interface. On the left is a reservation form with the following fields:

- Table: 11
- Seats: 2
- Time: 04:20 pm
- Customer information:
 - Name: Jane Doe
 - Phone number: 2
 - Email address: (empty)
- Duration time: 150 min
- Status: Available
- Buttons: CREATE RESERVATION (highlighted with an orange box), DON'T SAVE

On the right is a table showing the reservation plan for the restaurant. The table has columns for time slots (1:00 PM, 3:00 PM, 4:00 PM, 5:00 PM) and rows for tables (1-2, 2-4, 8, 10, 11, 12, 14, 16). A vertical yellow line indicates the current time is 04:27 pm. Reservations are shown as colored blocks with duration and customer information.

Restaurant	1:00 PM	3:00 PM	4:00 PM	5:00 PM
1-2			465 minutes John Doe 2	
2-4				
8		420 minutes John Doe 4		
10				
11				
12				
14				
16				

Footer: Designed by Hospitality Digital GmbH. All rights reserved. | FAQ | Terms of use | Imprint | Data privacy | Privacy Settings

Da biste promijenili područje svoje ustanove, kliknite na **slojeviti simbol**.

The screenshot shows the DISH Reservation Admin Dashboard. The top navigation bar includes the DISH logo, the restaurant name 'Test Bistro Training', and the current date and time 'Mon, 25/09/2023 04:41 pm'. The main area displays a table plan with columns for time slots (3:00 PM, 4:00 PM, 5:00 PM) and rows for tables (1-2, 2-4, 8, 10, 11, 12, 14, 16). A reservation for 'John Doe' is highlighted in orange, showing a duration of 465 minutes. The left sidebar contains a navigation menu with icons for restaurant, arrivals, bookings, customer information, status, and available tables. The 'Restaurant' section is currently selected, and a layered icon (slojeviti simbol) is highlighted in the top left of the restaurant view.

Zatim odaberite željeno područje klikom na njegov **naziv**.

The screenshot shows the DISH Reservation Admin Dashboard. The interface includes a sidebar with navigation icons and a main area displaying a reservation plan for the 'Restaurant' area. The plan is organized by time slots (3:00 PM, 4:00 PM, 5:00 PM) and table numbers (1-2, 2-4, 8, 10, 11, 12, 14, 16). A vertical yellow line indicates the current time is 04:41 pm. The 'Lounge' area is highlighted with an orange border in the sidebar.

Area	Table	Capacity	Reservation	Duration	Guest Name	Guest Count
Restaurant	1-2	3	John Doe	465 minutes	John Doe	2
	2-4	3				
	8	8	John Doe	420 minutes	John Doe	4
	10	4				
	11	2	Jane Doe	440 minutes	Jane Doe	2
	12	2				
	14	8				
	16	8				

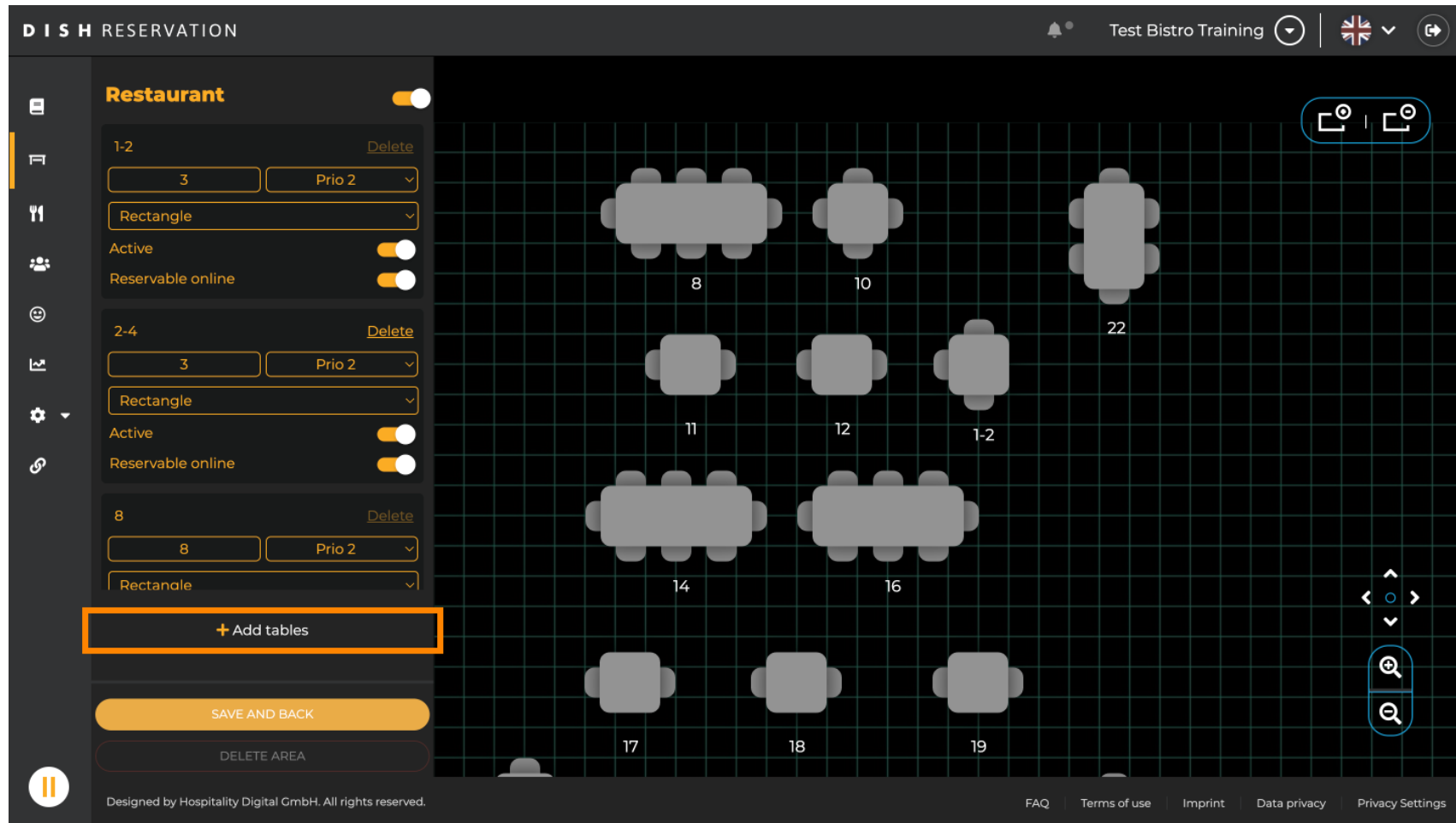
Footer: Designed by Hospitality Digital GmbH. All rights reserved. | [FAQ](#) | [Terms of use](#) | [Imprint](#) | [Data privacy](#) | [Privacy Settings](#)

Želite li urediti područje, kliknite na odgovarajuću **ikonu za uređivanje** .

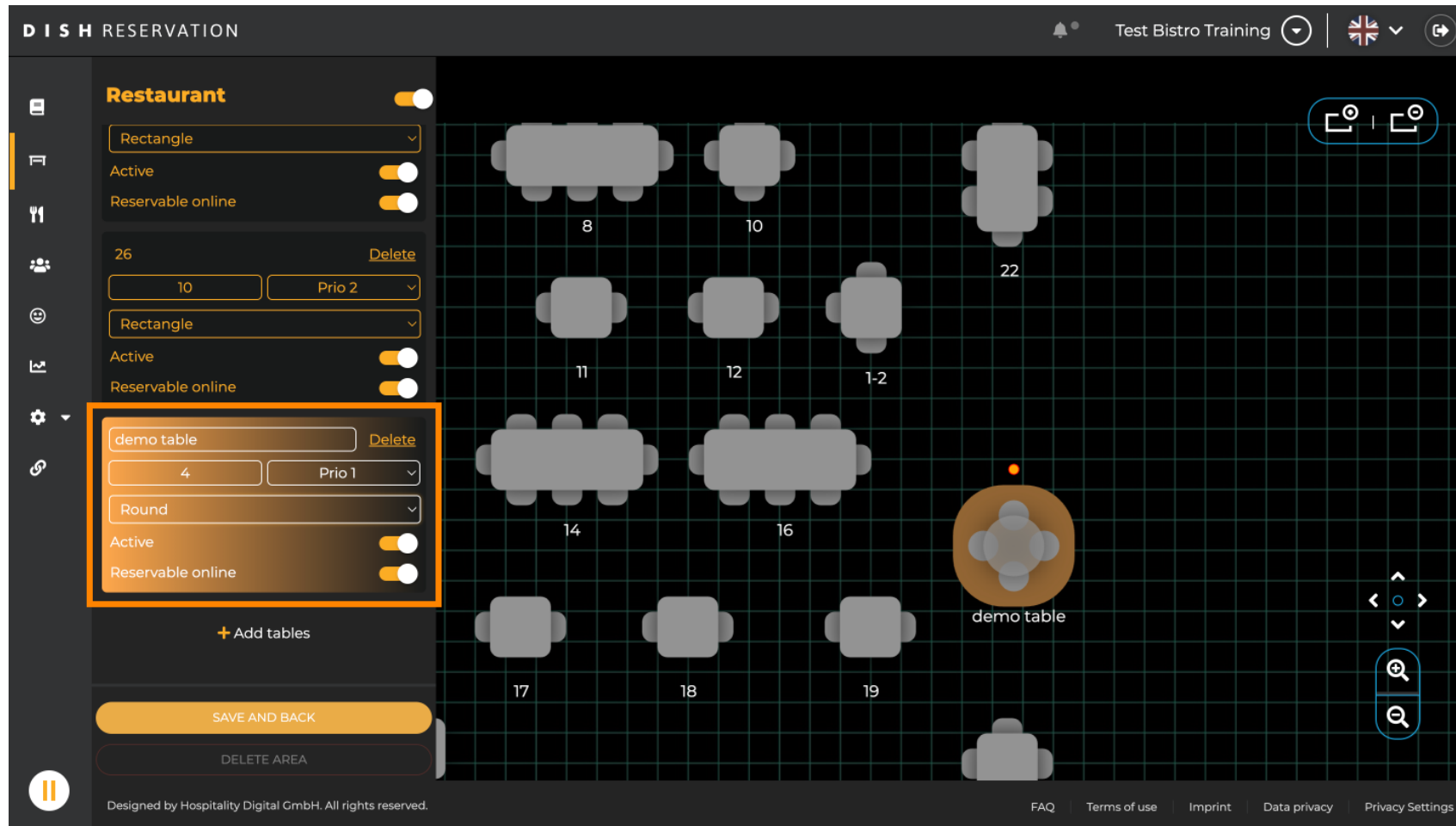
The screenshot displays the DISH Reservation Admin Dashboard. The interface includes a top navigation bar with the title 'DISH RESERVATION', a user profile 'Test Bistro Training', and a language selector. Below this is a sidebar menu with icons for various areas: BAR, Garten, Lounge, Restaurant, Terrasse, and Test 20. The main content area shows a reservation plan for 'Mon, 25/09/2023' at '04:41 pm'. The plan is organized into a grid with columns for time slots (3:00 PM, 4:00 PM, 5:00 PM) and rows for different areas. The 'Restaurant' area is highlighted, and its edit icon (a pencil) is circled in orange. The plan shows reservations for 'John Doe' and 'Jane Doe' with their respective durations and party sizes.

Area	Table Size	Personnel	Reservation 1	Reservation 2
Restaurant	1-2	3	465 minutes	John Doe (2)
Lounge	2-4	3		
Restaurant	8	8	420 minutes	John Doe (4)
Test 20	10	4		
+ Add areas	11	2	440 minutes	Jane Doe (2)
	12	2		
	14	8		
	16	8		

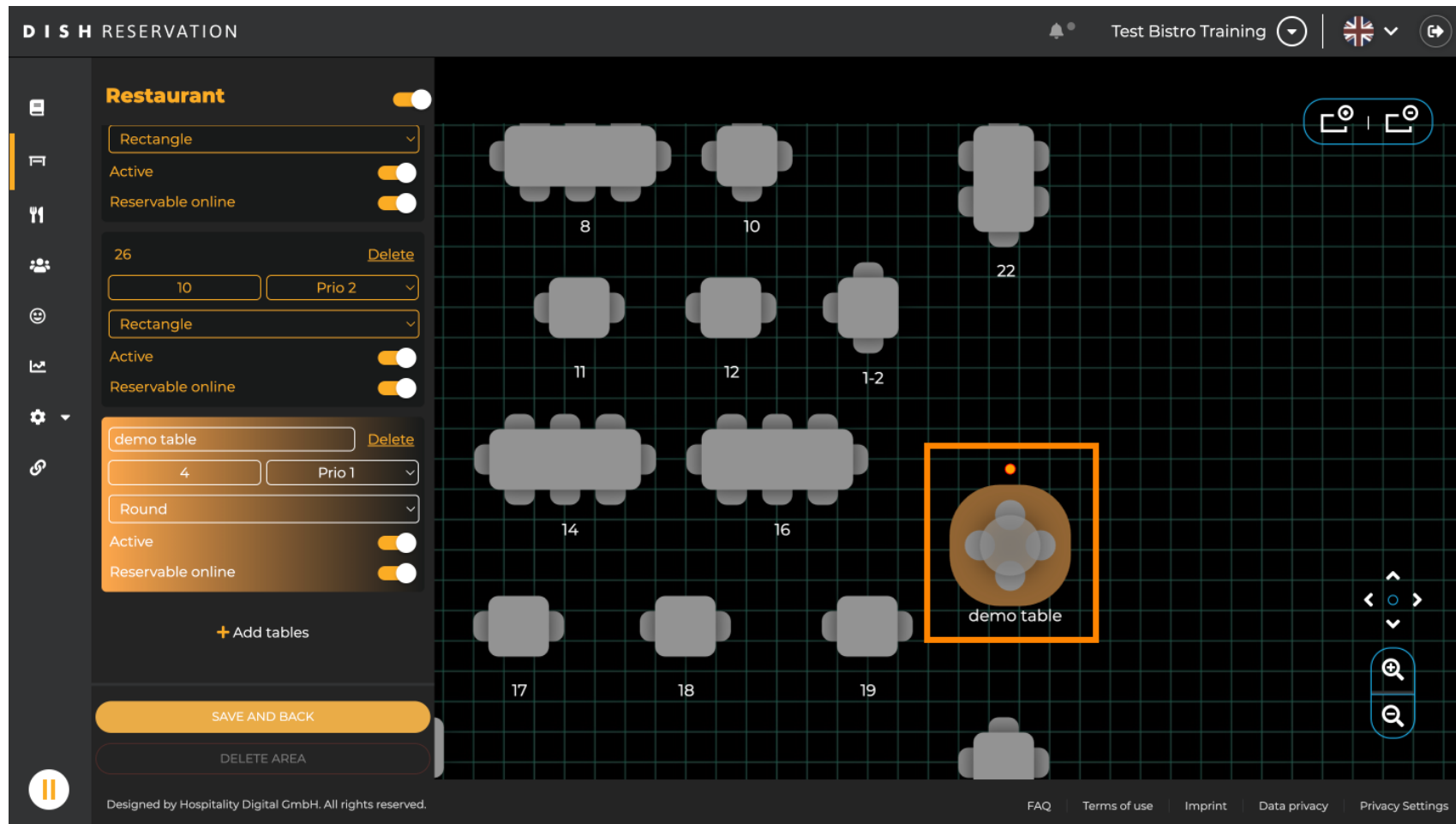
Sada možete dodavati tablice u ovo područje. Da biste to učinili kliknite na **+ Dodaj tablice**.



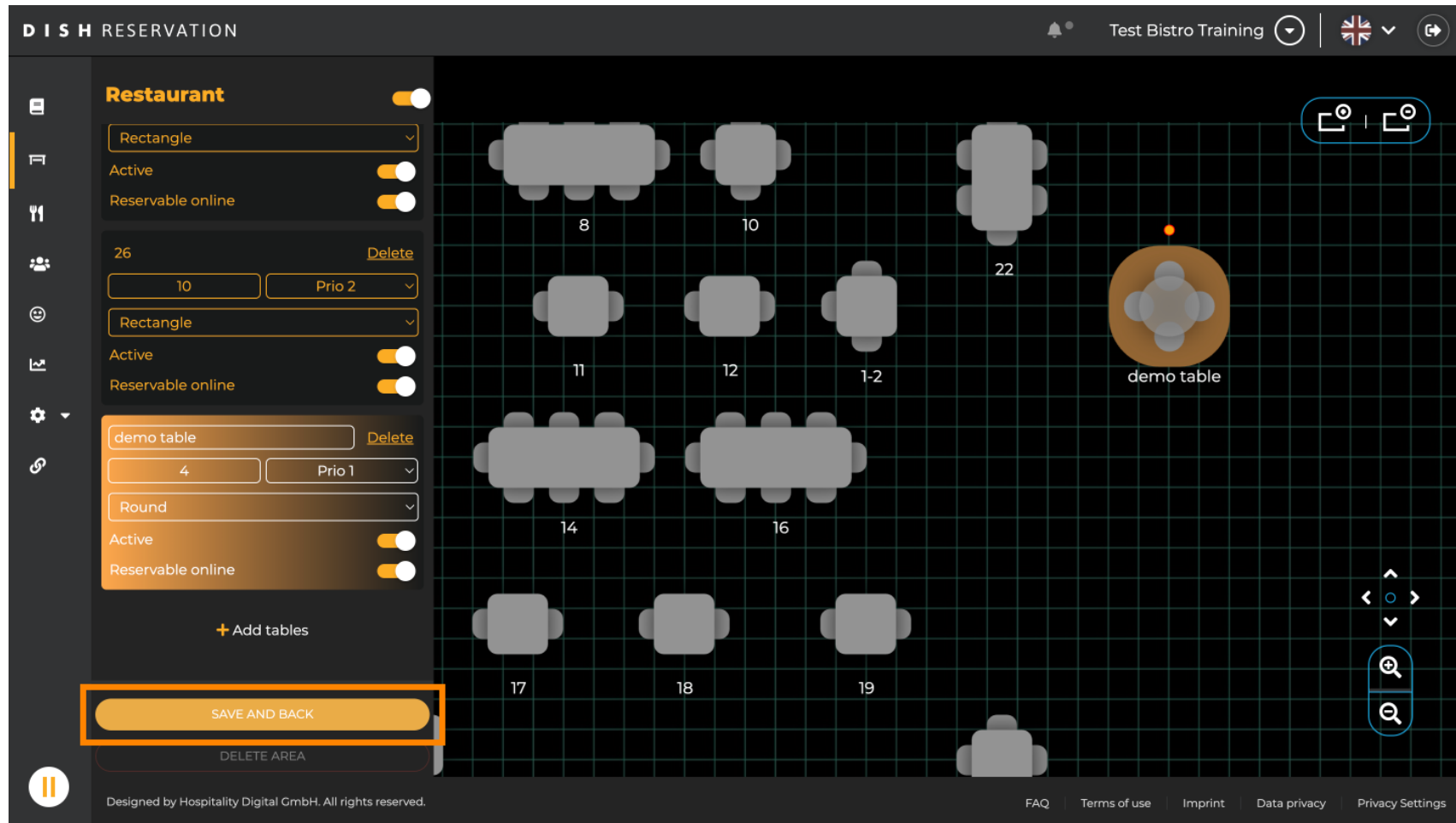
Pojavit će se nova **maska za unos** u koju morate dodati detalje tablice.



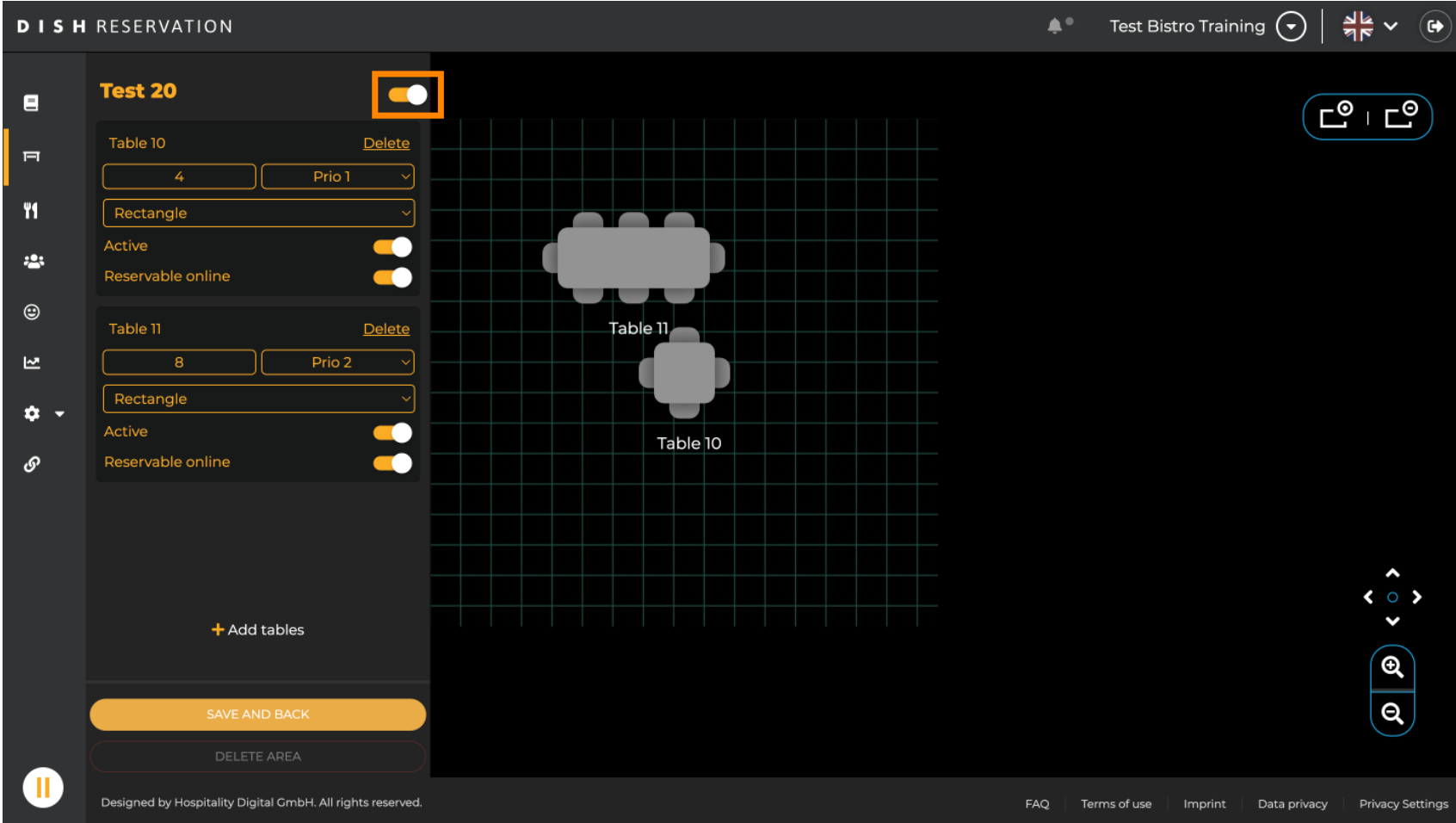
- Nakon što ste dodali pojedinosti, možete slobodno pomicati **novu tablicu** na vašem planu tablice. Jednostavno ga povucite i ispustite na željeno mjesto.



Zatim kliknite na **SPREMI I NATRAG** kako biste primijenili svoje promjene.



 Za onemogućavanje područja isključite **klizač**.



The screenshot displays the 'DISH RESERVATION' admin interface for 'Test 20'. The interface is dark-themed with a grid background for table placement. On the left, there are two table configuration panels for 'Table 10' and 'Table 11'. The 'Table 10' panel is highlighted with an orange box around its 'Active' toggle switch, which is currently turned off. The 'Table 11' panel also has its 'Active' toggle switch turned off. The main grid area shows two table icons: a larger one labeled 'Table 11' and a smaller one labeled 'Table 10'. At the bottom of the left sidebar, there are buttons for '+ Add tables', 'SAVE AND BACK', and 'DELETE AREA'. The top right corner shows 'Test Bistro Training' and a language selector. The bottom right corner has navigation and zoom controls. The footer contains the text 'Designed by Hospitality Digital GmbH. All rights reserved.' and links for 'FAQ', 'Terms of use', 'Imprint', 'Data privacy', and 'Privacy Settings'.



Ako želite ukloniti tablicu, kliknite **Izbriši**.

DISH RESERVATION | Test Bistro Training

Test 20

Table 10 **Delete**

4 Prio 1

Rectangle

Active

Reservable online

Table 11 **Delete**

8 Prio 2

Rectangle

Active

Reservable online

+ Add tables

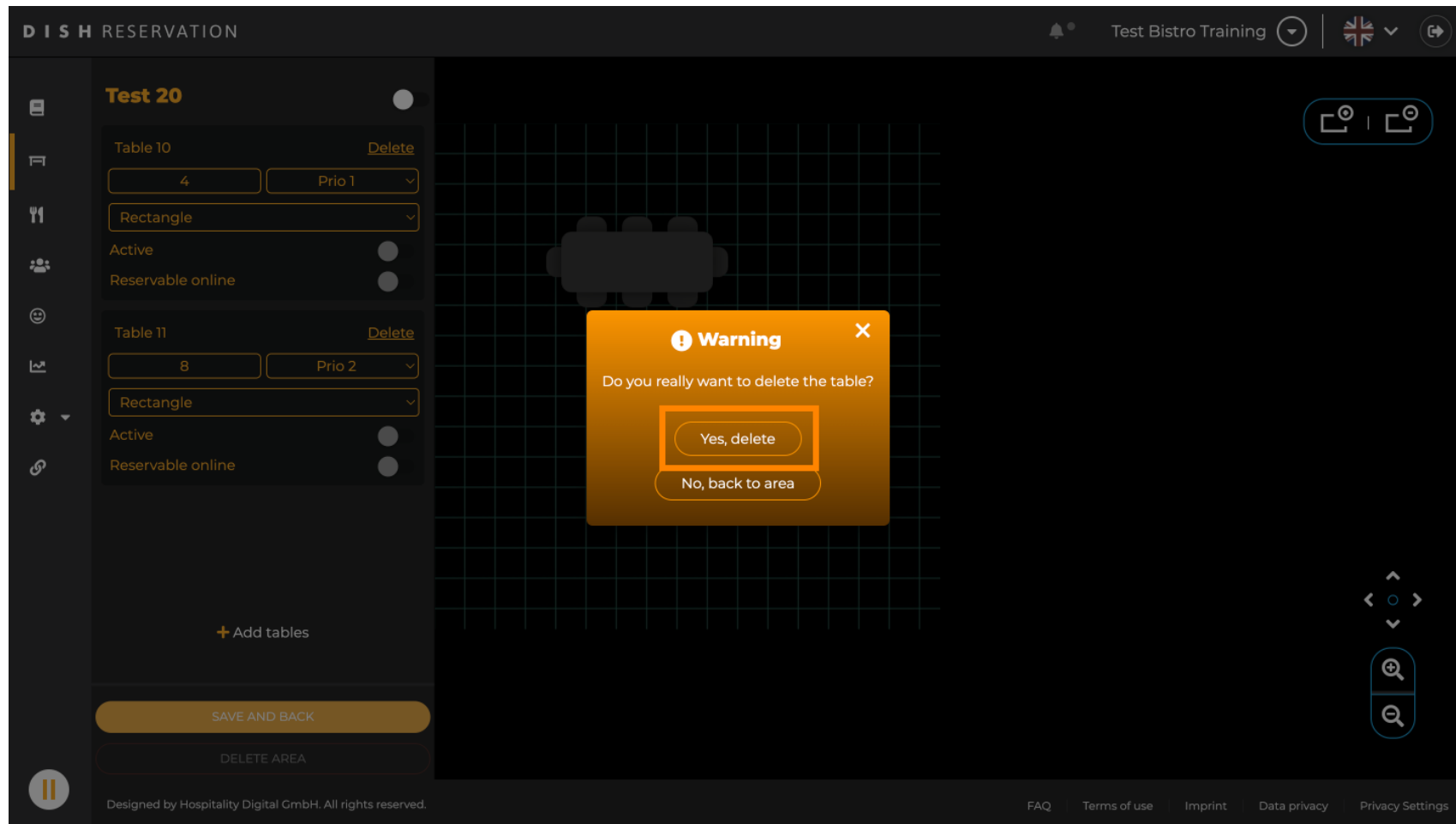
SAVE AND BACK

DELETE AREA

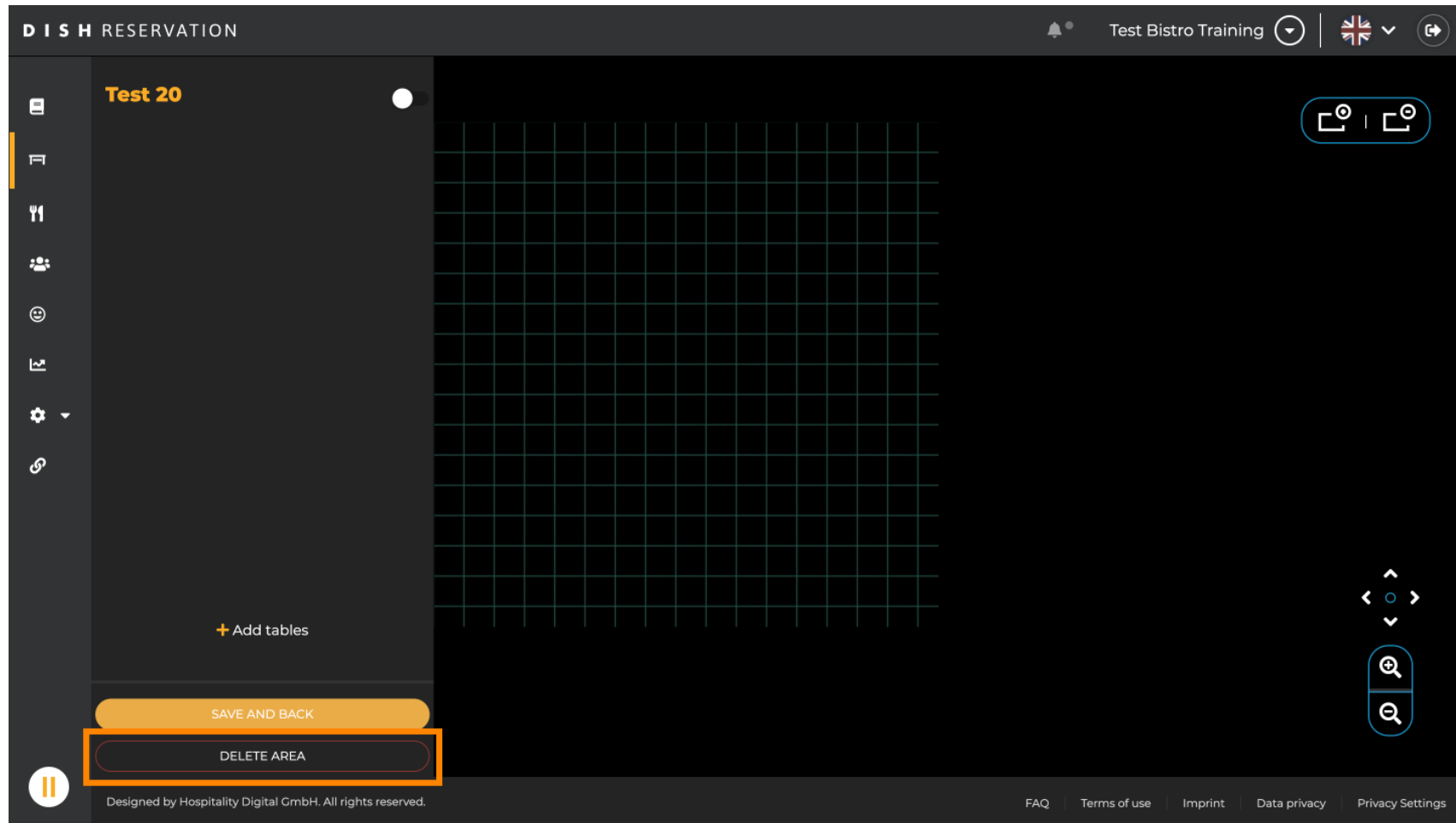
Designed by Hospitality Digital GmbH. All rights reserved.

FAQ | Terms of use | Imprint | Data privacy | Privacy Settings

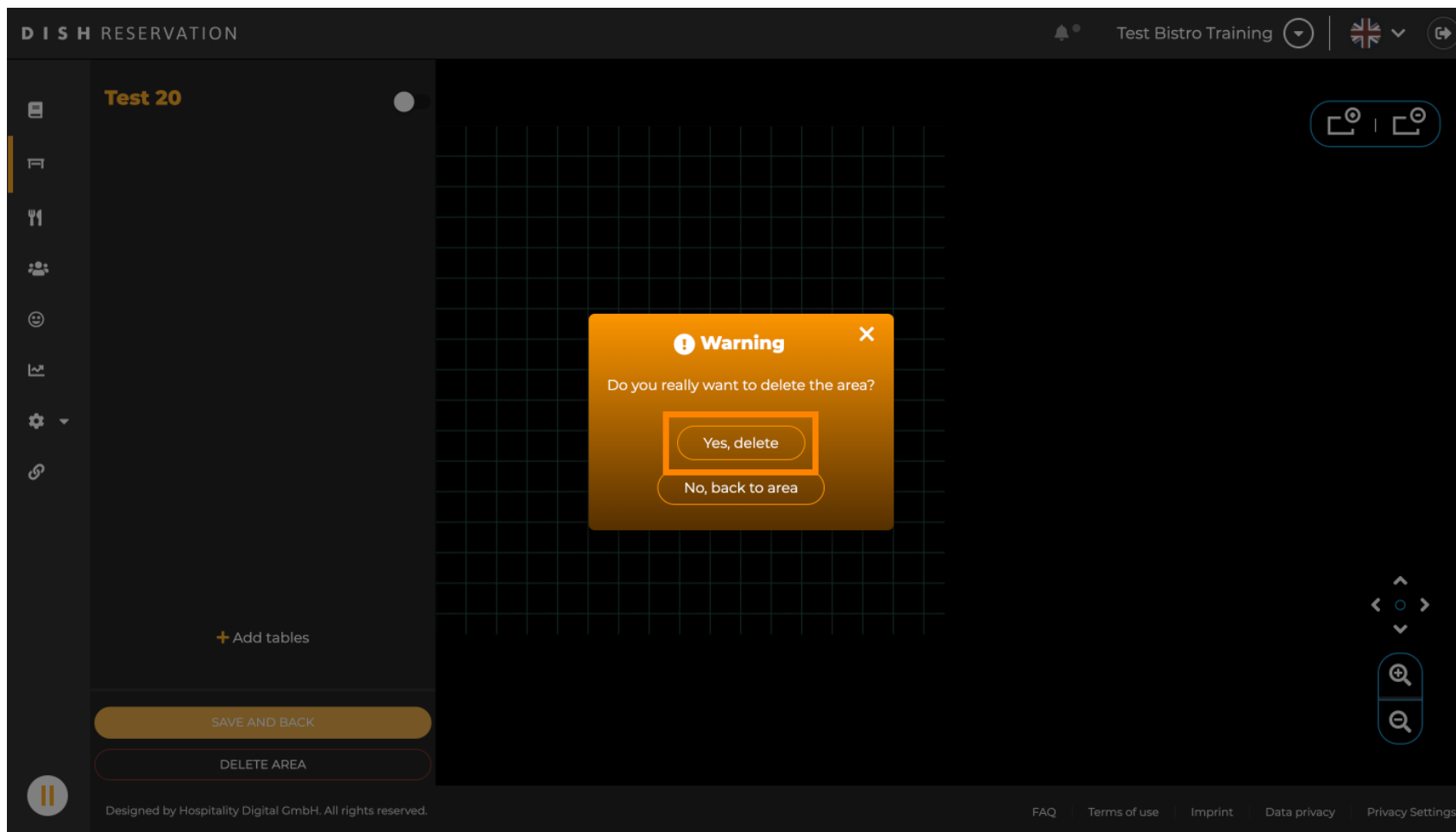
- Kako biste bili sigurni da ne izbrišete tablicu slučajno, od vas će se tražiti da potvrdite svoju radnju. Za potvrdu kliknite **Da, izbriši**.



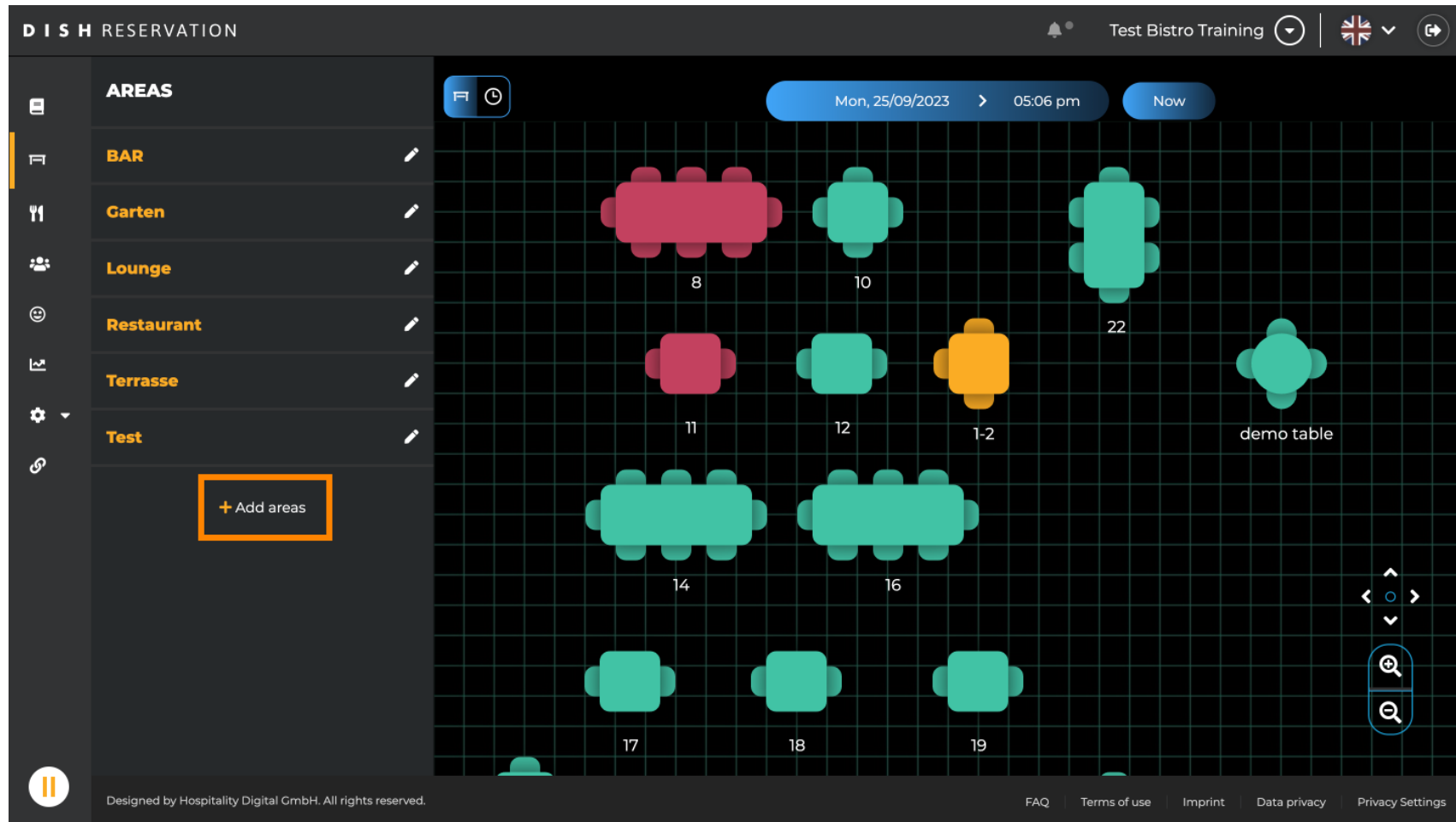
- 🔑 Za uklanjanje cijelog područja kliknite na **IZBRIŠI PODRUČJE** . Napomena: Za brisanje područja provjerite jesu li sve tablice izbrisane i je li područje onemogućeno.



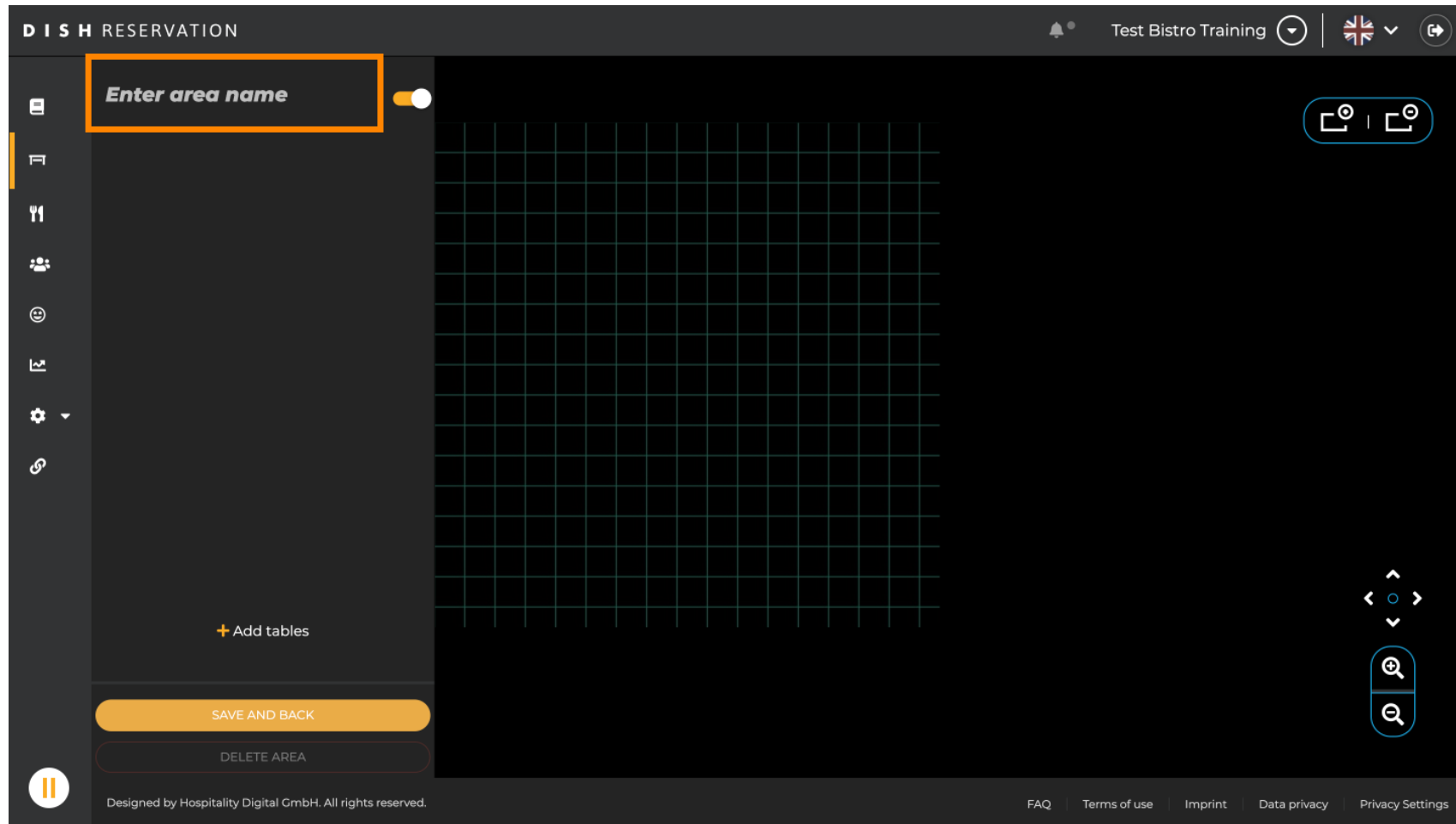
- Kako biste bili sigurni da nećete izbrisati područje u slučaju nezgode, od vas će se tražiti da potvrdite svoju radnju. Za potvrdu kliknite **Da, izbriši**.



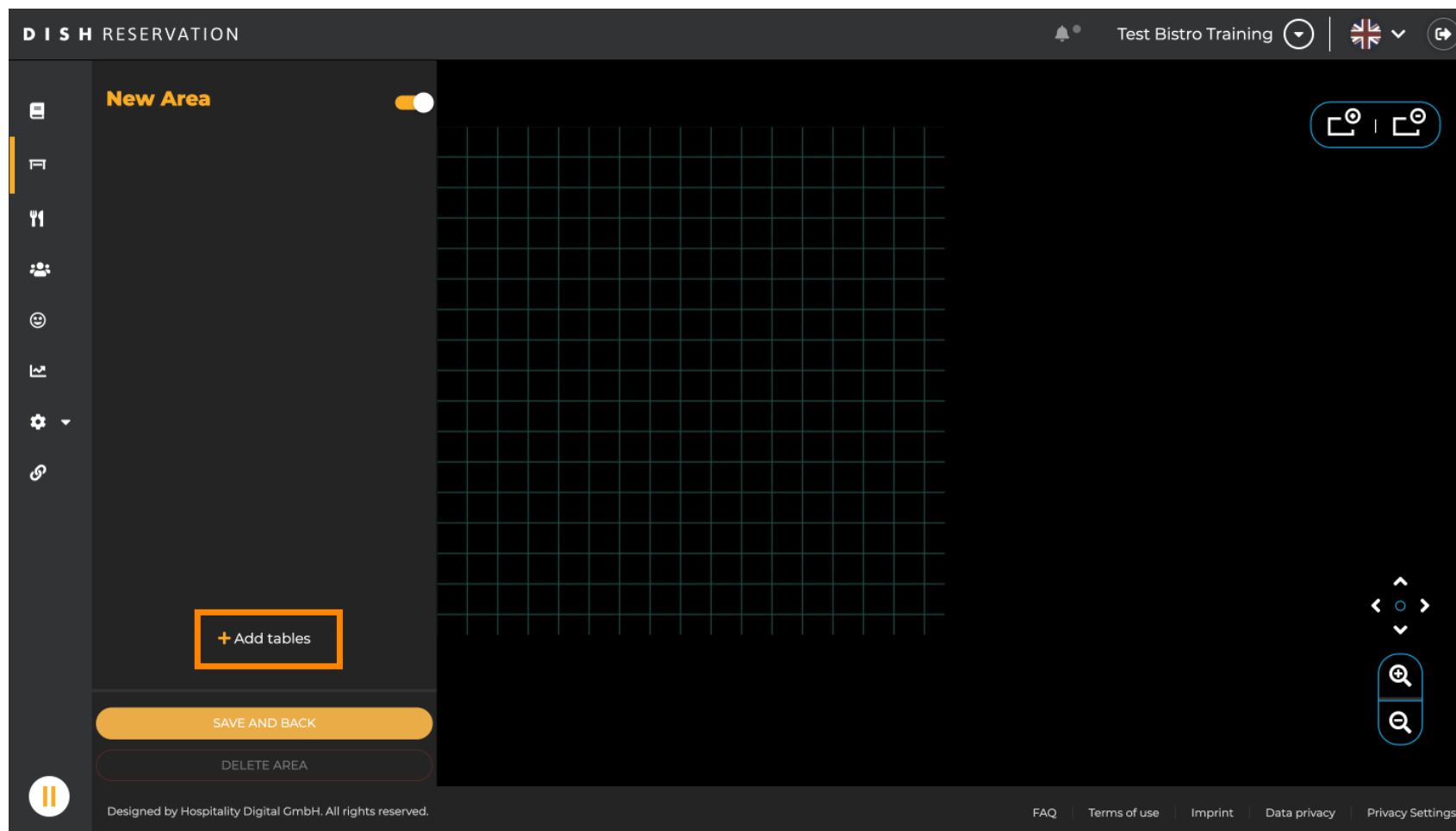
Klikom na **+ Dodaj područja** otvara se maska za unos naziva za novo područje.



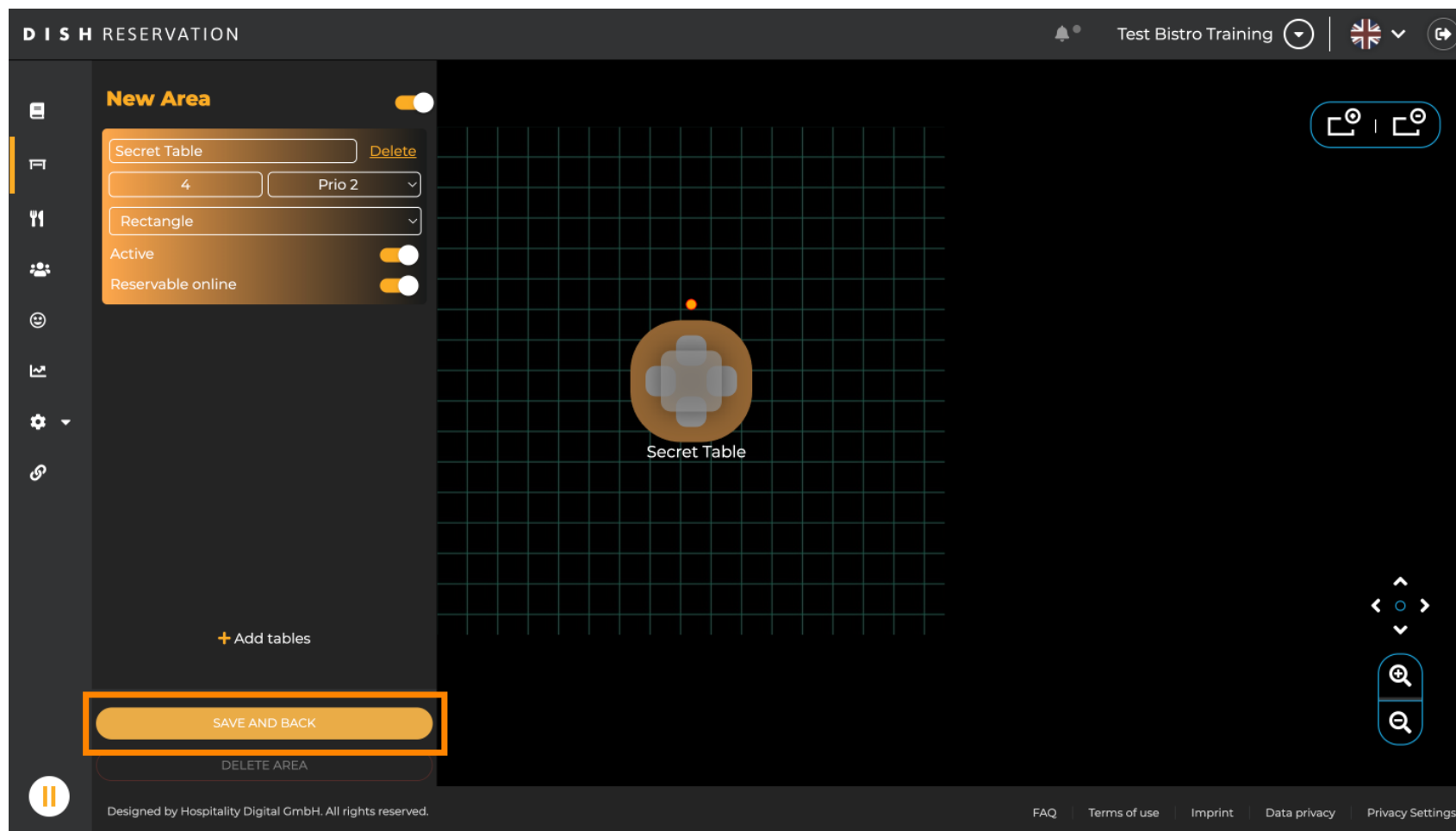
- Unesite naziv područja u odgovarajuće **tekstualno polje**.



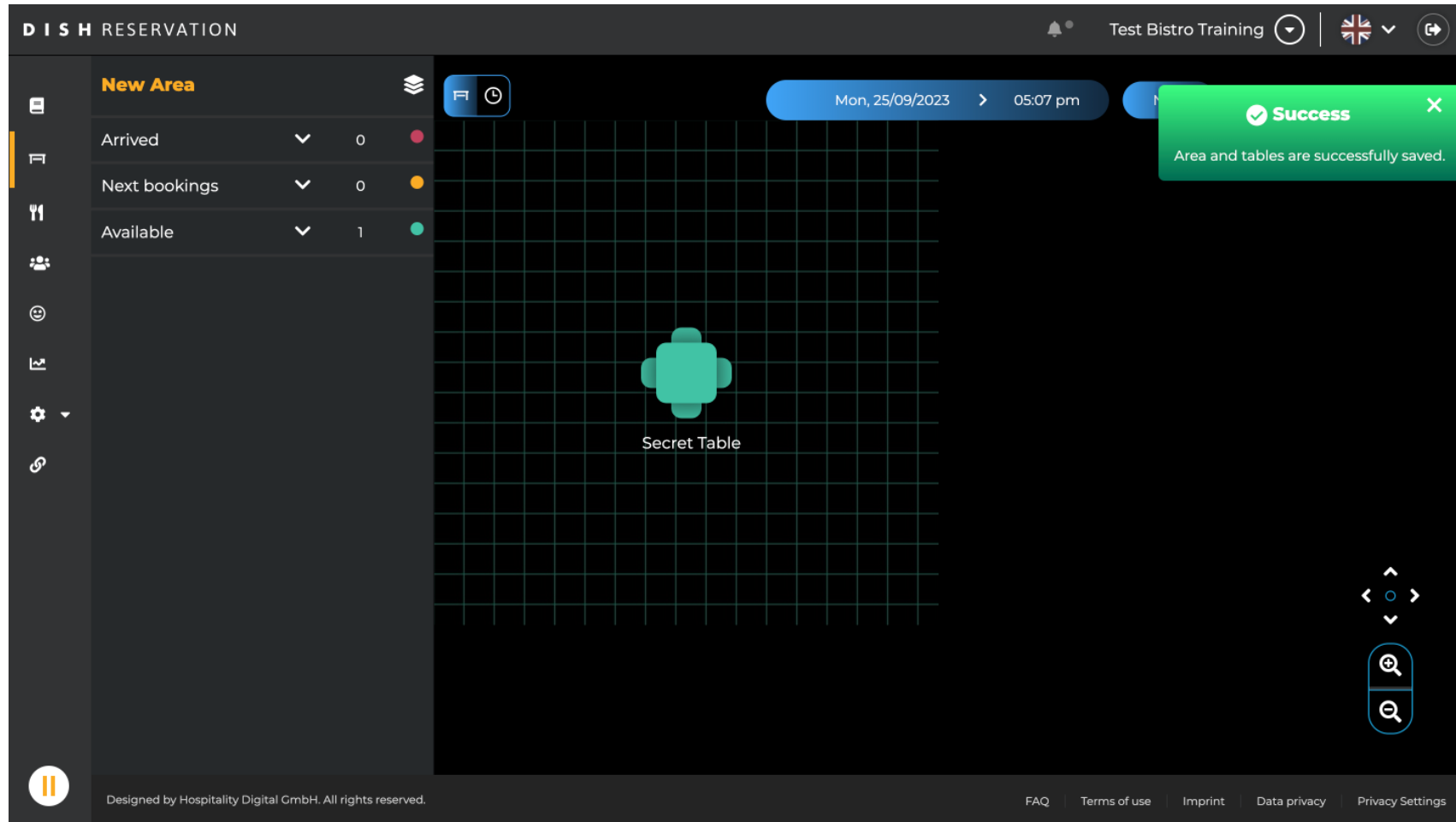
Kao što je prikazano u prethodnim koracima, možete kreirati i postaviti tablice klikom na **+ Dodaj tablice**



- Nakon što završite s postavljanjem novog područja, kliknite na **SPREMI I NATRAG** kako biste primijenili promjene.



 To je to. Završili ste poduku i sada imate pregled funkcija plana tablice.





Skenirajte za odlazak na interaktivni player