



Bine ați venit la tabloul de bord al **rezervării DISH**. În acest tutorial, vă arătăm cum să utilizați orele de serviciu.

The screenshot shows the DISH RESERVATION dashboard. At the top, there's a header with the logo and navigation options like 'Test Bistro Training' and a language selector. A teal banner at the top right contains the text 'Have a walk-in customer? Received a reservation request over phone / email? Don't forget to add it to your reservation book!' with 'WALK-IN' and 'ADD RESERVATION' buttons. Below this is a date range selector showing 'Mon, 2 Oct - Mon, 2 Oct'. A message states 'There is 1 active limit configured for the selected time period' with a 'Show more' dropdown. A filter bar shows 'All', 'Completed', 'Upcoming' (selected), and 'Cancelled' with counts: 0, 0, and 0/37 respectively. The main content area is empty with a 'No reservations available' message and a magnifying glass icon. A 'Print' button is at the bottom left, and a help icon is at the bottom right. The footer includes 'Designed by Hospitality Digital GmbH. All rights reserved.' and links for 'FAQ', 'Terms of use', 'Imprint', 'Data privacy', and 'Privacy Settings'.

Mai întâi, accesează **Setări** din meniul din stânga ta.

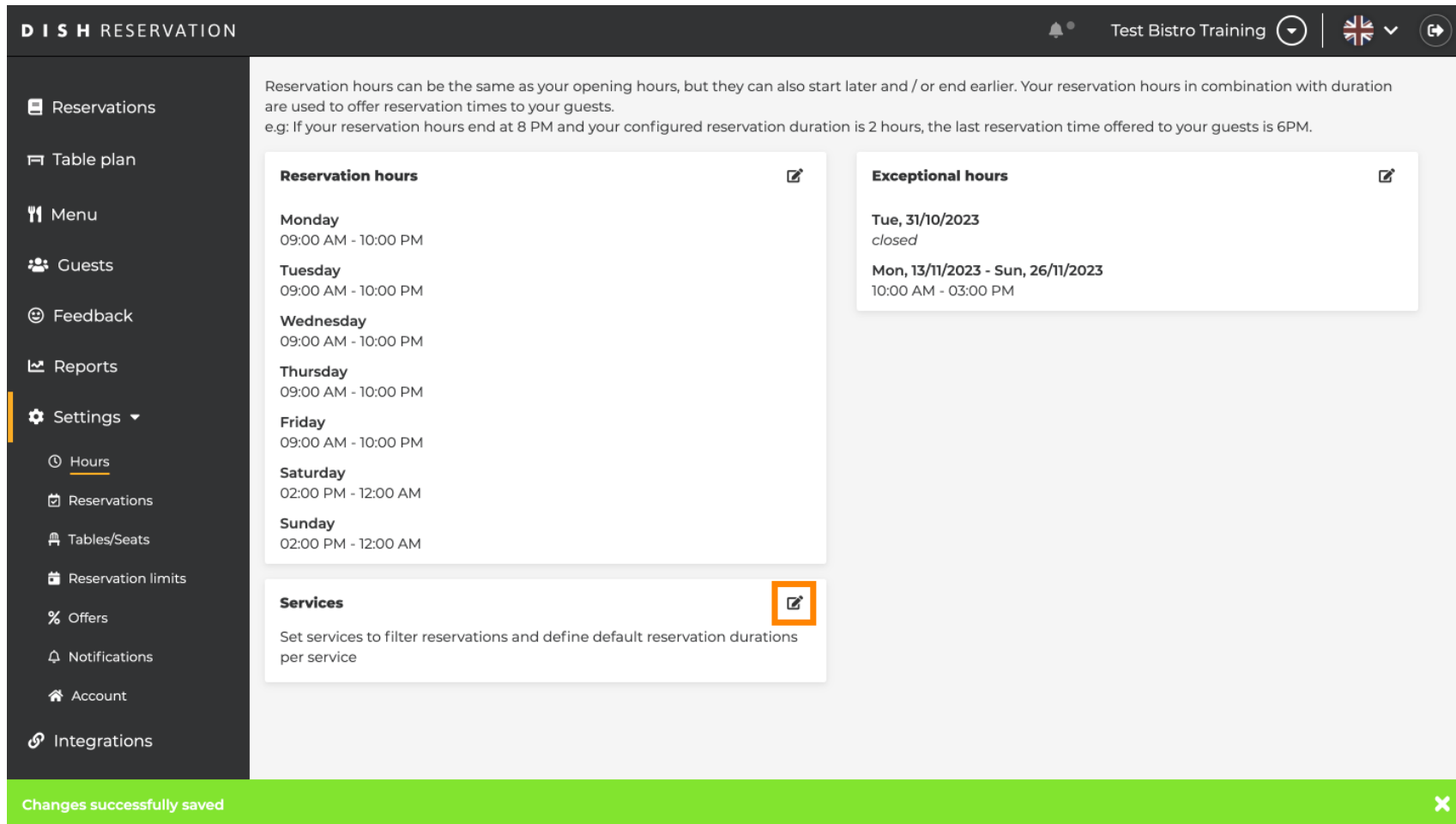
The screenshot displays the DISH RESERVATION interface. The top navigation bar includes the text "DISH RESERVATION", a notification bell, the user name "Test Bistro Training", a language selector (UK flag), and a refresh icon. The left sidebar contains a menu with the following items: Reservations, Table plan, Menu, Guests, Feedback, Reports, Settings (highlighted with an orange box), and Integrations. The main content area features a teal banner with the text "Have a walk-in customer? Received a reservation request over phone / email? Don't forget to add it to your reservation book!" and two buttons: "WALK-IN" and "ADD RESERVATION". Below this is a date range selector showing "Mon, 2 Oct - Mon, 2 Oct". A message states "There is 1 active limit configured for the selected time period" with a "Show more" dropdown. Filter tabs for "All", "Completed", "Upcoming" (selected), and "Cancelled" are present, along with icons for calendar, guests (0), and tables (0/37). The main content area shows "No reservations available" with an illustration of a person looking through binoculars. At the bottom, there is a "Print" button, a "Too many guests in house? Pause online reservations" warning with a pause icon, a "Designed by Hospitality Digital GmbH. All rights reserved." footer, and a help icon (question mark) in the bottom right corner. Additional footer links include "FAQ", "Terms of use", "Imprint", "Data privacy", and "Privacy Settings".

Și apoi selectați **Ore**.

The screenshot displays the DISH RESERVATION web application interface. The top navigation bar includes the text "DISH RESERVATION", a notification bell, the user name "Test Bistro Training", a language selector (UK flag), and a refresh icon. The left sidebar contains a list of menu items: Reservations, Table plan, Menu, Guests, Feedback, Reports, Settings, Hours (highlighted with an orange box), Reservations, Tables/Seats, Reservation limits, Offers, Notifications, Account, and Integrations. The main content area features a teal banner with the text "Have a walk-in customer? Received a reservation request over phone / email? Don't forget to add it to your reservation book!" and two buttons: "WALK-IN" and "ADD RESERVATION". Below this is a date selector showing "Mon, 2 Oct - Mon, 2 Oct". A message states "There is 1 active limit configured for the selected time period" with a "Show more" dropdown. A filter bar shows "All", "Completed", "Upcoming" (selected), and "Cancelled" options, along with icons for a calendar (0), people (0), and a table (0/37). The main content area displays a large circular icon of a person with binoculars and the text "No reservations available". A "Print" button is located at the bottom left of the main content area. The footer contains the text "Too many guests in house?", "Designed by Hospitality Digital GmbH. All rights reserved.", and a list of links: "FAQ", "Terms of use", "Imprint", "Data privacy", and "Privacy Settings". A yellow question mark icon is visible in the bottom right corner.



Pentru a configura anumite ore pentru serviciile dvs., faceți clic pe **pictograma de editare** corespunzătoare .



DISH RESERVATION Test Bistro Training

Reservations
Table plan
Menu
Guests
Feedback
Reports
Settings ▾
Hours
Reservations
Tables/Seats
Reservation limits
Offers
Notifications
Account
Integrations

Reservation hours can be the same as your opening hours, but they can also start later and / or end earlier. Your reservation hours in combination with duration are used to offer reservation times to your guests.
e.g: If your reservation hours end at 8 PM and your configured reservation duration is 2 hours, the last reservation time offered to your guests is 6PM.

Reservation hours [edit icon]

Monday
09:00 AM - 10:00 PM

Tuesday
09:00 AM - 10:00 PM

Wednesday
09:00 AM - 10:00 PM

Thursday
09:00 AM - 10:00 PM

Friday
09:00 AM - 10:00 PM

Saturday
02:00 PM - 12:00 AM

Sunday
02:00 PM - 12:00 AM

Services [edit icon]

Set services to filter reservations and define default reservation durations per service

Exceptional hours [edit icon]

Tue, 31/10/2023
closed

Mon, 13/11/2023 - Sun, 26/11/2023
10:00 AM - 03:00 PM

Changes successfully saved

Faceți clic pe **Adăugare** pentru a adăuga noi ore de serviciu.

The screenshot shows the 'DISH RESERVATION' interface. On the left is a dark sidebar with a menu: Reservations, Table plan, Menu, Guests, Feedback, Reports, Settings (expanded), Hours (selected), Reservations, Tables/Seats, Reservation limits, Offers, Notifications, Account, and Integrations. The main content area has a header 'DISH RESERVATION' and a user profile 'Test Bistro Training'. Below the header is a text block: 'Set up service periods to easily filter your reservations by services and get a better overview of incoming guests. With this, you will also be able to define default reservation durations for each service in settings/reservations (e.g. 1h for lunch and 2h for dinner)'. A dashed box contains the text 'Would you like to add more days?' with an 'Add' button highlighted by an orange border. Below this is a 'SAVE' button. At the bottom right, there are links for 'FAQ', 'Terms of use', 'Imprint', 'Data privacy', and 'Privacy Settings'. A notification at the bottom left says 'Too many guests in house?' with a pause icon.



Apoi selectați **zilele**, **ora și serviciul** specific pentru noile dvs. ore de serviciu.

DISH RESERVATION Test Bistro Training

Set up service periods to easily filter your reservations by services and get a better overview of incoming guests. With this, you will also be able to define default reservation durations for each service in settings/reservations (e.g. 1h for lunch and 2h for dinner).

Back

Day(s) **Time** ✕

Mon, Tue, Wed, Thu, Fri 12 : 00 am - 3 : 00 pm Lunch + -

Would you like to add more days? Add

SAVE

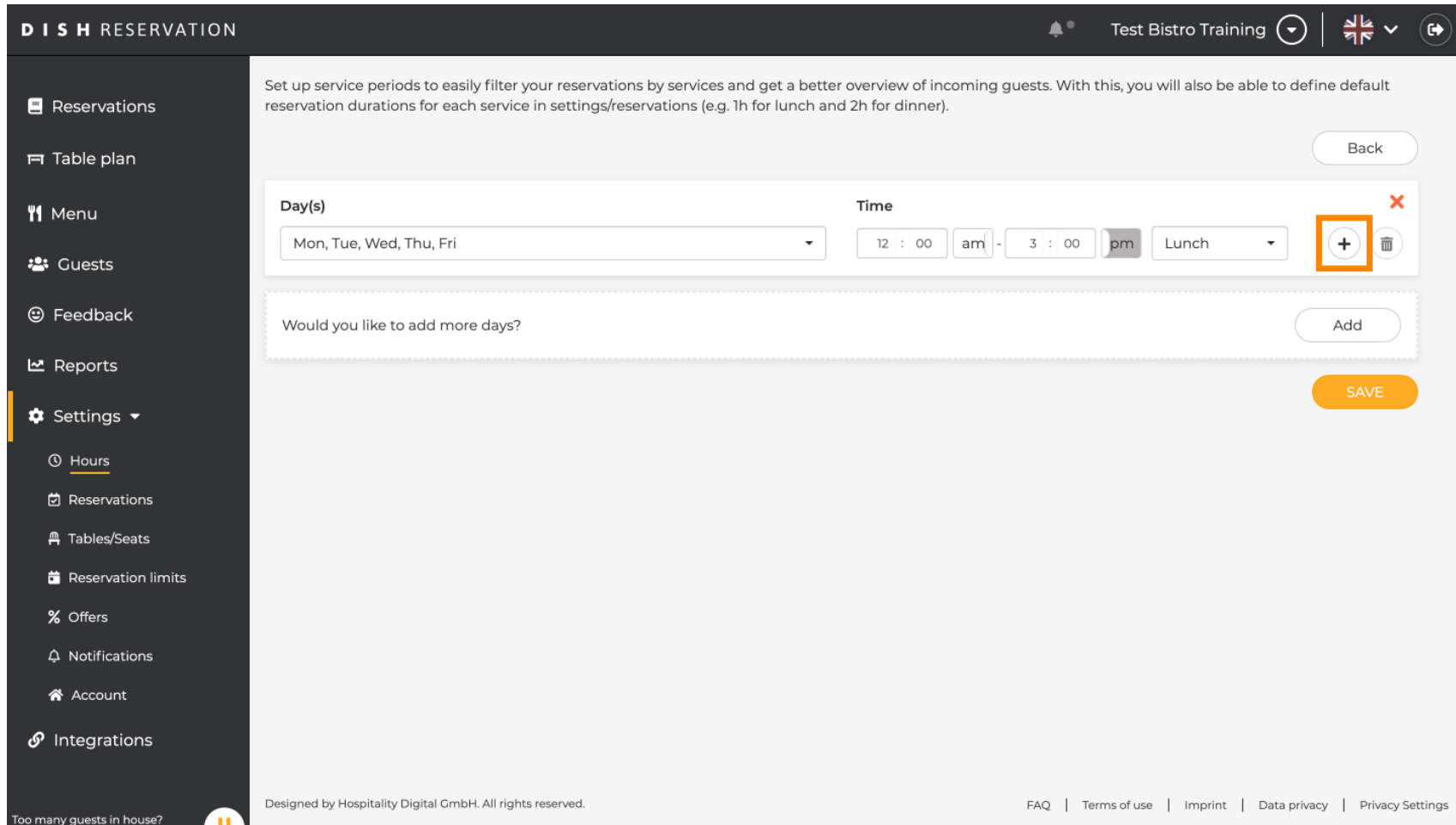
Too many guests in house?

Designed by Hospitality Digital GmbH. All rights reserved. FAQ | Terms of use | Imprint | Data privacy | Privacy Settings

🔔 Serviciile selectabile sunt **Mic dejun** , **Brunch** , **Prânz** și **Cină** .

The screenshot displays the 'DISH RESERVATION' settings page for 'Test Bistro Training'. The left sidebar contains navigation options: Reservations, Table plan, Menu, Guests, Feedback, Reports, Settings (expanded), Hours, Reservations, Tables/Seats, Reservation limits, Offers, Notifications, Account, and Integrations. The main content area is titled 'Set up service periods to easily filter your reservations by services and get a better overview of incoming guests. With this, you will also be able to define default reservation durations for each service in settings/reservations (e.g. 1h for lunch and 2h for dinner)'. Below this, there is a form for configuring a service period. The 'Day(s)' dropdown is set to 'Mon, Tue, Wed, Thu, Fri'. The 'Time' section shows '12 : 00 am - 03 : 00 pm' with a dropdown menu open for 'Lunch'. The dropdown menu lists 'Breakfast', 'Brunch', 'Lunch' (highlighted in orange), and 'Dinner'. There are '+', 'x', and 'Add' buttons, and a 'SAVE' button at the bottom right. A 'Back' button is also present. At the bottom, there is a footer with 'Designed by Hospitality Digital GmbH. All rights reserved.' and links for 'FAQ', 'Terms of use', 'Imprint', 'Data privacy', and 'Privacy Settings'. A notification at the bottom left says 'Too many guests in house?' with a pause icon.

 Făcând clic pe **pictograma plus**, adăugați un alt serviciu pentru aceeași selecție de zile.



DISH RESERVATION Test Bistro Training

Set up service periods to easily filter your reservations by services and get a better overview of incoming guests. With this, you will also be able to define default reservation durations for each service in settings/reservations (e.g. 1h for lunch and 2h for dinner).

Back

Day(s) Time

Mon, Tue, Wed, Thu, Fri 12 : 00 am - 3 : 00 pm Lunch

Would you like to add more days? Add

SAVE

Designed by Hospitality Digital GmbH. All rights reserved. FAQ | Terms of use | Imprint | Data privacy | Privacy Settings

🕒 Pur și simplu introduceți **ora** și selectați **serviciul** pe care doriți să îl adăugați.

DISH RESERVATION Test Bistro Training

Set up service periods to easily filter your reservations by services and get a better overview of incoming guests. With this, you will also be able to define default reservation durations for each service in settings/reservations (e.g. 1h for lunch and 2h for dinner).

Back

Day(s) Time

Mon, Tue, Wed, Thu, Fri 12 : 00 am - 03 : 00 pm Lunch

: 00 am - : 00 am Select service

Would you like to add more days? Add

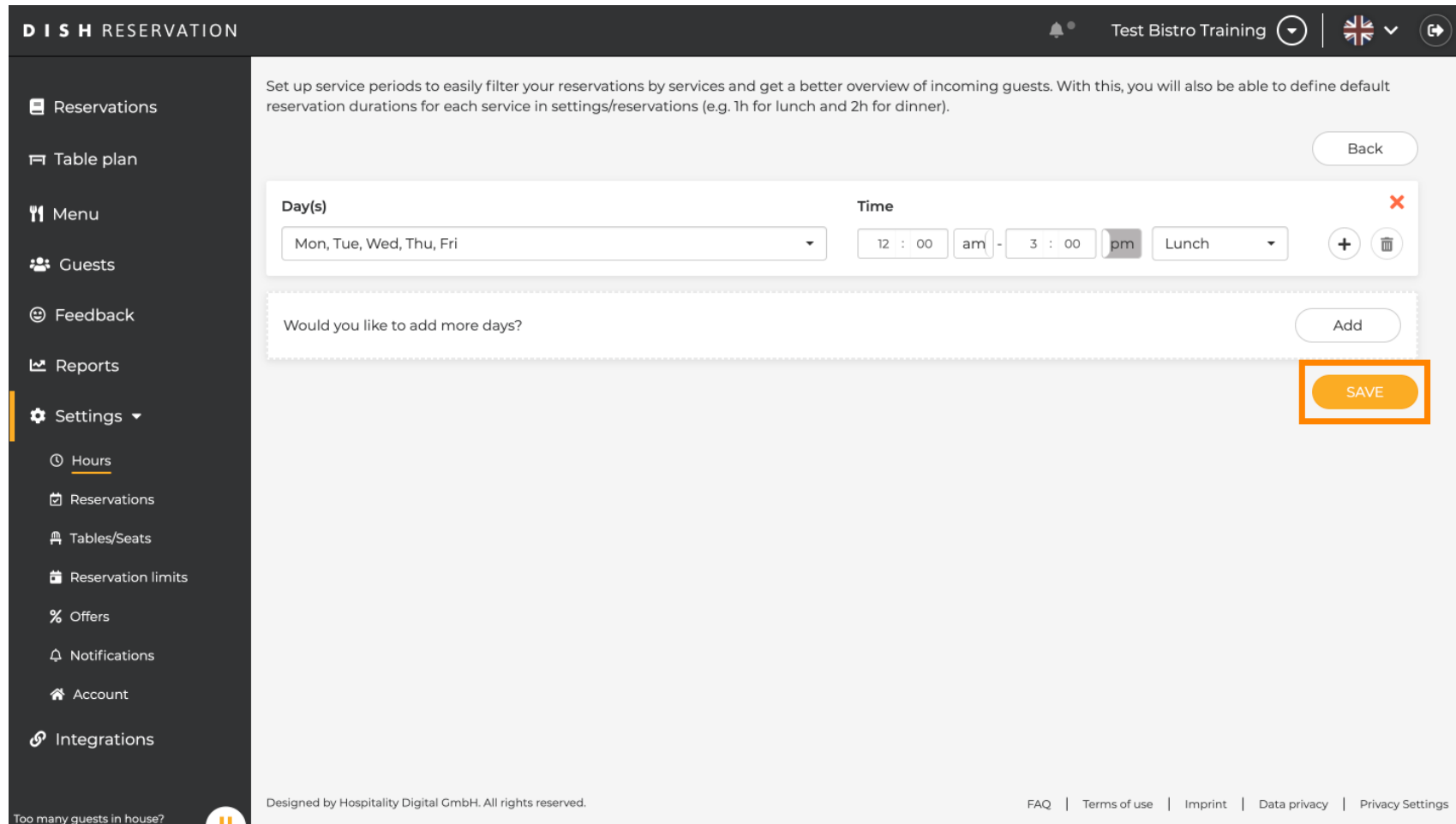
SAVE

Too many guests in house?

Designed by Hospitality Digital GmbH. All rights reserved. FAQ | Terms of use | Imprint | Data privacy | Privacy Settings



După ce ați terminat, faceți clic pe **SALVARE** pentru a aplica modificările.



DISH RESERVATION Test Bistro Training

Set up service periods to easily filter your reservations by services and get a better overview of incoming guests. With this, you will also be able to define default reservation durations for each service in settings/reservations (e.g. 1h for lunch and 2h for dinner).

Back

Day(s) Time

Mon, Tue, Wed, Thu, Fri 12 : 00 am - 3 : 00 pm Lunch

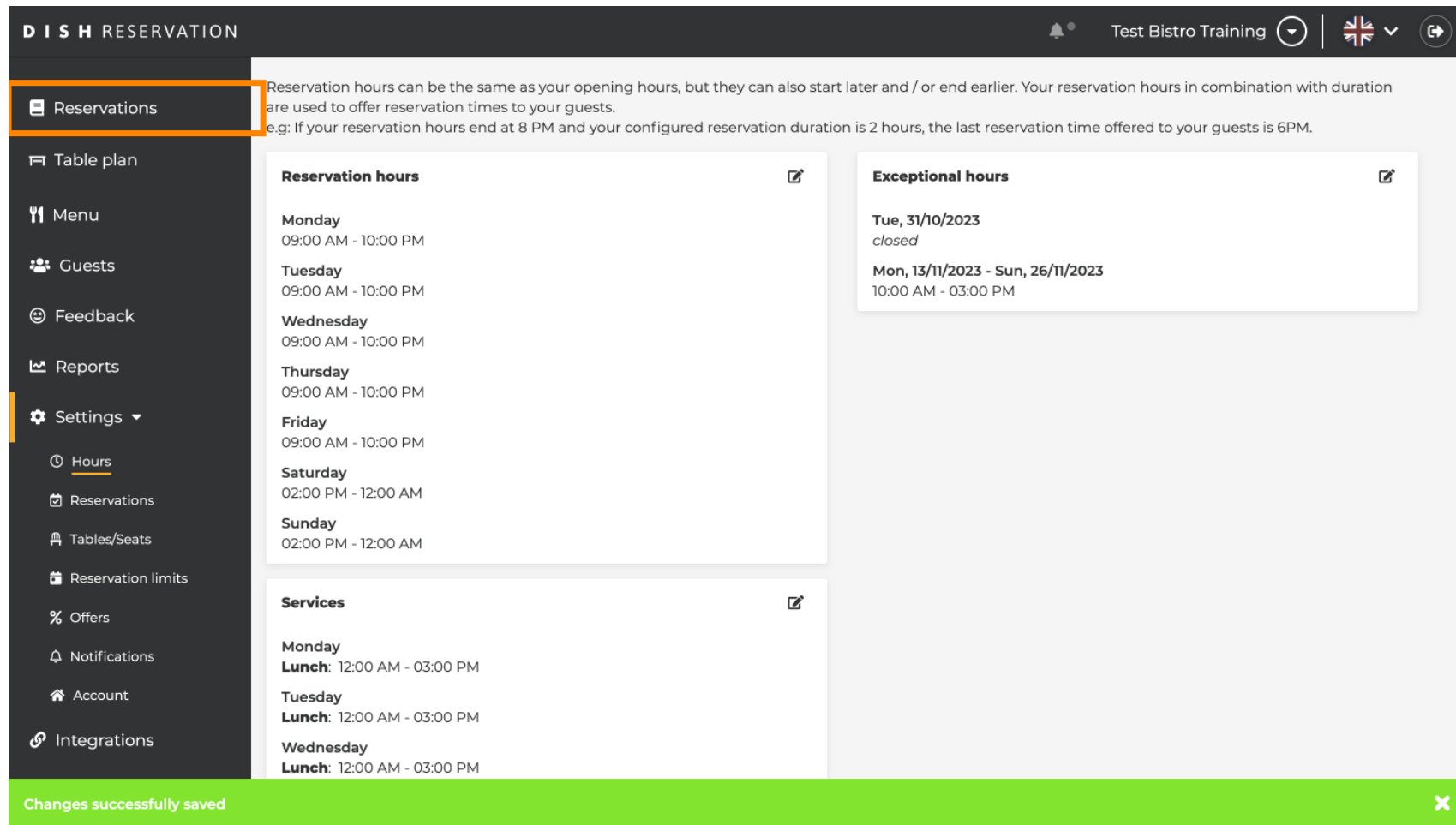
Would you like to add more days? Add

SAVE

Designed by Hospitality Digital GmbH. All rights reserved. FAQ | Terms of use | Imprint | Data privacy | Privacy Settings



Acum faceți clic pe **rezervări** pentru a vedea cum orele de serviciu vă sprijină în activitatea dumneavoastră zilnică.



DISH RESERVATION | Test Bistro Training

Reservations

Reservation hours can be the same as your opening hours, but they can also start later and / or end earlier. Your reservation hours in combination with duration are used to offer reservation times to your guests.
e.g: If your reservation hours end at 8 PM and your configured reservation duration is 2 hours, the last reservation time offered to your guests is 6PM.

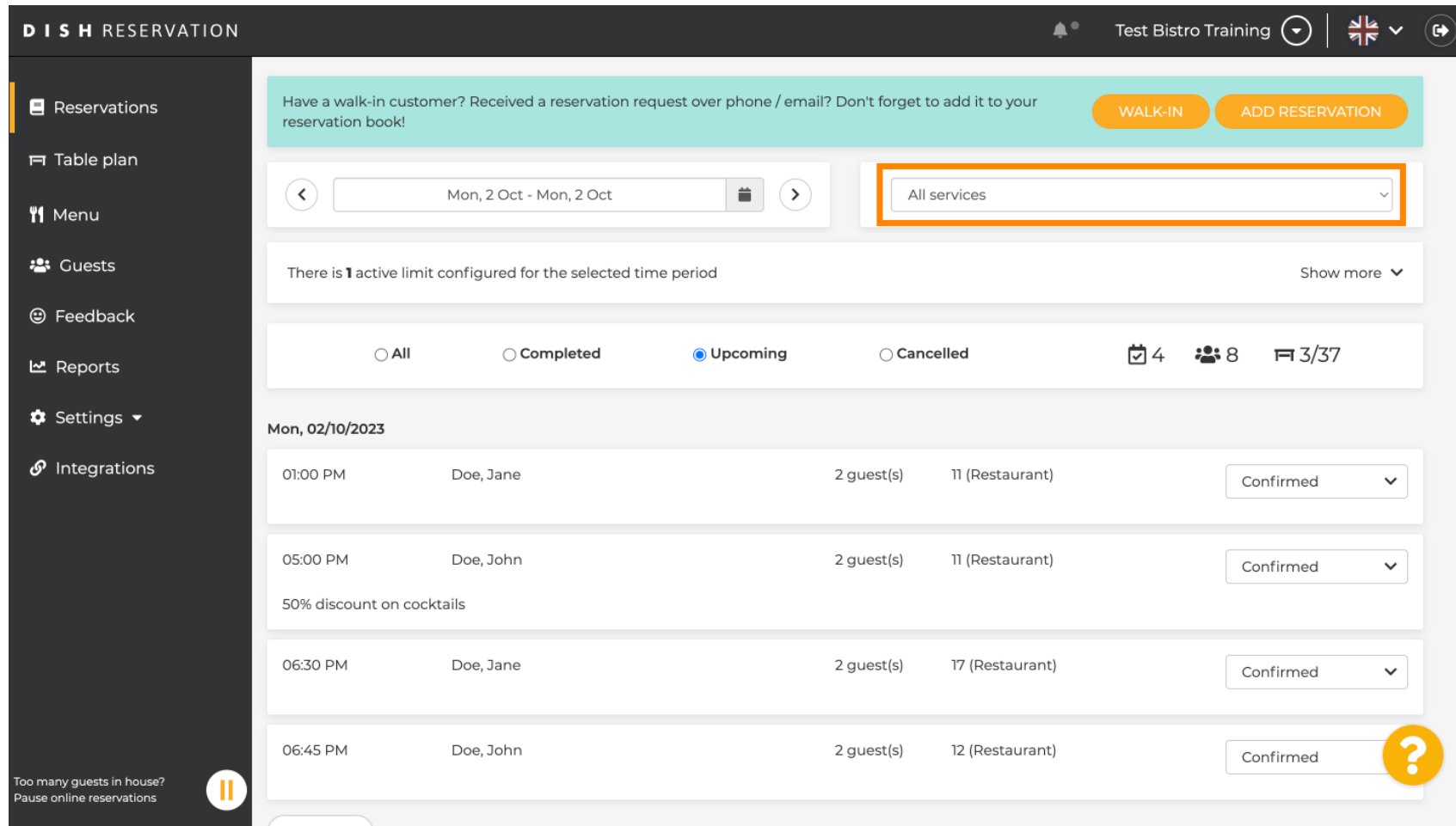
Reservation hours	Exceptional hours
Monday 09:00 AM - 10:00 PM Tuesday 09:00 AM - 10:00 PM Wednesday 09:00 AM - 10:00 PM Thursday 09:00 AM - 10:00 PM Friday 09:00 AM - 10:00 PM Saturday 02:00 PM - 12:00 AM Sunday 02:00 PM - 12:00 AM	Tue, 31/10/2023 closed Mon, 13/11/2023 - Sun, 26/11/2023 10:00 AM - 03:00 PM

Services
Monday Lunch: 12:00 AM - 03:00 PM Tuesday Lunch: 12:00 AM - 03:00 PM Wednesday Lunch: 12:00 AM - 03:00 PM

Changes successfully saved



Întors în prezentarea generală a rezervărilor dvs., acum le puteți filtra după servicii.



The screenshot shows the DISH RESERVATION interface. At the top, there's a header with the logo and user information. Below that, a navigation sidebar is visible on the left. The main content area features a teal banner with a message and two buttons: 'WALK-IN' and 'ADD RESERVATION'. Below the banner, there's a date range selector set to 'Mon, 2 Oct - Mon, 2 Oct' and a dropdown menu for filtering by service, which is currently set to 'All services' and highlighted with an orange border. Underneath, there's a summary of active limits and a filter bar with radio buttons for 'All', 'Completed', 'Upcoming', and 'Cancelled'. The main table displays reservation details for 'Mon, 02/10/2023', including time slots, guest names, guest counts, and restaurant names. Each row has a 'Confirmed' status dropdown. A red question mark icon is present in the bottom right corner of the table area.

Time	Guest Name	Guest Count	Restaurant	Status
01:00 PM	Doe, Jane	2 guest(s)	11 (Restaurant)	Confirmed
05:00 PM	Doe, John	2 guest(s)	11 (Restaurant)	Confirmed
50% discount on cocktails				
06:30 PM	Doe, Jane	2 guest(s)	17 (Restaurant)	Confirmed
06:45 PM	Doe, John	2 guest(s)	12 (Restaurant)	Confirmed



Rezervările vor fi clasificate automat în perioade de masă ținând cont de ora rezervării.

DISH RESERVATION Test Bistro Training

Have a walk-in customer? Received a reservation request over phone / email? Don't forget to add it to your reservation book! **WALK-IN** **ADD RESERVATION**

Mon, 2 Oct - Mon, 2 Oct Lunch

There is 1 active limit configured for the selected time period Show more

All Completed Upcoming Cancelled 1 2 1/37

Mon, 02/10/2023

01:00 PM	Doe, Jane	2 guest(s)	11 (Restaurant)	Confirmed
----------	-----------	------------	-----------------	-----------

Print

Too many guests in house? Pause online reservations

Designed by Hospitality Digital GmbH. All rights reserved. [FAQ](#) | [Terms of use](#) | [Imprint](#) | [Data privacy](#) | [Privacy Settings](#)



Asta este. Ați finalizat tutorialul și acum cum să utilizați orele de serviciu.

The screenshot displays the DISH RESERVATION interface. On the left is a dark sidebar with navigation options: Reservations, Table plan, Menu, Guests, Feedback, Reports, Settings, and Integrations. The main content area features a teal banner with a message about walk-in customers and two buttons: WALK-IN and ADD RESERVATION. Below this is a date and time selector showing 'Mon, 2 Oct - Mon, 2 Oct' and a dropdown menu set to 'Lunch'. A status message indicates '1 active limit configured for the selected time period'. Filter buttons for 'All', 'Completed', 'Upcoming', and 'Cancelled' are present, along with summary icons for 1 calendar, 2 people, and 1/37 tables. A reservation card for 'Mon, 02/10/2023' at '01:00 PM' for 'Doe, Jane' (2 guest(s) at 11 (Restaurant)) is shown with a 'Confirmed' status. A 'Print' button is located below the reservation card. At the bottom, there is a footer with a 'Too many guests in house? Pause online reservations' warning, a 'Print' icon, and a copyright notice: 'Designed by Hospitality Digital GmbH. All rights reserved.' On the right side of the footer, there are links for 'FAQ', 'Terms of use', 'Imprint', 'Data privacy', and 'Privacy Settings', and a yellow question mark icon.



Scanați pentru a accesa playerul interactiv