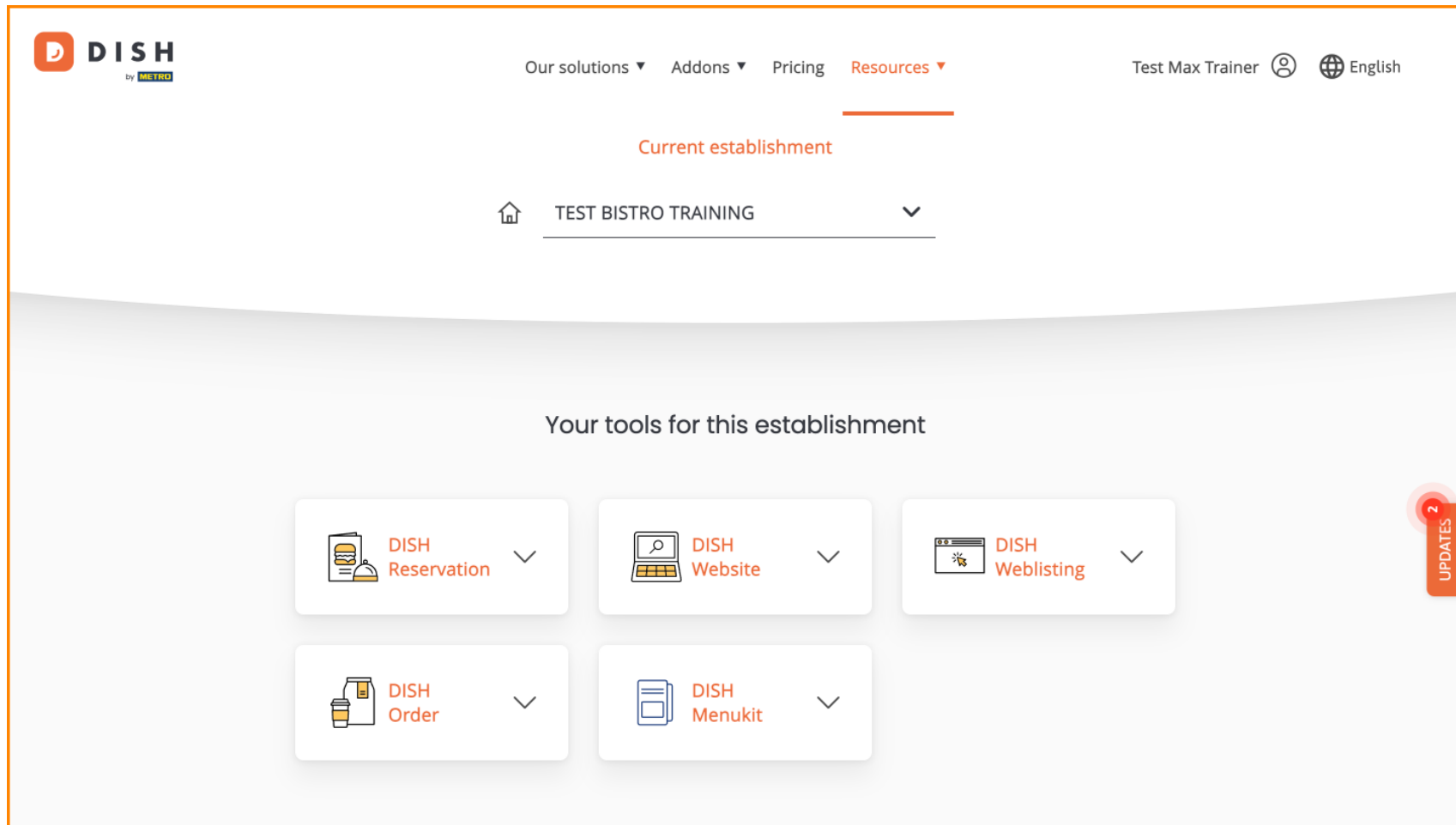




Üdvözljük a [dish.co irányítópultján](https://dish.co). Ebben az oktatóanyagban bemutatjuk, hogyan kezelheti értesítési beállításait.



The screenshot shows the DISH dashboard interface. At the top left is the DISH by METRO logo. The top navigation bar includes 'Our solutions', 'Addons', 'Pricing', and 'Resources'. On the right, it shows 'Test Max Trainer' with a user icon and 'English' with a globe icon. Below the navigation, the current establishment is identified as 'TEST BISTRO TRAINING'. The main section is titled 'Your tools for this establishment' and contains five tool cards: 'DISH Reservation', 'DISH Website', 'DISH Weblisting', 'DISH Order', and 'DISH Menukit'. Each card has a corresponding icon and a dropdown arrow. On the right side of the dashboard, there is a vertical 'UPDATES' badge with the number '2'.



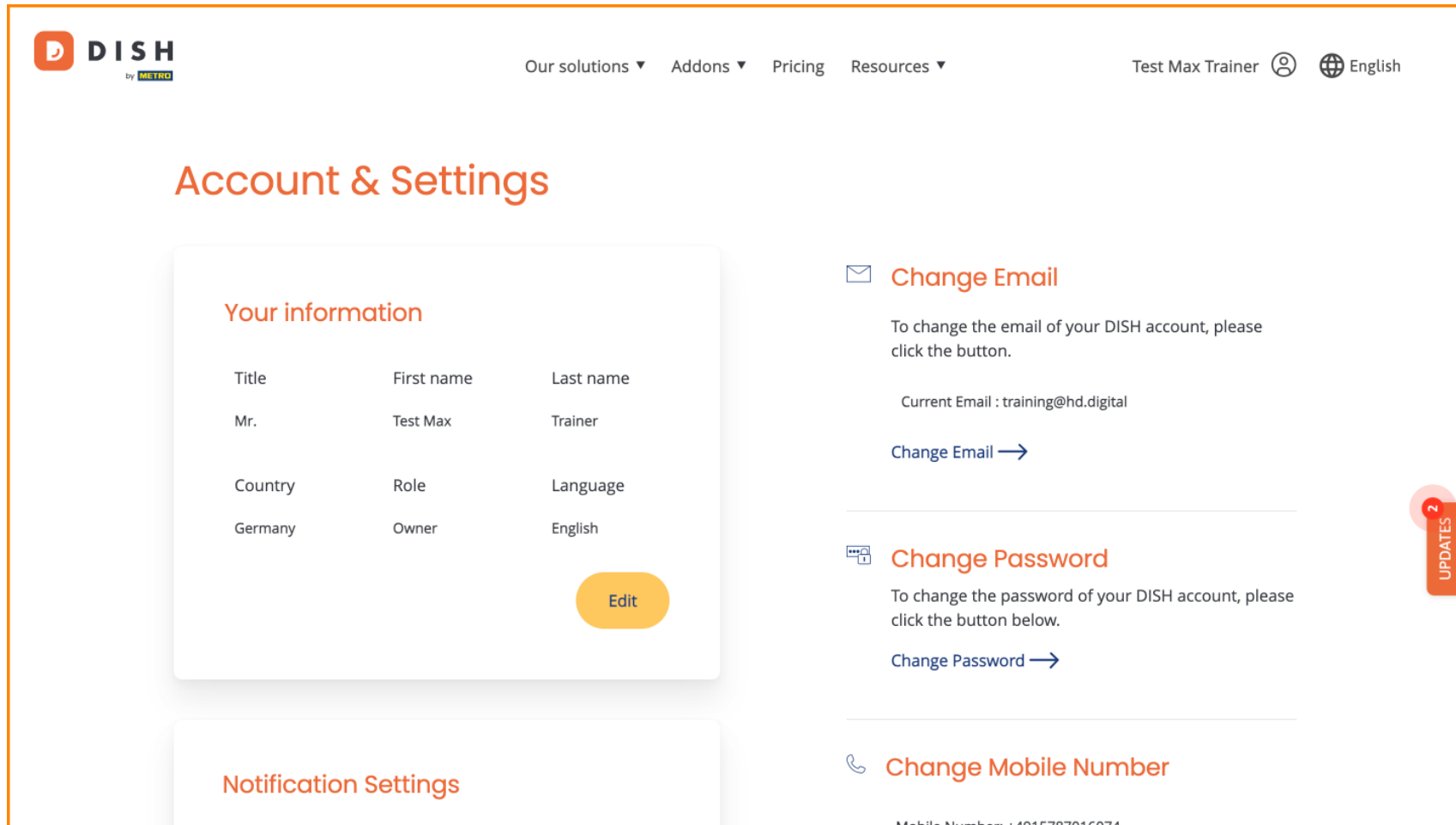
Először kattintson a **profiljára** .

The screenshot shows the DISH user interface. At the top left is the DISH by METRO logo. To the right of the logo are navigation links: "Our solutions", "Addons", "Pricing", and "Resources". On the far right, there is a user profile section with the text "Test Max Trainer" and a user icon, which is highlighted with an orange box. Next to it is a globe icon and the text "English". Below the navigation is a section labeled "Current establishment" with a home icon and the text "TEST BISTRO TRAINING" and a dropdown arrow. The main content area is titled "Your tools for this establishment" and contains five tool cards: "DISH Reservation", "DISH Website", "DISH Weblisting", "DISH Order", and "DISH Menukit". Each card has an icon and a dropdown arrow. On the right side of the main content area, there is a vertical orange bar with the text "UPDATES" and a red circle containing the number "2".

Ezután válassza a **Fiók és beállítások** lehetőséget .

The screenshot displays the DISH by METRO dashboard for a user named 'Test Max Trainer'. The interface includes a top navigation bar with links for 'Our solutions', 'Addons', 'Pricing', and 'Resources'. A user profile icon and the text 'Test Max Trainer' are visible in the top right corner, along with a language selector set to 'English'. Below the navigation, the current establishment is identified as 'TEST BISTRO TRAINING'. A dropdown menu is open, highlighting the 'Account & Settings' option, which includes sub-items for 'Notifications, security and more', 'My Establishments', 'Payment Details & Invoices', and a 'Log out' button. The main content area is titled 'Your tools for this establishment' and features five interactive cards: 'DISH Reservation', 'DISH Website', 'DISH Weblisting', 'DISH Order', and 'DISH Menukit'. A red 'UPDATES' badge with the number '2' is located on the right side of the dashboard.

Most a fiók beállításaiban van. Görgessen le az értesítési beállítások megtekintéséhez.



The screenshot shows the 'Account & Settings' page in the DISH system. The page is divided into two main columns. The left column contains a 'Your information' section with a table of user details and an 'Edit' button. The right column contains three sections: 'Change Email', 'Change Password', and 'Change Mobile Number', each with a brief instruction and a 'Change' button. A red 'UPDATES' badge is visible on the right side of the page.

**Your information**

Title	First name	Last name
Mr.	Test Max	Trainer
Country	Role	Language
Germany	Owner	English

[Edit](#)

**Change Email**

To change the email of your DISH account, please click the button.

Current Email : training@hd.digital

[Change Email →](#)

**Change Password**

To change the password of your DISH account, please click the button below.

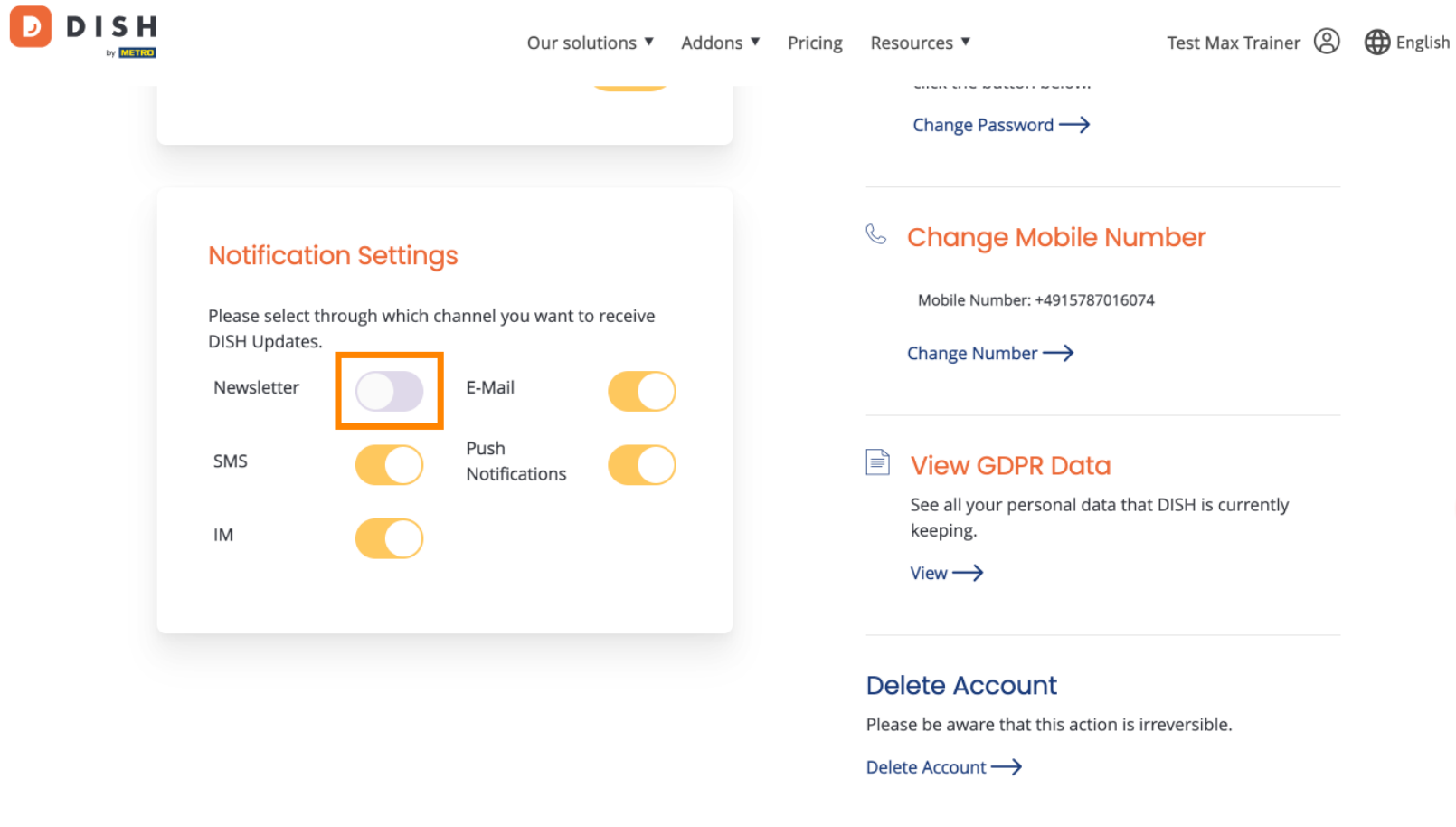
[Change Password →](#)

**Change Mobile Number**

Mobile Number : +4915787016074

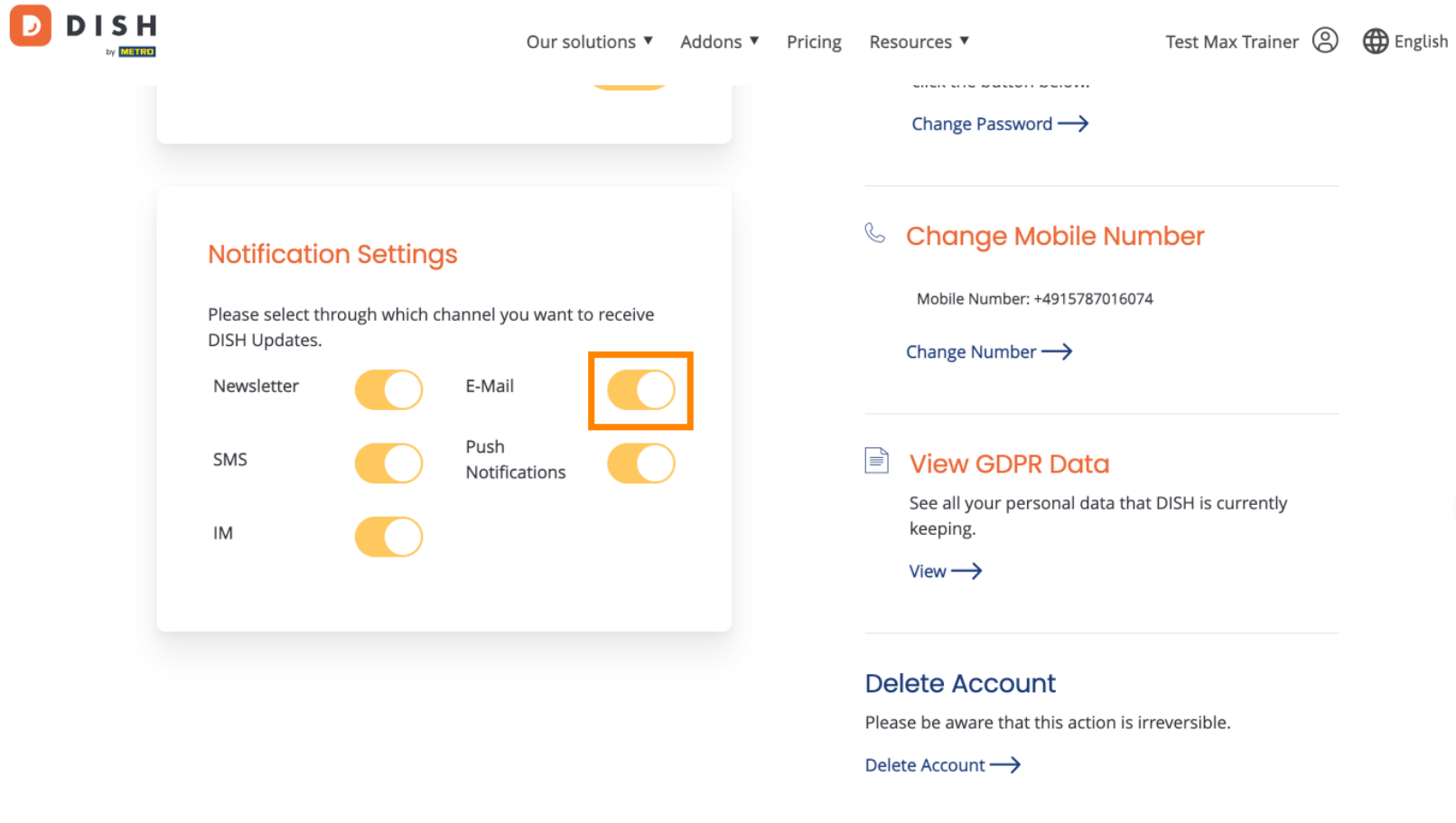
**UPDATES**

-  Az értesítési beállításokat a perspektíva kapcsolókkal módosíthatja. Egyszerűen kattintson rájuk az aktiváláshoz. **Megjegyzés: A változtatások automatikusan mentésre kerülnek.**



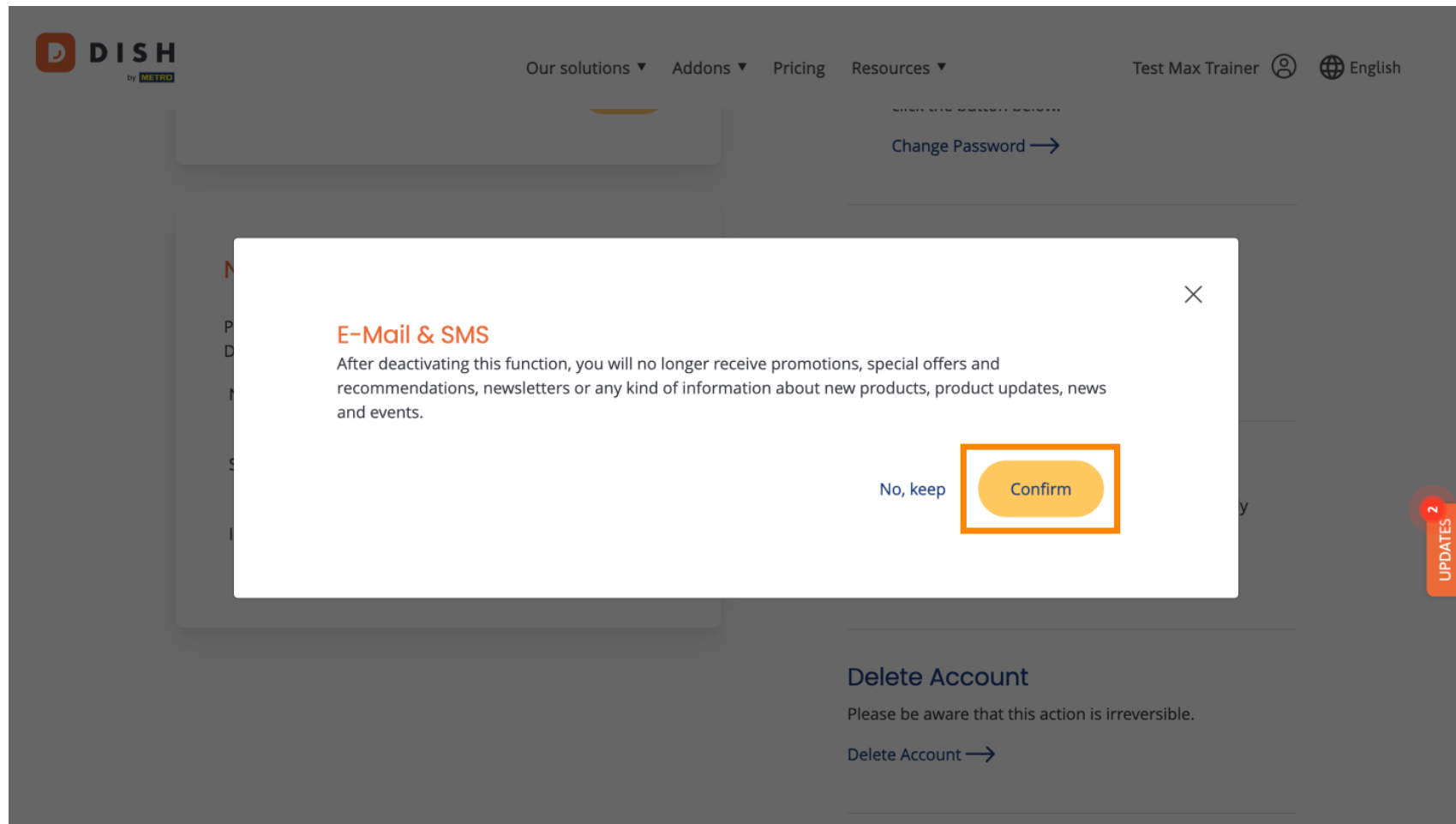
The screenshot displays the DISH user interface. At the top left is the DISH by METRO logo. The navigation menu includes 'Our solutions', 'Addons', 'Pricing', and 'Resources'. On the right, there are links for 'Test Max Trainer', a user profile icon, and 'English'. The main content area is divided into two columns. The left column features a 'Notification Settings' card with the instruction: 'Please select through which channel you want to receive DISH Updates.' Below this, there are four toggle switches: 'Newsletter' (highlighted with an orange box and currently off), 'E-Mail' (on), 'SMS' (on), and 'IM' (on). The right column contains several account management options: 'Change Password', 'Change Mobile Number' (with the current number +4915787016074), 'View GDPR Data', and 'Delete Account'. A red 'UPDATES' badge with the number '2' is visible on the right side of the interface.

Vagy kikapcsolni őket.

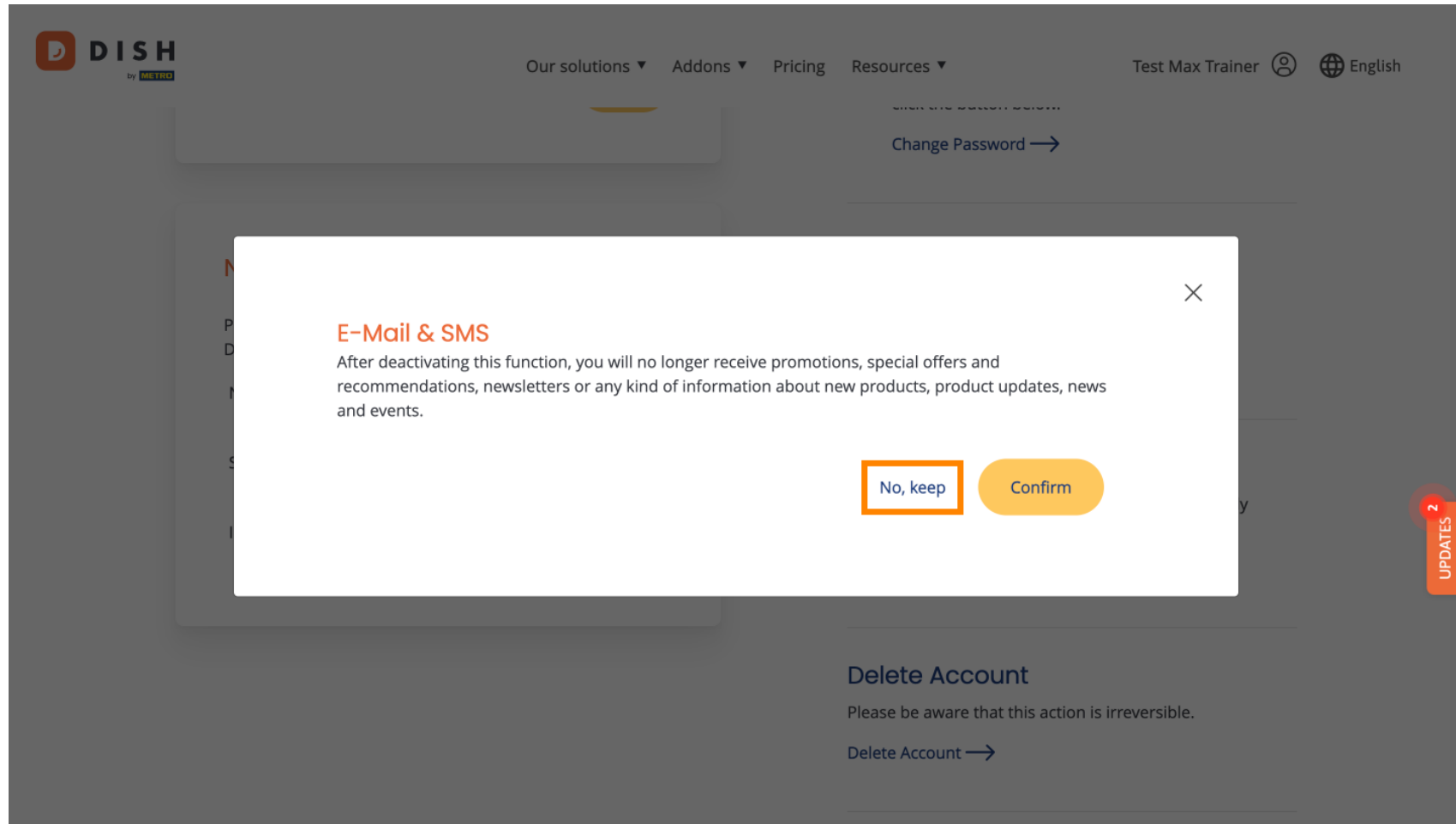


The screenshot displays the DISH user interface. At the top left is the DISH by METRO logo. The navigation menu includes 'Our solutions', 'Addons', 'Pricing', and 'Resources'. On the right, there are links for 'Test Max Trainer', a user profile icon, and 'English'. The main content area is divided into two columns. The left column features a 'Notification Settings' panel with the instruction: 'Please select through which channel you want to receive DISH Updates.' Below this are five toggle switches: 'Newsletter', 'SMS', 'IM', 'E-Mail', and 'Push Notifications'. The 'E-Mail' toggle is highlighted with an orange border and is currently turned on. The right column contains several account management options: 'Change Password', 'Change Mobile Number' (with the current number '+4915787016074'), 'View GDPR Data', and 'Delete Account'. A red 'UPDATES' badge with the number '2' is positioned on the right side of the page.

- Amikor kikapcsol egy értesítési lehetőséget, értesítést kap a változásokról. A módosítások alkalmazásához kattintson a **Megegyezés gombra**.

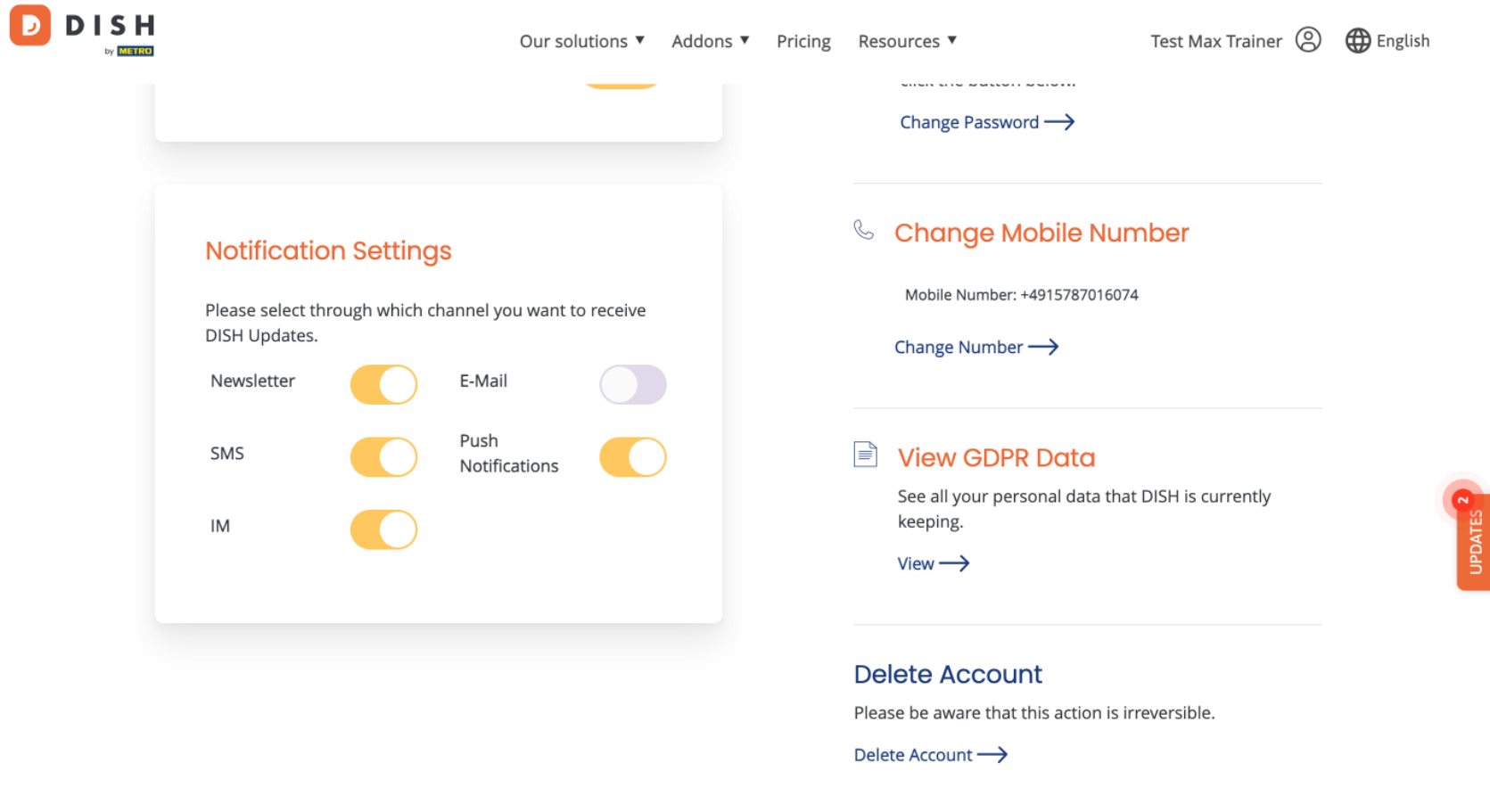


Ha úgy dönt, hogy megtartja az értesítési lehetőséget, kattintson a **Nem, megtartja gombra** .





 Ez az. Elvégezte az oktatóanyagot, és most már tudja, hogyan kezelheti értesítési beállításait.



The screenshot shows the DISH user profile settings page. The navigation bar includes the DISH logo, menu items like 'Our solutions', 'Addons', 'Pricing', and 'Resources', and user information 'Test Max Trainer' with a profile icon and 'English' with a globe icon. The main content area is divided into several sections:

- Notification Settings:** A card with the title 'Notification Settings' and the instruction 'Please select through which channel you want to receive DISH Updates.' It contains five toggle switches: 'Newsletter' (on), 'E-Mail' (off), 'SMS' (on), 'Push Notifications' (on), and 'IM' (on).
- Change Password:** A section with a 'Change Password' link and a right-pointing arrow.
- Change Mobile Number:** A section with a phone icon, the title 'Change Mobile Number', the current number '+4915787016074', and a 'Change Number' link with a right-pointing arrow.
- View GDPR Data:** A section with a document icon, the title 'View GDPR Data', the text 'See all your personal data that DISH is currently keeping.', and a 'View' link with a right-pointing arrow.
- Delete Account:** A section with the title 'Delete Account', the text 'Please be aware that this action is irreversible.', and a 'Delete Account' link with a right-pointing arrow.

On the right side of the page, there is a vertical orange bar with a red circle containing the number '2' and the word 'UPDATES' written vertically.



Scan to go to the interactive player