
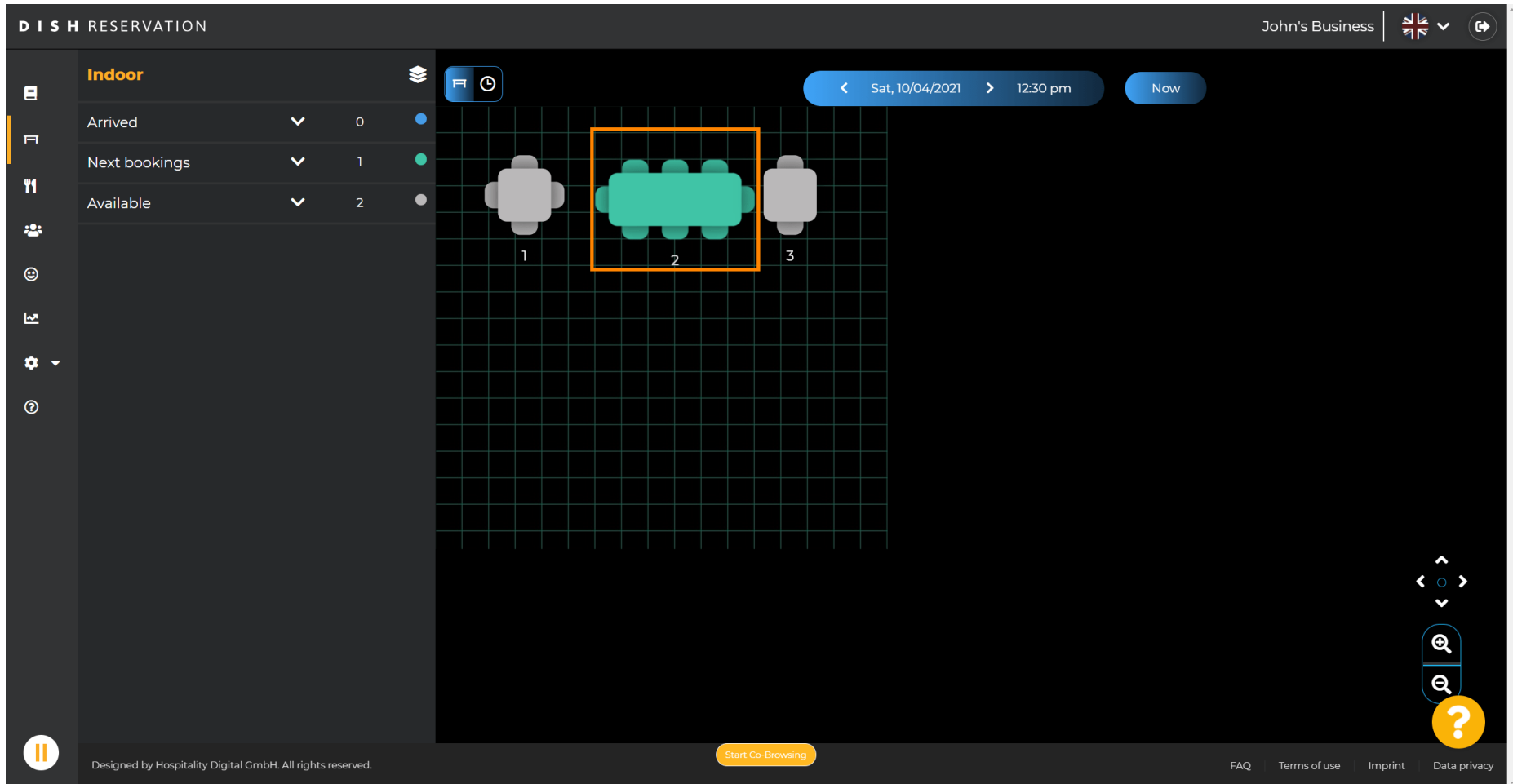




Sie befinden sich jetzt auf dem DISH-Reservierungs-Dashboard. Klicken Sie auf **den Tischplan**, um mit der Verwaltung von Tischgruppen zu beginnen.

The screenshot displays the DISH Reservation dashboard interface. On the left, a dark sidebar contains a navigation menu with the following items: Reservations, Table plan (highlighted with an orange border), Menu, Guests, Feedback, Reports, Settings (with a dropdown arrow), and Help. The main content area features a teal banner at the top with the text: "Have a walk-in customer? Received a reservation request over phone / email? Don't forget to add it to your reservation book!" and two orange buttons labeled "WALK-IN" and "ADD RESERVATION". Below the banner is a date range selector showing "Thu, 08/04/2021 - Thu, 08/04/2021". A filter bar contains three radio buttons: "All", "Completed", and "Upcoming" (which is selected). To the right of the filter bar are icons for a calendar and a group of people, both with a "0" next to them. The central area is mostly empty, displaying a large circular icon of a person with a magnifying glass and the text "No reservations available". A "Print" button is located at the bottom left of this area. At the bottom of the dashboard, there is a "Start Co-Browsing" button, a "Pause online reservations" notification with a pause icon, and a footer containing the text "Designed by Hospitality Digital GmbH. All rights reserved." and a help icon (a question mark in a circle). The top right corner shows the user's name "John's Business" and a flag icon.

 Klicken Sie nun auf den **Tisch** , der der Reservierung Ihres Kunden entspricht.



Klicken Sie auf **Tisch ändern** um eine Tischgruppe zu konfigurieren.

The screenshot displays the DISH Reservation interface for 'John's Business'. The top navigation bar shows the date 'Sat, 10/04/2021' and time '12:30 pm'. The main area is divided into a sidebar on the left and a central table layout. The sidebar contains reservation details for 'Anne Smith' (9 people, 12:21 PM) and a 'CHANGE TABLE' button highlighted with an orange border. The central table layout shows three tables (1, 2, 3) on a grid. Table 2 is highlighted with a green glow. The bottom of the interface includes a footer with 'Designed by Hospitality Digital GmbH. All rights reserved.', a 'Start Co-Browsing' button, and links for 'FAQ', 'Terms of use', 'Imprint', and 'Data privacy'.



Wählen Sie eine **Tabelle** aus , um fortzufahren.

The screenshot displays the DISH Reservation app interface. On the left, a sidebar menu includes icons for home, reservation, staff, customer, status, settings, and help. The main content area is titled "Indoor" and shows reservation details for "Anne Smith" (9 people, 12:21 PM) with 8 seats. Below this, there are buttons for "CONFIRM CHANGE", "DONT SAVE", and "SEE RESERVATION DETAILS". At the bottom left, it shows "Available" tables: 2.

The central part of the screen shows a grid of table options under "Indoor" and "Outdoor" categories. Each table is represented by a chair icon with a number and a status indicator (e.g., "1", "4", "2", "5", "3"). The table with "2" seats and "12:21 PM" is highlighted with an orange border, indicating it is the selected option.

At the bottom of the app, there is a "Start Co-Browsing" button, a help icon (question mark), and footer text: "Designed by Hospitality Digital GmbH. All rights reserved." and "FAQ | Terms of use | Imprint | Data privacy".



Klicken Sie nun auf **Tabellen verbinden**, um sie mit anderen Tabellen zu kombinieren.

The screenshot shows the DISH Reservation app interface. On the left, a sidebar displays reservation details for a reservation by Anne Smith for 9 people at 12:21 PM. The reservation is confirmed and has 8 seats. The main area shows a table layout with an 'Indoor' section containing three tables (1, 2, 3) and an 'Outdoor' section containing two tables (4, 5). Table 2 is highlighted in green and has a 'CONNECT TABLES' button below it. The bottom of the screen features a 'Start Co-Browsing' button and a footer with legal information.

Fahren Sie mit der Auswahl einer anderen **Tabelle** fort .

The screenshot displays the DISH Reservation app interface. On the left, a sidebar contains navigation icons. The main content area is titled "Indoor" and shows reservation details for "Anne Smith" (9 people, 12:21 PM) with 8 seats. Below this, there are buttons for "CONFIRM CHANGE", "DONT SAVE", and "SEE RESERVATION DETAILS". At the bottom left, it shows "Available" tables: 2. The right side of the screen shows a grid of table configurations under "Indoor" and "Outdoor" categories. The "Indoor" section has three tables: 1 (4 seats), 2 (8 seats, 12:21 PM), and 3 (2 seats). The "Outdoor" section has two tables: 4 (4 seats) and 5 (4 seats). The table with 2 seats in the indoor section is highlighted with an orange border, indicating it is the selected table.



Klicken Sie auf „Änderung bestätigen“, um die Tischgruppe für diese Reservierung zu speichern.

The screenshot displays the DISH Reservation app interface. On the left, a sidebar contains navigation icons. The main content area is divided into two sections: reservation details and table configuration.

**Reservation Details (Left Panel):**

- Indoor** (Section Header)
- Arrived: 0
- Next bookings: 1
- Reservation 2: **Anne Smith**, 9 people, 12:21 PM. The number '8' in the '8 seats' label is highlighted with a yellow box.
- Customer information: Anne Smith, 9 people
- Status: Confirmed
- Buttons: CONFIRM CHANGE (highlighted with a yellow box), DONT SAVE, SEE RESERVATION DETAILS
- Available: 2

**Table Configuration (Right Panel):**

- Indoor** (Section Header)
- Table 1: 4 seats
- Table 2: 8 seats, 12:21 PM (highlighted with a yellow box)
- Table 3: 2 seats

**Outdoor** (Section Header):

- Table 4: 4 seats
- Table 5: 4 seats

At the bottom of the screen, there is a footer with a 'Start Co-Browsing' button, a help icon (question mark), and links for FAQ, Terms of use, Imprint, and Data privacy. The footer also includes the text 'Designed by Hospitality Digital GmbH. All rights reserved.'



Eine Tischgruppe für die Reservierung Ihres Kunden wurde erfolgreich hinzugefügt.

The screenshot displays the DISH Reservation interface for 'John's Business'. The main area shows a grid with three tables labeled 1, 2, and 3. Table 2 is highlighted with an orange border. A green success message in the top right corner reads: 'Success Reservation table switched successfully.' The left sidebar shows a list of reservations for 'Anne Smith' with 8 and 2 seats, and an 'Available' section with 1 table. The bottom of the interface includes a 'Start Co-Browsing' button and links for 'FAQ', 'Terms of use', 'Imprint', and 'Data privacy'.





Um Tischgruppen anders zu konfigurieren, gehe zurück zum Dashboard und klicke auf **Einstellungen**.

The screenshot displays the DISH RESERVATION dashboard. On the left, a dark sidebar contains navigation items: Reservations, Menu, Guests, Feedback, Reports, Settings (highlighted with an orange border), and Help. The main content area features a teal notification bar at the top with 'WALK-IN' and 'ADD RESERVATION' buttons. Below this is a date range selector showing 'Wed, 07/04/2021 - Wed, 07/04/2021'. A filter bar includes 'All' (selected), 'Completed', and 'Upcoming' options, along with icons for a calendar and a group of people. The central area shows a magnifying glass icon and the text 'No reservations available'. A 'Print' button is located at the bottom left of this area. The footer contains a 'Start Co-Browsing' button, a help icon, and links for 'FAQ', 'Terms of use', 'Imprint', and 'Data privacy'.



Klicken Sie auf **Tische/Plätze** um fortzufahren.

DISH RESERVATION

HD\* MTO

Have a walk-in customer? Received a reservation request over phone / email? Don't forget to add it to your reservation book!

WALK-IN ADD RESERVATION

Wed, 07/04/2021 - Wed, 07/04/2021

All Completed Upcoming 0 0

No reservations available

Print

Too many guests in house? Pause online reservations

Start Co-Browsing

FAQ | Terms of use | Imprint | Data privacy



Scrollen Sie nach unten und klicken Sie auf „Hinzufügen“, um Tabellengruppen zu erstellen.

DISH RESERVATION
HD\* MTO ▼ | 🇬🇧 ▼ | ↻

- 📅 Reservations
- 🍴 Menu
- 👥 Guests
- 😊 Feedback
- 📊 Reports
- ⚙️ Settings ▼
  - 🕒 Hours
  - 📅 Reservations
  - 🍴 Tables/Seats
  - 📈 Offers
  - 🔔 Notifications
  - 👤 Account
- 🔗 Help

**Area(s)** ✎

If your establishment has multiple areas or rooms, you may want to define an area before you start assigning tables to it. e.g.: Indoor, Outdoor, Bar, Lounge, etc. Your active areas are listed below:

Indoor, Outdoor

**Table(s)** ✎

Tables are assigned to specific areas. When you pause a whole area, all tables assigned to that area will be paused. This may make some of your future reservations invalid. Don't worry, you can just move them to other available table(s). You can also assign tables a booking priority between 1 (high) and 3 (low). The tables with high priority will be preferred for incoming reservations.

Table name	Seats (22)	Area name	Priority	Status
1	4	Indoor	1	Active
2	8	Indoor	1	Active
3	2	Indoor	1	Active
4	4	Outdoor	2	Active
5	4	Outdoor	2	Active

**Manage Tablegroup(s)**

---


Would you like to add more table combinations? Add

SAVE

Too many guests in house?  
Pause online reservations ||

Designed by Hospitality Digital GmbH. All rights reserved. Start Co-Browsing

FAQ | Terms of use | Imprint | Data privacy ?

 Klicken Sie auf das erste Feld, um die Tabellennamen auszuwählen.

DISH RESERVATION
HD\* MTO ▼ 🇬🇧 ↻

- 📅 Reservations
- 🍴 Menu
- 👥 Guests
- 😊 Feedback
- 📊 Reports
- ⚙️ Settings ▼
  - 🕒 Hours
  - 📅 Reservations
  - 🍴 Tables/Seats
  - 📈 Offers
  - 🔔 Notifications
  - 👤 Account
- 🔗 Help

**Area(s)** ✎

If your establishment has multiple areas or rooms, you may want to define an area before you start assigning tables to it. e.g.: Indoor, Outdoor, Bar, Lounge, etc. Your active areas are listed below:

Indoor, Outdoor

**Table(s)** ✎

Tables are assigned to specific areas. When you pause a whole area, all tables assigned to that area will be paused. This may make some of your future reservations invalid. Don't worry, you can just move them to other available table(s). You can also assign tables a booking priority between 1 (high) and 3 (low). The tables with high priority will be preferred for incoming reservations.

Table name	Seats (22)	Area name	Priority	Status
1	4	Indoor	1	Active
2	8	Indoor	1	Active
3	2	Indoor	1	Active
4	4	Outdoor	2	Active
5	4	Outdoor	2	Active

**Manage Tablegroup(s)**

Don't forget to save your changes

(Please type name of tables)

Min.Guests

Max.Guests

Priority ▼

🗑️

---

Would you like to add more table combinations? Add

Too many guests in house?  
Pause online reservations

⏸

Start Co-Browsing

SAVE

?



Wählen Sie den **Namen/die Nummer des Tisches** aus , den/die Sie mit anderen Tischen kombinieren möchten.

DISH RESERVATION
HD\* MTO ▼ | ▼ |

- Reservations
- Menu
- Guests
- Feedback
- Reports
- Settings ▼
- Hours
- Reservations
- Tables/Seats
- Offers
- Notifications
- Account
- Help

**Area(s)**

If your establishment has multiple areas or rooms, you may want to define an area before you start assigning tables to it. e.g.: Indoor, Outdoor, Bar, Lounge, etc. Your active areas are listed below:

**Indoor, Outdoor**

**Table(s)**


Tables are assigned to specific areas. When you pause a whole area, all tables assigned to that area will be paused. This may make some of your future reservations invalid. Don't worry, you can just move them to other available table(s). You can also assign tables a booking priority between 1 (high) and 3 (low). The tables with high priority will be preferred for incoming reservations.

Table name	Seats (22)	Area name	Priority	Status
1	4	Indoor	1	Active
2	8	Indoor	1	Active
3	2	Indoor	1	Active
4	4	Outdoor	2	Active
1			2	Active














▼


Would you like to add more table combinations?

Too many guests in house?  
Pause online reservations

 Klicken Sie auf dasselbe Feld, um eine weitere Tabelle hinzuzufügen.


DISH RESERVATION
HD\* MTO ▼ 🇬🇧 ↻

-  Reservations
-  Menu
-  Guests
-  Feedback
-  Reports
-  Settings ▼
-  Hours
-  Reservations
-  Tables/Seats
-  Offers
-  Notifications
-  Account
-  Help

**Area(s)** 

If your establishment has multiple areas or rooms, you may want to define an area before you start assigning tables to it. e.g.: Indoor, Outdoor, Bar, Lounge, etc. Your active areas are listed below:

Indoor, Outdoor

**Table(s)** 

Tables are assigned to specific areas. When you pause a whole area, all tables assigned to that area will be paused. This may make some of your future reservations invalid. Don't worry, you can just move them to other available table(s). You can also assign tables a booking priority between 1 (high) and 3 (low). The tables with high priority will be preferred for incoming reservations.

Table name	Seats (22)	Area name	Priority	Status
1	4	Indoor	1	Active
2	8	Indoor	1	Active
3	2	Indoor	1	Active
4	4	Outdoor	2	Active
5	4	Outdoor	2	Active

**Manage Tablegroup(s)**


Don't forget to save your changes

x 2
✕

Min.Guests

Max.Guests


Priority ▼



---

Would you like to add more table combinations? Add

Too many guests in house?  
Pause online reservations



Start Co-Browsing

SAVE

?

Wählen Sie den **Tabellennamen** aus , um die Tabellen zu kombinieren.

DISH RESERVATION
HD\* MTO ▼ 🇬🇧 ↻

- 📅 Reservations
- 🍴 Menu
- 👥 Guests
- 😊 Feedback
- 📊 Reports
- ⚙️ Settings ▼
  - 🕒 Hours
  - 📅 Reservations
  - 🍴 Tables/Seats
  - 📈 Offers
  - 🔔 Notifications
  - 👤 Account
- 🔗 Help

**Area(s)** ✎

If your establishment has multiple areas or rooms, you may want to define an area before you start assigning tables to it. e.g.: Indoor, Outdoor, Bar, Lounge, etc. Your active areas are listed below:

Indoor, Outdoor

---

**Table(s)** ✎

Tables are assigned to specific areas. When you pause a whole area, all tables assigned to that area will be paused. This may make some of your future reservations invalid. Don't worry, you can just move them to other available table(s). You can also assign tables a booking priority between 1 (high) and 3 (low). The tables with high priority will be preferred for incoming reservations.

Table name	Seats (22)	Area name	Priority	Status
1	4	Indoor	1	Active
2	8	Indoor	1	Active
3	2	Indoor	1	Active
4	4	Outdoor	2	Active
5	4	Outdoor	2	Active

1
3

\* 2
✕

Min.Guests
Max.Guests
Priority ▼
🗑️

---

Would you like to add more table combinations? Add

Too many guests in house?  
 Pause online reservations ||

Start Co-Browsing

SAVE

?



Geben Sie nun die Anzahl der Gäste ein , die mindestens an dieser Tischgruppe reserviert werden können.

DISH RESERVATION
HD\* MTO ▼ | ▼ |

- Reservations
- Menu
- Guests
- Feedback
- Reports
- Settings ▼
- Hours
- Reservations
- Tables/Seats
- Offers
- Notifications
- Account
- Help

**Area(s)**

If your establishment has multiple areas or rooms, you may want to define an area before you start assigning tables to it. e.g.: Indoor, Outdoor, Bar, Lounge, etc. Your active areas are listed below:

Indoor, Outdoor

**Table(s)**

Tables are assigned to specific areas. When you pause a whole area, all tables assigned to that area will be paused. This may make some of your future reservations invalid. Don't worry, you can just move them to other available table(s). You can also assign tables a booking priority between 1 (high) and 3 (low). The tables with high priority will be preferred for incoming reservations.

Table name	Seats (22)	Area name	Priority	Status
1	4	Indoor	1	Active
2	8	Indoor	1	Active
3	2	Indoor	1	Active
4	4	Outdoor	2	Active
5	4	Outdoor	2	Active

**Manage Tablegroup(s)**

Don't forget to save your changes

\*2 \*3

×

9

Max.Guests

Priority ▼

🗑️

---

Would you like to add more table combinations? Add

Too many guests in house?  
Pause online reservations

Start Co-Browsing

SAVE

?



Geben Sie anschließend die **maximale Gästezahl** ein , um fortzufahren.

DISH RESERVATION
HD\* MTO ▼ 🇬🇧 ↻

- 📅 Reservations
- 🍴 Menu
- 👥 Guests
- 😊 Feedback
- 📊 Reports
- ⚙️ Settings ▼
  - 🕒 Hours
  - 📅 Reservations
  - 🍴 Tables/Seats
  - 📈 Offers
  - 🔔 Notifications
  - 👤 Account
- 🔗 Help

**Area(s)** ✎

If your establishment has multiple areas or rooms, you may want to define an area before you start assigning tables to it. e.g.: Indoor, Outdoor, Bar, Lounge, etc. Your active areas are listed below:

Indoor, Outdoor

**Table(s)** ✎

Tables are assigned to specific areas. When you pause a whole area, all tables assigned to that area will be paused. This may make some of your future reservations invalid. Don't worry, you can just move them to other available table(s). You can also assign tables a booking priority between 1 (high) and 3 (low). The tables with high priority will be preferred for incoming reservations.

Table name	Seats (22)	Area name	Priority	Status
1	4	Indoor	1	Active
2	8	Indoor	1	Active
3	2	Indoor	1	Active
4	4	Outdoor	2	Active
5	4	Outdoor	2	Active

**Manage Tablegroup(s)**

Don't forget to save your changes

\*2
\*3
✕

9

1

Priority ▼

🗑️

---

Would you like to add more table combinations? Add

Too many guests in house?  
 Pause online reservations ||

Start Co-Browsing

SAVE

?

Wählen Sie nun die **Priorität** für diese Tabellengruppe aus.

DISH RESERVATION
HD\* MTO ▼ 🇬🇧 ↻

- 📅 Reservations
- 🍴 Menu
- 👥 Guests
- 😊 Feedback
- 📊 Reports
- ⚙️ Settings ▼
  - 🕒 Hours
  - 📅 Reservations
  - 🍴 Tables/Seats
  - 📈 Offers
  - 🔔 Notifications
  - 👤 Account
- 🔗 Help

**Area(s)** ✎

If your establishment has multiple areas or rooms, you may want to define an area before you start assigning tables to it. e.g.: Indoor, Outdoor, Bar, Lounge, etc. Your active areas are listed below:

Indoor, Outdoor

**Table(s)** ✎

Tables are assigned to specific areas. When you pause a whole area, all tables assigned to that area will be paused. This may make some of your future reservations invalid. Don't worry, you can just move them to other available table(s). You can also assign tables a booking priority between 1 (high) and 3 (low). The tables with high priority will be preferred for incoming reservations.

Table name	Seats (22)	Area name	Priority	Status
1	4	Indoor	1	Active
2	8	Indoor	1	Active
3	2	Indoor	1	Active
4	4	Outdoor	2	Active
5	4	Outdoor	2	Active

**Manage Tablegroup(s)**

Don't forget to save your changes

\*2
\*3
✕

9

10

Priority
▼

🗑️

---

Would you like to add more table combinations?

Add

Prio 1

Prio 2

Prio 3

Too many guests in house?  
Pause online reservations ||

Start Co-Browsing

SAVE

?



Schließen Sie den Vorgang mit einem Klick auf den **Speichern**-Button ab.

DISH RESERVATION
HD\* MTO ▼ | 🇬🇧 ▼ | ↻

- 📅 Reservations
- 🍴 Menu
- 👥 Guests
- 😊 Feedback
- 📊 Reports
- ⚙️ Settings ▼
  - 🕒 Hours
  - 📅 Reservations
  - 🍴 Tables/Seats
  - 📈 Offers
  - 🔔 Notifications
  - 👤 Account
- 🔗 Help

If your establishment has multiple areas or rooms, you may want to define an area before you start assigning tables to it. e.g.: Indoor, Outdoor, Bar, Lounge, etc. Your active areas are listed below:

**Indoor, Outdoor**

**Table(s)** ✎

Tables are assigned to specific areas. When you pause a whole area, all tables assigned to that area will be paused. This may make some of your future reservations invalid. Don't worry, you can just move them to other available table(s). You can also assign tables a booking priority between 1 (high) and 3 (low). The tables with high priority will be preferred for incoming reservations.

Table name	Seats (22)	Area name	Priority	Status
1	4	Indoor	1	Active
2	8	Indoor	1	Active
3	2	Indoor	1	Active
4	4	Outdoor	2	Active
5	4	Outdoor	2	Active

**Manage Tablegroup(s)**

Don't forget to save your changes

\*2
\*3
✕

9

10

Prio 2 ▼

🗑️

---

Would you like to add more table combinations? Add

Too many guests in house?  
Pause online reservations ||

Start Co-Browsing

SAVE

?



Das war's. Du hast das Tutorial abgeschlossen und weißt nun, wie man Tabellengruppen konfiguriert.

DISH RESERVATION
HD\* MTO | |

- Reservations
- Menu
- Guests
- Feedback
- Reports
- Settings ▾
  - Hours
  - Reservations
  - Tables/Seats
  - Offers
  - Notifications
  - Account
- Help

Too many guests in house?  
Pause online reservations

If your establishment has multiple areas or rooms, you may want to define an area before you start assigning tables to it. e.g.: Indoor, Outdoor, Bar, Lounge, etc.  
Your active areas are listed below:

**Indoor, Outdoor**

Areas, Tables and TableGroups successfully saved.

**Table(s)**

Tables are assigned to specific areas. When you pause a whole area, all tables assigned to that area will be paused. This may make some of your future reservations invalid. Don't worry, you can just move them to other available table(s). You can also assign tables a booking priority between 1 (high) and 3 (low). The tables with high priority will be preferred for incoming reservations.

Table name	Seats (22)	Area name	Priority	Status
1	4	Indoor	1	Active
2	8	Indoor	1	Active
3	2	Indoor	1	Active
4	4	Outdoor	2	Active
5	4	Outdoor	2	Active

**Tablegroups**

You can configure table combinations here. If reservations don't fit any of the tables, we will try to configure one of the configured table combinations for this reservation. Please configure a line for each possible combination, a specific table can be used in multiple combinations, You can configure minimum and maximum number of guests, which fit on

Tables	Min.Guests	Max.Guests	Priority	Status
2, 3	9	10	2	Active

Designed by Hospitality Digital GmbH. All rights reserved.

[Start Co-Browsing](#)

[FAQ](#) | [Terms of use](#) | [Imprint](#) | [Data privacy](#)



Scannen, um zum interaktiven Player zu gelangen