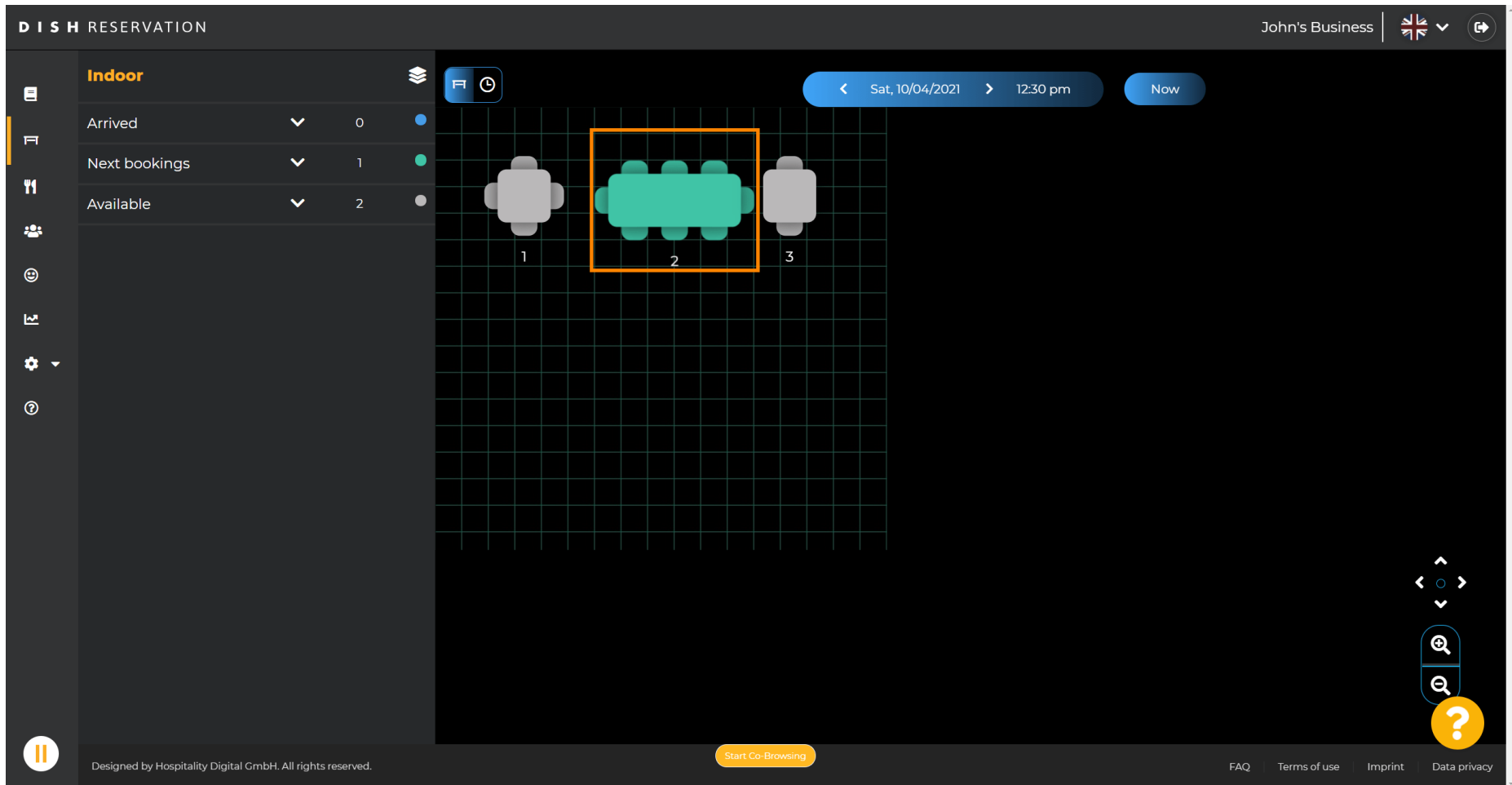




Agora você está no painel de reservas do DISH. Clique em **"Plano de mesa"** para começar a gerenciar grupos de mesas.

The screenshot shows the DISH RESERVATION dashboard. On the left is a dark sidebar with navigation options: Reservations, Table plan (highlighted with an orange border), Menu, Guests, Feedback, Reports, Settings, and Help. At the bottom of the sidebar, there is a warning: "Too many guests in house? Pause online reservations" with a pause icon. The main content area has a dark header with "DISH RESERVATION" on the left and "John's Business" with a flag icon and a refresh icon on the right. Below the header is a teal banner with the text "Have a walk-in customer? Received a reservation request over phone / email? Don't forget to add it to your reservation book!" and two buttons: "WALK-IN" and "ADD RESERVATION". Underneath is a date range selector showing "Thu, 08/04/2021 - Thu, 08/04/2021". Below that are filter tabs for "All", "Completed", and "Upcoming" (which is selected). To the right of these tabs are icons for a calendar and a group of people, both with a "0" next to them. The main content area is mostly empty, with a large circular icon of a person looking through binoculars and the text "No reservations available" below it. At the bottom left of the main area is a "Print" button. At the bottom right, there is a yellow question mark icon. The footer contains the text "Designed by Hospitality Digital GmbH. All rights reserved.", a "Start Co-Browsing" button, and links for "FAQ", "Terms of use", "Imprint", and "Data privacy".

Agora clique na **mesa** que corresponde à reserva do seu cliente.



Clique em **alterar tabela** para configurar um grupo de tabelas.

The screenshot displays the DISH RESERVATION interface. On the left, a sidebar contains navigation icons. The main content area shows reservation details for 'Anne Smith' with 9 people, confirmed status, and 8 seats. A 'CHANGE TABLE' button is highlighted with an orange border. The right side of the interface shows a table layout with three tables labeled 1, 2, and 3, where table 2 is highlighted in green. The top right corner shows the user 'John's Business' and the date 'Sat, 10/04/2021' at '12:30 pm'. The bottom of the interface includes a footer with 'Designed by Hospitality Digital GmbH. All rights reserved.', a 'Start Co-Browsing' button, and links for 'FAQ', 'Terms of use', 'Imprint', and 'Data privacy'.



Selecione uma **tabela** para continuar.

The screenshot shows the DISH RESERVATION app interface. On the left, there is a sidebar with navigation icons. The main content area is titled "Indoor" and shows reservation details for "Anne Smith" with 8 seats at 12:21 PM. Below this, there is a "Status" section showing "Confirmed" and buttons for "CONFIRM CHANGE", "DONT SAVE", and "SEE RESERVATION DETAILS". At the bottom left, there is an "Available" section showing 2 available tables. On the right, there are two columns of tables: "Indoor" and "Outdoor". The "Indoor" column has three tables: 1 (4 seats), 2 (8 seats, highlighted with an orange border), and 3 (2 seats). The "Outdoor" column has two tables: 4 (4 seats) and 5 (4 seats). At the bottom of the app, there is a footer with "Designed by Hospitality Digital GmbH. All rights reserved.", a "Start Co-Browsing" button, and links for "FAQ", "Terms of use", "Imprint", and "Data privacy".

Agora clique em **conectar tabelas** para combiná-las com outras tabelas.

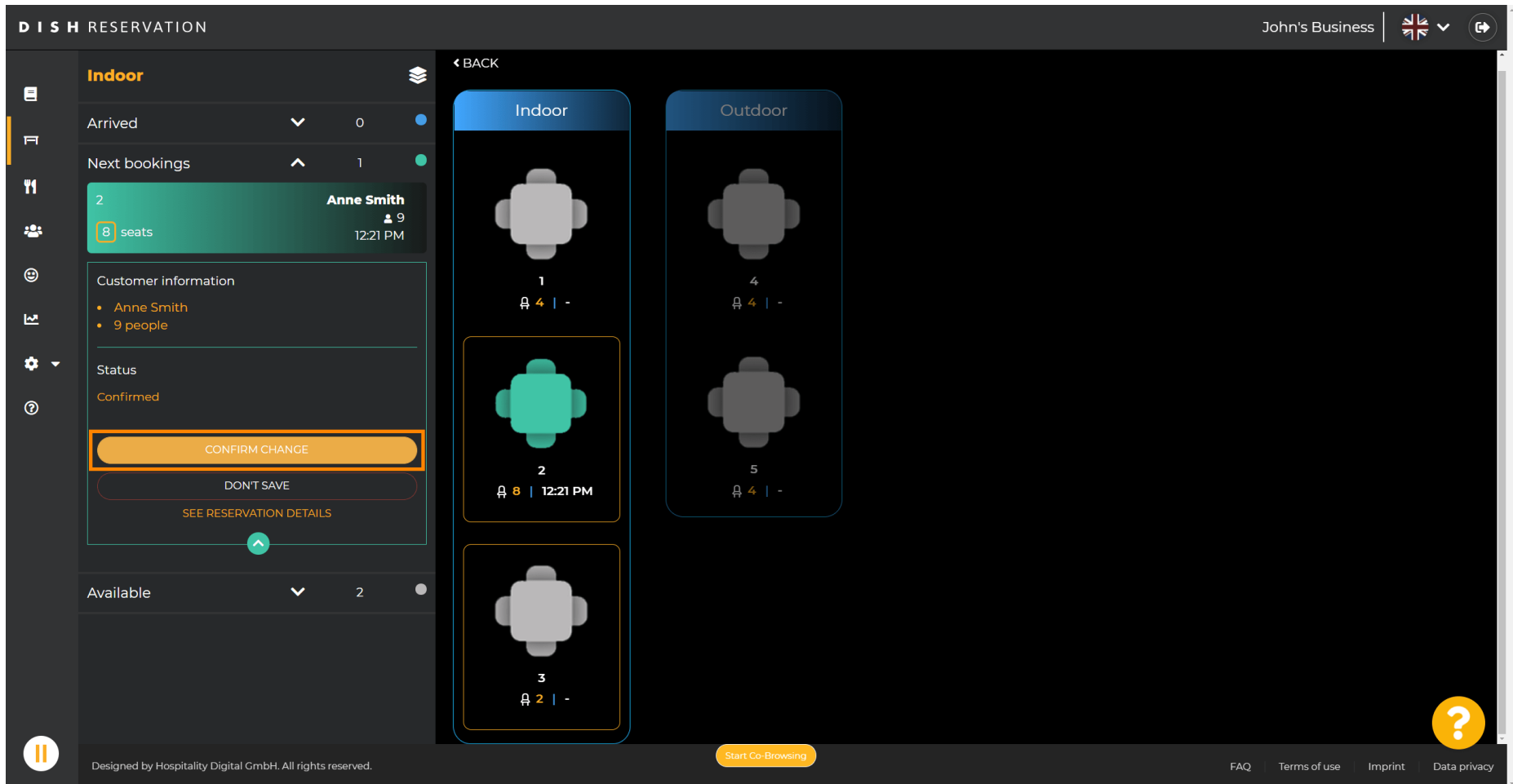
The screenshot displays the DISH RESERVATION interface. On the left, a sidebar contains navigation icons. The main content area is titled 'Indoor' and shows reservation details for 'Anne Smith' (9 people, 12:21 PM) with 8 seats. Below this, there are buttons for 'CONFIRM CHANGE', 'DONT SAVE', and 'SEE RESERVATION DETAILS'. The right side of the screen shows a table layout with two columns: 'Indoor' and 'Outdoor'. The 'Indoor' column has three tables: table 1 (4 seats), table 2 (8 seats, 12:21 PM, with a 'CONNECT TABLES' button highlighted), and table 3 (2 seats). The 'Outdoor' column has two tables: table 4 (4 seats) and table 5 (4 seats). The bottom of the screen features a 'Start Co-Browsing' button and a footer with 'Designed by Hospitality Digital GmbH. All rights reserved.' and links for 'FAQ', 'Terms of use', 'Imprint', and 'Data privacy'.



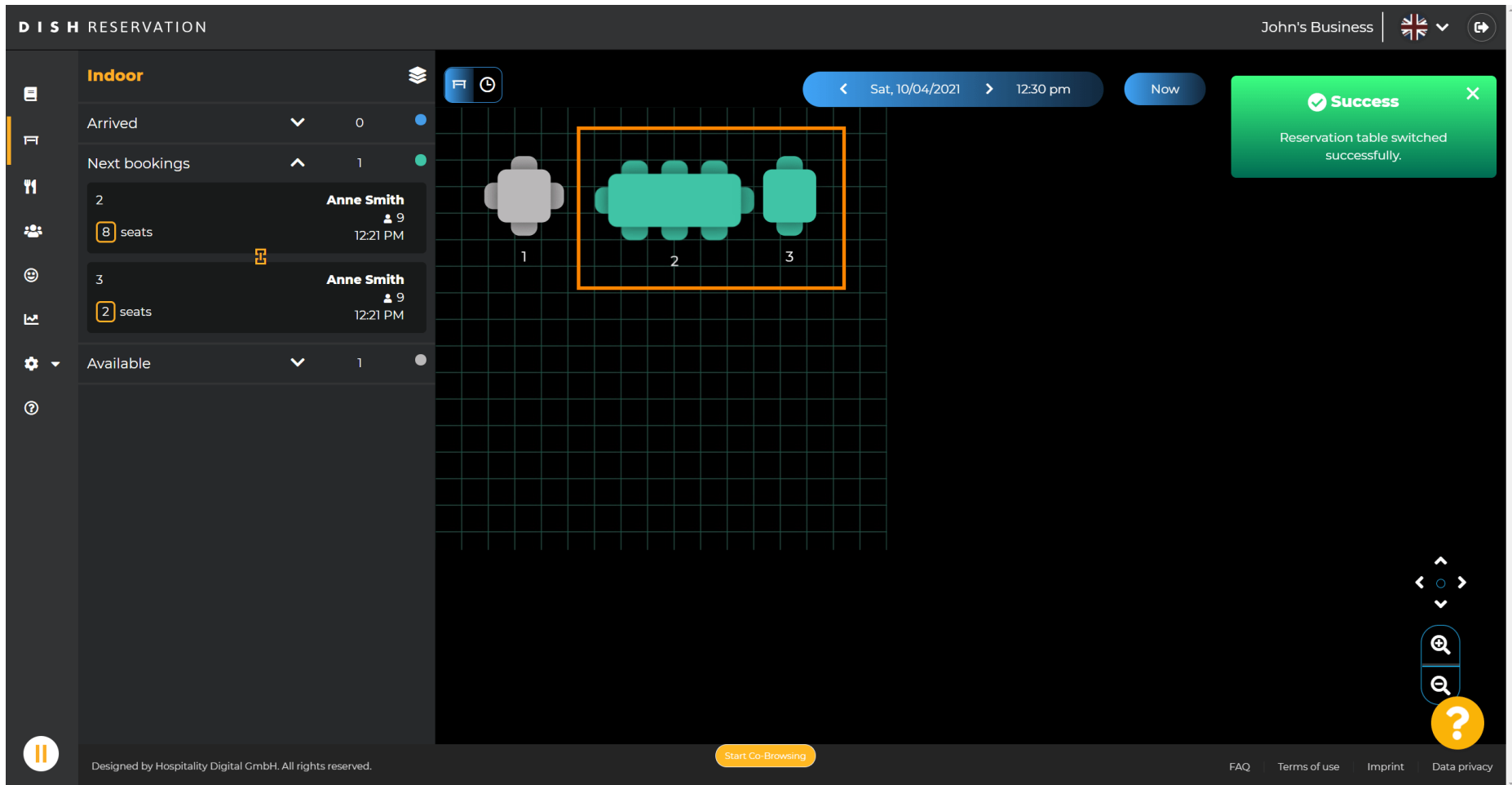
Continue selecionando outra **tabela** .

The screenshot displays the DISH RESERVATION app interface. On the left, a sidebar contains navigation icons. The main content area is titled "Indoor" and shows reservation details for "Anne Smith" (9 people, 12:21 PM) with 8 seats. Below this, there are buttons for "CONFIRM CHANGE", "DONT SAVE", and "SEE RESERVATION DETAILS". The "Available" section shows 2 tables. On the right, two columns of table options are shown: "Indoor" and "Outdoor". The "Indoor" column has three table icons: a 1-person table (4 seats), a 2-person table (8 seats, 12:21 PM), and a 3-person table (2 seats). The "Outdoor" column has two table icons: a 4-person table (4 seats) and a 5-person table (4 seats). The 2-person indoor table and the 3-person indoor table are highlighted with orange boxes, indicating they are the current selection.

Clique em **confirmar alteração** para salvar o grupo de mesas para esta reserva.



 Um grupo de mesas para a reserva do seu cliente foi adicionado com sucesso.



The screenshot displays the DISH RESERVATION interface. On the left, a sidebar lists reservation categories: 'Indoor' (0 arrived, 1 next booking), 'Next bookings' (2 bookings for Anne Smith at 12:21 PM, one with 8 seats and one with 2 seats), and 'Available' (1). The main area features a grid with three table icons labeled 1, 2, and 3. Table 2 is highlighted with an orange border. A green success message in the top right corner reads: 'Success: Reservation table switched successfully.' The interface also shows the date 'Sat, 10/04/2021' at 12:30 pm and a 'Now' button. At the bottom, there is a 'Start Co-Browsing' button and links for 'FAQ', 'Terms of use', 'Imprint', and 'Data privacy'.

Para configurar grupos de tabelas de forma diferente, volte ao painel e clique em **configurações**.

The screenshot displays the DISH RESERVATION interface. On the left, a dark sidebar contains a menu with the following items: Reservations, Menu, Guests, Feedback, Reports, Settings (highlighted with an orange border), and Help. The main content area features a teal notification banner at the top with the text "Have a walk-in customer? Received a reservation request over phone / email? Don't forget to add it to your reservation book!" and two orange buttons: "WALK-IN" and "ADD RESERVATION". Below this is a date range selector showing "Wed, 07/04/2021 - Wed, 07/04/2021". A filter bar includes radio buttons for "All" (selected), "Completed", and "Upcoming", along with icons for a calendar and a group of people, both showing a count of 0. The central area is mostly empty, displaying a large circular icon of a person with a magnifying glass and the text "No reservations available". A "Print" button is located at the bottom left of this area. At the bottom of the page, there is a status bar with a "Too many guests in house? Pause online reservations" message and a pause icon, a "Designed by Hospitality Digital GmbH. All rights reserved." footer, a "Start Co-Browsing" button, and a help icon (a question mark in a circle). The bottom right corner contains links for "FAQ", "Terms of use", "Imprint", and "Data privacy".



Clique em **mesas/assentos** para continuar.

DISH RESERVATION

HD* MTO

Have a walk-in customer? Received a reservation request over phone / email? Don't forget to add it to your reservation book!

WALK-IN ADD RESERVATION

Wed, 07/04/2021 - Wed, 07/04/2021

All Completed Upcoming 0 0

No reservations available

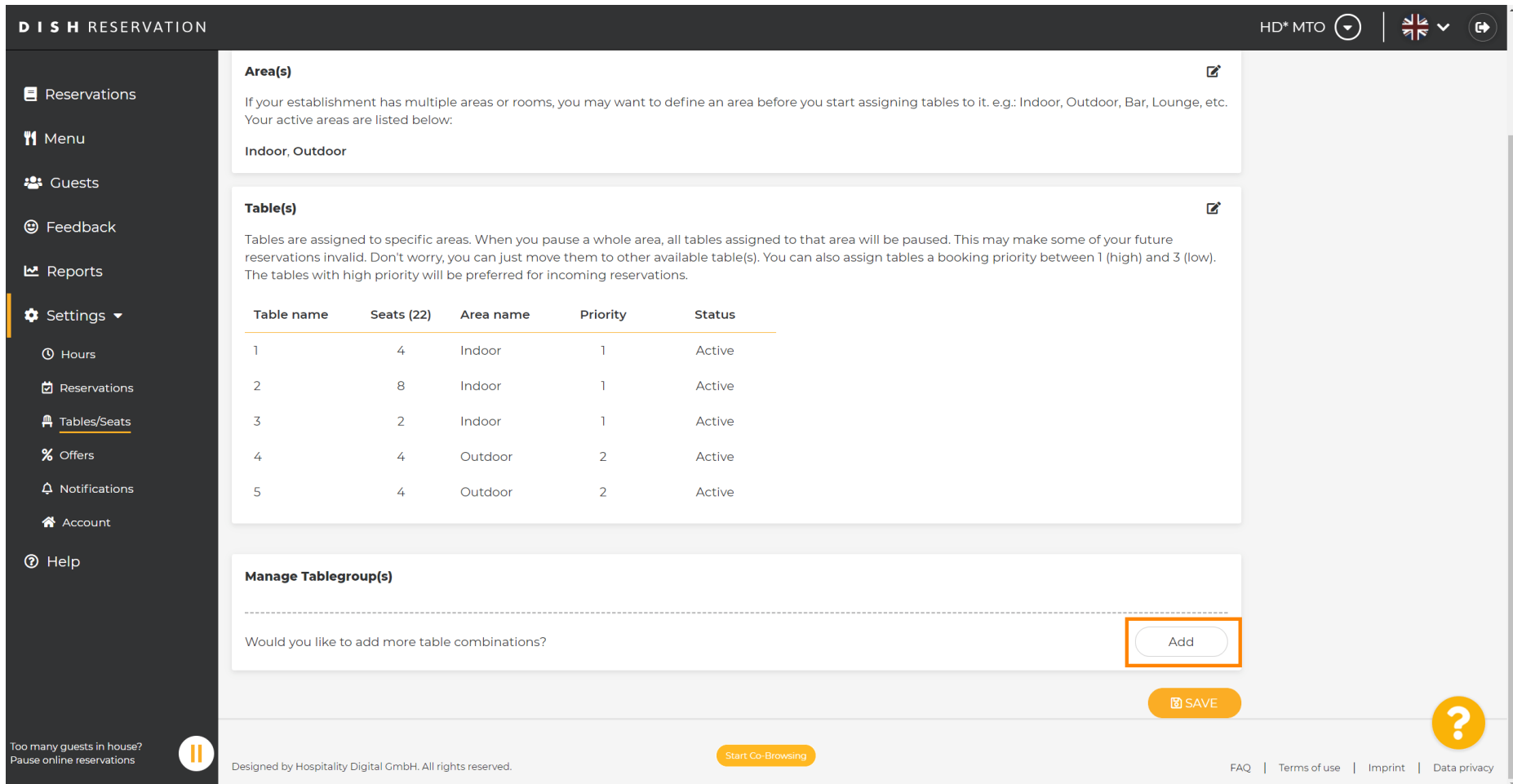
Print

Too many guests in house? Pause online reservations

Start Co-Browsing

FAQ | Terms of use | Imprint | Data privacy

Role para baixo e clique em **adicionar** para criar grupos de tabelas.



The screenshot shows the 'Tables/Seats' configuration page in the DISH RESERVATION system. The page is divided into three main sections: 'Area(s)', 'Table(s)', and 'Manage Tablegroup(s)'. The 'Area(s)' section lists active areas as 'Indoor, Outdoor'. The 'Table(s)' section contains a table with 5 rows of table configurations. The 'Manage Tablegroup(s)' section has a question 'Would you like to add more table combinations?' and an 'Add' button highlighted with an orange box. At the bottom right, there is a 'SAVE' button and a help icon. The footer includes a 'Start Co-Browsing' button and links for 'FAQ', 'Terms of use', 'Imprint', and 'Data privacy'.

Area(s)

If your establishment has multiple areas or rooms, you may want to define an area before you start assigning tables to it. e.g.: Indoor, Outdoor, Bar, Lounge, etc. Your active areas are listed below:

Indoor, Outdoor

Table(s)

Tables are assigned to specific areas. When you pause a whole area, all tables assigned to that area will be paused. This may make some of your future reservations invalid. Don't worry, you can just move them to other available table(s). You can also assign tables a booking priority between 1 (high) and 3 (low). The tables with high priority will be preferred for incoming reservations.

| Table name | Seats (22) | Area name | Priority | Status |
|------------|------------|-----------|----------|--------|
| 1 | 4 | Indoor | 1 | Active |
| 2 | 8 | Indoor | 1 | Active |
| 3 | 2 | Indoor | 1 | Active |
| 4 | 4 | Outdoor | 2 | Active |
| 5 | 4 | Outdoor | 2 | Active |

Manage Tablegroup(s)

Would you like to add more table combinations?

Too many guests in house? Pause online reservations

Designed by Hospitality Digital GmbH. All rights reserved.

FAQ | Terms of use | Imprint | Data privacy



DISH RESERVATION
HD* MTO ▼ | ▼ |

- Reservations
- Menu
- Guests
- Feedback
- Reports
- Settings ▼
 - Hours
 - Reservations
 - Tables/Seats
 - Offers
 - Notifications
 - Account
- Help

Area(s)

If your establishment has multiple areas or rooms, you may want to define an area before you start assigning tables to it. e.g.: Indoor, Outdoor, Bar, Lounge, etc. Your active areas are listed below:

Indoor, Outdoor

Table(s)

Tables are assigned to specific areas. When you pause a whole area, all tables assigned to that area will be paused. This may make some of your future reservations invalid. Don't worry, you can just move them to other available table(s). You can also assign tables a booking priority between 1 (high) and 3 (low). The tables with high priority will be preferred for incoming reservations.

| Table name | Seats (22) | Area name | Priority | Status |
|------------|------------|-----------|----------|--------|
| 1 | 4 | Indoor | 1 | Active |
| 2 | 8 | Indoor | 1 | Active |
| 3 | 2 | Indoor | 1 | Active |
| 4 | 4 | Outdoor | 2 | Active |
| 5 | 4 | Outdoor | 2 | Active |

Manage Tablegroup(s)

Don't forget to save your changes

(Please type name of tables)

Min.Guests

Max.Guests

Priority ▼

Would you like to add more table combinations? Add

Too many guests in house?
Pause online reservations

Start Co-Browsing

SAVE

?



Selecione o **nome/número da tabela** que você deseja combinar com outras tabelas.

DISH RESERVATION
HD* MTO ▼ 🇬🇧 ↻

- 📅 Reservations
- 🍴 Menu
- 👥 Guests
- 😊 Feedback
- 📊 Reports
- ⚙️ Settings ▼
 - 🕒 Hours
 - 📅 Reservations
 - 🍴 Tables/Seats
 - 📈 Offers
 - 🔔 Notifications
 - 👤 Account
 - 🔗 Help

Area(s) ✎

If your establishment has multiple areas or rooms, you may want to define an area before you start assigning tables to it. e.g.: Indoor, Outdoor, Bar, Lounge, etc. Your active areas are listed below:

Indoor, Outdoor

Table(s) ✎

Tables are assigned to specific areas. When you pause a whole area, all tables assigned to that area will be paused. This may make some of your future reservations invalid. Don't worry, you can just move them to other available table(s). You can also assign tables a booking priority between 1 (high) and 3 (low). The tables with high priority will be preferred for incoming reservations.

| Table name | Seats (22) | Area name | Priority | Status |
|------------|------------|-----------|----------|--------|
| 1 | 4 | Indoor | 1 | Active |
| 2 | 8 | Indoor | 1 | Active |
| 3 | 2 | Indoor | 1 | Active |
| 4 | 4 | Outdoor | 2 | Active |
| 1 | | | 2 | Active |

Priority ▼

🗑️

Would you like to add more table combinations?

Add

Too many guests in house?
Pause online reservations

⏸️














Start Co-Browsing


SAVE

?

 Clique na mesma caixa para adicionar outra tabela.


DISH RESERVATION
HD* MTO ▼ 🇬🇧 ▼ ↻

-  Reservations
-  Menu
-  Guests
-  Feedback
-  Reports
-  Settings ▼
-  Hours
-  Reservations
-  Tables/Seats
-  Offers
-  Notifications
-  Account
-  Help

Area(s) 

If your establishment has multiple areas or rooms, you may want to define an area before you start assigning tables to it. e.g.: Indoor, Outdoor, Bar, Lounge, etc. Your active areas are listed below:

Indoor, Outdoor

Table(s) 

Tables are assigned to specific areas. When you pause a whole area, all tables assigned to that area will be paused. This may make some of your future reservations invalid. Don't worry, you can just move them to other available table(s). You can also assign tables a booking priority between 1 (high) and 3 (low). The tables with high priority will be preferred for incoming reservations.

| Table name | Seats (22) | Area name | Priority | Status |
|------------|------------|-----------|----------|--------|
| 1 | 4 | Indoor | 1 | Active |
| 2 | 8 | Indoor | 1 | Active |
| 3 | 2 | Indoor | 1 | Active |
| 4 | 4 | Outdoor | 2 | Active |
| 5 | 4 | Outdoor | 2 | Active |

Manage Tablegroup(s)


Don't forget to save your changes

x 2
✕

Min.Guests

Max.Guests

Priority ▼



Would you like to add more table combinations? Add

Too many guests in house?
 Pause online reservations ||

Start Co-Browsing

SAVE

?

Selecione o **nome da tabela** para combinar as tabelas.

DISH RESERVATION
HD* MTO ▼ 🇬🇧 ↻

- 📅 Reservations
- 🍴 Menu
- 👥 Guests
- 😊 Feedback
- 📊 Reports
- ⚙️ Settings ▼
 - 🕒 Hours
 - 📅 Reservations
 - 🍴 Tables/Seats
 - 📈 Offers
 - 🔔 Notifications
 - 👤 Account
- 🔗 Help

Area(s) ✎

If your establishment has multiple areas or rooms, you may want to define an area before you start assigning tables to it. e.g.: Indoor, Outdoor, Bar, Lounge, etc. Your active areas are listed below:

Indoor, Outdoor

Table(s) ✎

Tables are assigned to specific areas. When you pause a whole area, all tables assigned to that area will be paused. This may make some of your future reservations invalid. Don't worry, you can just move them to other available table(s). You can also assign tables a booking priority between 1 (high) and 3 (low). The tables with high priority will be preferred for incoming reservations.

| Table name | Seats (22) | Area name | Priority | Status |
|------------|------------|-----------|----------|--------|
| 1 | 4 | Indoor | 1 | Active |
| 2 | 8 | Indoor | 1 | Active |
| 3 | 2 | Indoor | 1 | Active |
| 4 | 4 | Outdoor | 2 | Active |
| 5 | 4 | Outdoor | 2 | Active |

1

3

* 2 ✕

Min.Guests

Max.Guests

Priority ▼

🗑️

Would you like to add more table combinations? Add

Too many guests in house?
 Pause online reservations ⏸

Start Co-Browsing

SAVE

?

Agora digite o número **mínimo de convidados** que podem ser reservados neste grupo de mesas.

DISH RESERVATION
HD* MTO | 🇬🇧 | ↻

- 📅 Reservations
- 🍴 Menu
- 👥 Guests
- 😊 Feedback
- 📊 Reports
- ⚙️ Settings ▾
 - 🕒 Hours
 - 📅 Reservations
 - 👤 Tables/Seats
 - 📈 Offers
 - 🔔 Notifications
 - 👤 Account
- 🔗 Help

Area(s) ✎

If your establishment has multiple areas or rooms, you may want to define an area before you start assigning tables to it. e.g.: Indoor, Outdoor, Bar, Lounge, etc. Your active areas are listed below:

Indoor, Outdoor

Table(s) ✎

Tables are assigned to specific areas. When you pause a whole area, all tables assigned to that area will be paused. This may make some of your future reservations invalid. Don't worry, you can just move them to other available table(s). You can also assign tables a booking priority between 1 (high) and 3 (low). The tables with high priority will be preferred for incoming reservations.

| Table name | Seats (22) | Area name | Priority | Status |
|------------|------------|-----------|----------|--------|
| 1 | 4 | Indoor | 1 | Active |
| 2 | 8 | Indoor | 1 | Active |
| 3 | 2 | Indoor | 1 | Active |
| 4 | 4 | Outdoor | 2 | Active |
| 5 | 4 | Outdoor | 2 | Active |

Manage Tablegroup(s)

Don't forget to save your changes

✖ 2 ✖ 3

✖

Max.Guests

Priority ▾

🗑️

Would you like to add more table combinations? Add

Too many guests in house?
Pause online reservations

⏸

Start Co-Browsing

SAVE

?

Em seguida, digite o número **máximo de convidados** para continuar.

DISH RESERVATION
HD* MTO | 🇬🇧 | ↻

- 📅 Reservations
- 🍴 Menu
- 👥 Guests
- 😊 Feedback
- 📊 Reports
- ⚙️ Settings ▾
 - 🕒 Hours
 - 📅 Reservations
 - 🍴 Tables/Seats
 - 📈 Offers
 - 🔔 Notifications
 - 👤 Account
- 🔗 Help

Area(s) ✎

If your establishment has multiple areas or rooms, you may want to define an area before you start assigning tables to it. e.g.: Indoor, Outdoor, Bar, Lounge, etc. Your active areas are listed below:

Indoor, Outdoor

Table(s) ✎

Tables are assigned to specific areas. When you pause a whole area, all tables assigned to that area will be paused. This may make some of your future reservations invalid. Don't worry, you can just move them to other available table(s). You can also assign tables a booking priority between 1 (high) and 3 (low). The tables with high priority will be preferred for incoming reservations.

| Table name | Seats (22) | Area name | Priority | Status |
|------------|------------|-----------|----------|--------|
| 1 | 4 | Indoor | 1 | Active |
| 2 | 8 | Indoor | 1 | Active |
| 3 | 2 | Indoor | 1 | Active |
| 4 | 4 | Outdoor | 2 | Active |
| 5 | 4 | Outdoor | 2 | Active |

Manage Tablegroup(s)

Don't forget to save your changes

*2 *3

9

1

Priority ▾

🗑️

Would you like to add more table combinations? Add

Too many guests in house?
 Pause online reservations
 ||

Start Co-Browsing

SAVE

?

Agora, selecione a **prioridade** para este grupo de tabelas.

DISH RESERVATION
HD* MTO ▼ 🇬🇧 ↻

- 📅 Reservations
- 🍴 Menu
- 👥 Guests
- 😊 Feedback
- 📊 Reports
- ⚙️ Settings ▼
 - 🕒 Hours
 - 📅 Reservations
 - 🍴 Tables/Seats
 - 📈 Offers
 - 🔔 Notifications
 - 👤 Account
- 🔗 Help

Area(s) ✎

If your establishment has multiple areas or rooms, you may want to define an area before you start assigning tables to it. e.g.: Indoor, Outdoor, Bar, Lounge, etc. Your active areas are listed below:

Indoor, Outdoor

Table(s) ✎

Tables are assigned to specific areas. When you pause a whole area, all tables assigned to that area will be paused. This may make some of your future reservations invalid. Don't worry, you can just move them to other available table(s). You can also assign tables a booking priority between 1 (high) and 3 (low). The tables with high priority will be preferred for incoming reservations.

| Table name | Seats (22) | Area name | Priority | Status |
|------------|------------|-----------|----------|--------|
| 1 | 4 | Indoor | 1 | Active |
| 2 | 8 | Indoor | 1 | Active |
| 3 | 2 | Indoor | 1 | Active |
| 4 | 4 | Outdoor | 2 | Active |
| 5 | 4 | Outdoor | 2 | Active |

Manage Tablegroup(s)

Don't forget to save your changes

*2
*3
✕

9

10

Priority ▼

🗑️

Would you like to add more table combinations?

Add

Prio 1

Prio 2

Prio 3

Too many guests in house?
 Pause online reservations ⏸

Start Co-Browsing

SAVE

?



Conclua o processo clicando no botão **salvar** .

DISH RESERVATION
HD* MTO ▼ | 🇬🇧 ▼ | ↻

- 📅 Reservations
- 🍴 Menu
- 👥 Guests
- 😊 Feedback
- 📊 Reports
- ⚙️ Settings ▼
 - 🕒 Hours
 - 📅 Reservations
 - 🪑 Tables/Seats
 - 📈 Offers
 - 🔔 Notifications
 - 👤 Account
- 🔗 Help

If your establishment has multiple areas or rooms, you may want to define an area before you start assigning tables to it. e.g.: Indoor, Outdoor, Bar, Lounge, etc. Your active areas are listed below:

Indoor, Outdoor

Table(s) ✎

Tables are assigned to specific areas. When you pause a whole area, all tables assigned to that area will be paused. This may make some of your future reservations invalid. Don't worry, you can just move them to other available table(s). You can also assign tables a booking priority between 1 (high) and 3 (low). The tables with high priority will be preferred for incoming reservations.

| Table name | Seats (22) | Area name | Priority | Status |
|------------|------------|-----------|----------|--------|
| 1 | 4 | Indoor | 1 | Active |
| 2 | 8 | Indoor | 1 | Active |
| 3 | 2 | Indoor | 1 | Active |
| 4 | 4 | Outdoor | 2 | Active |
| 5 | 4 | Outdoor | 2 | Active |

Manage Tablegroup(s)

Don't forget to save your changes

*2
*3
✕

9

10

Prio 2 ▼

🗑️

Would you like to add more table combinations? Add

Too many guests in house?
Pause online reservations ⏸

Start Co-Browsing

SAVE

?



Pronto. Você concluiu o tutorial e agora sabe como configurar grupos de tabelas.

DISH RESERVATION
HD* MTO | |

- Reservations
- Menu
- Guests
- Feedback
- Reports
- Settings ▾
 - Hours
 - Reservations
 - Tables/Seats
 - Offers
 - Notifications
 - Account
- Help

If your establishment has multiple areas or rooms, you may want to define an area before you start assigning tables to it. e.g.: Indoor, Outdoor, Bar, Lounge, etc.
Your active areas are listed below:

Indoor, Outdoor

Table(s)

Tables are assigned to specific areas. When you pause a whole area, all tables assigned to that area will be paused. This may make some of your future reservations invalid. Don't worry, you can just move them to other available table(s). You can also assign tables a booking priority between 1 (high) and 3 (low). The tables with high priority will be preferred for incoming reservations.

| Table name | Seats (22) | Area name | Priority | Status |
|------------|------------|-----------|----------|--------|
| 1 | 4 | Indoor | 1 | Active |
| 2 | 8 | Indoor | 1 | Active |
| 3 | 2 | Indoor | 1 | Active |
| 4 | 4 | Outdoor | 2 | Active |
| 5 | 4 | Outdoor | 2 | Active |

Tablegroups

You can configure table combinations here. If reservations don't fit any of the tables, we will try to configure one of the configured table combinations for this reservation. Please configure a line for each possible combination, a specific table can be used in multiple combinations, You can configure minimum and maximum number of guests, which fit on

| Tables | Min.Guests | Max.Guests | Priority | Status |
|--------|------------|------------|----------|--------|
| 2, 3 | 9 | 10 | 2 | Active |

Too many guests in house?
Pause online reservations

Designed by Hospitality Digital GmbH. All rights reserved.

[Start Co-Browsing](#)

?

[FAQ](#) | [Terms of use](#) | [Imprint](#) | [Data privacy](#)

Areas, Tables and TableGroups successfully saved.



Escaneie para ir para o player interativo