

Počevši od nadzorne ploče web-mjesta DISH, kliknite na **Postavke**.

The screenshot shows the 'Website Performance' dashboard for the restaurant 'hd* der goldene Hahn'. The dashboard includes a sidebar menu with 'Settings' highlighted, a main header with 'VISIT WEBSITE' and 'English' options, and several performance metrics:

- Website views the past 28 days:** 4 views, showing a +300.0% increase.
- Website views per day:** A bar chart showing 1 view on 27.04 and 3 views on 29.04.
- Top browsing languages:** 2 views from the United Kingdom.
- Top devices:** A pie chart showing 100% from 'Other' devices, with a 'Start Co-Browsing' button.
- Opening hours views:** 0 views, showing a +0.0% increase.
- Contacts:** 0 contacts, showing a +0.0% increase.

A question mark icon is visible in the bottom right corner of the dashboard area.



Sada odaberite **Izbornik**.

The screenshot shows a dashboard for 'hd* der golden...' (METROSTR. 1, DÜSSELDORF, DE). The 'Menu' item in the left sidebar is highlighted with an orange box. The main content area is titled 'Website Performance' and contains several data cards:

- hd* der goldene Hahn**: Last data generation: 29/04/2021. Shows 4 website views the past 28 days with a +300.0% increase.
- Website views per day**: A bar chart showing views from 01.04 to 29.04. Views are 0 until 27.04, then 1 on 27.04, and 3 on 29.04.
- Top browsing languages**: Shows 2 views from the United Kingdom.
- Top devices**: A pie chart showing 100% from 'Other' devices. Includes a 'Start Co-Browsing' button.
- Opening hours views**: Shows 0 views with a +0.0% increase.
- Contacts**: Shows 0 contacts with a +0.0% increase.

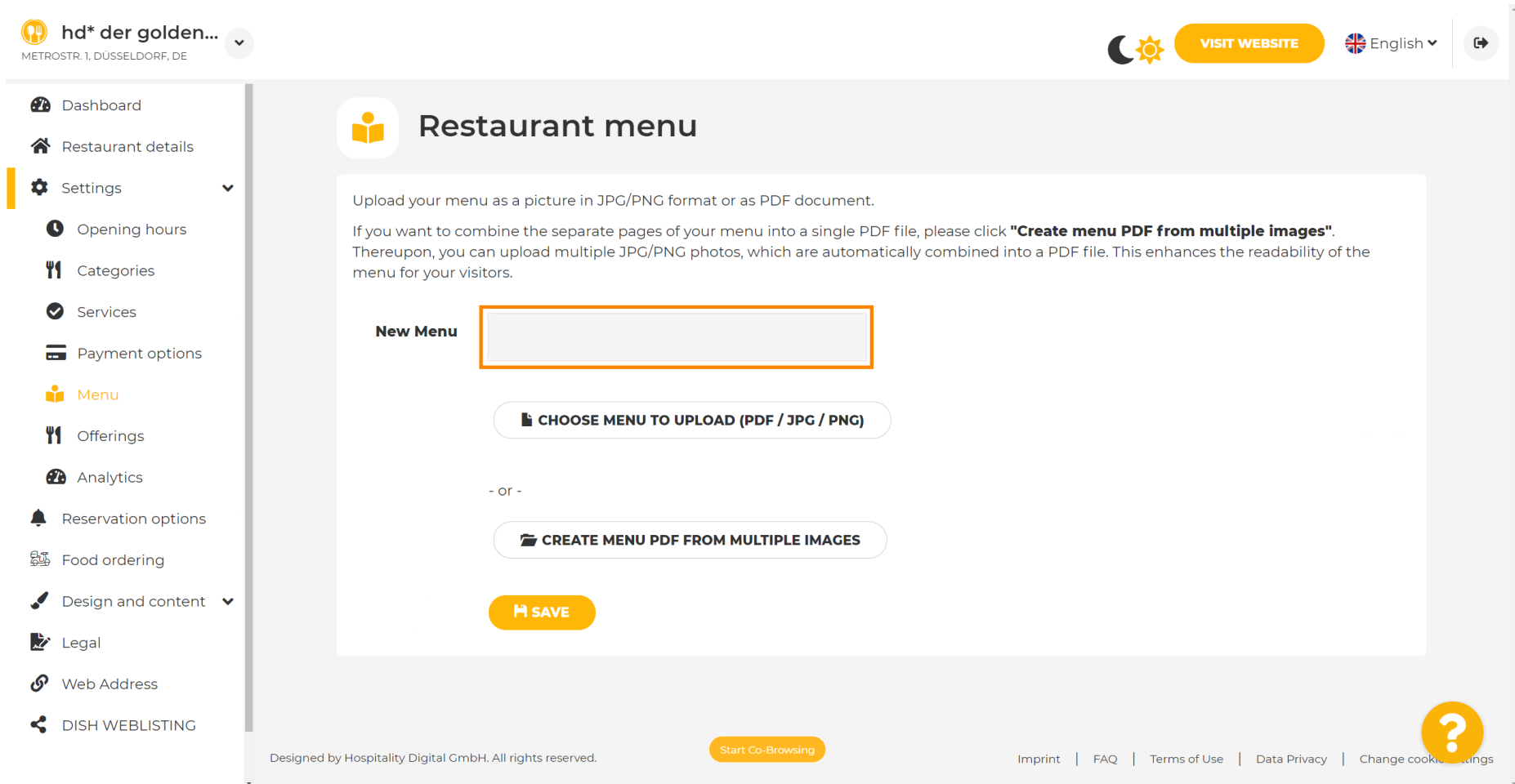
A yellow question mark icon is located in the bottom right corner of the dashboard.



Ovdje dodajte ili promijenite svoj jelovnik. Može se prenijeti kao dovršeni jelovnik ili ga možete izraditi učitavanjem više slika. **Napomena: Podržani formati su PDF/JPG/PNG**

The screenshot displays the 'Restaurant menu' management interface. On the left is a sidebar menu with options: Dashboard, Restaurant details, Settings (highlighted), Opening hours, Categories, Services, Payment options, Menu (highlighted), Offerings, Analytics, Reservation options, Food ordering, Design and content, Legal, Web Address, and DISH WEBLISTING. The main content area is titled 'Restaurant menu' and contains instructions: 'Upload your menu as a picture in JPG/PNG format or as PDF document. If you want to combine the separate pages of your menu into a single PDF file, please click "Create menu PDF from multiple images". Thereupon, you can upload multiple JPG/PNG photos, which are automatically combined into a PDF file. This enhances the readability of the menu for your visitors.' Below the text, there is a 'New Menu' label, a grey upload area, a button 'CHOOSE MENU TO UPLOAD (PDF / JPG / PNG)', a separator '- or -', a button 'CREATE MENU PDF FROM MULTIPLE IMAGES', and a yellow 'SAVE' button. The top of the interface shows the restaurant name 'hd* der golden...', address 'METROSTR. 1, DÜSSELDORF, DE', a 'VISIT WEBSITE' button, and a language selector set to 'English'. The footer includes 'Designed by Hospitality Digital GmbH. All rights reserved.', a 'Start Co-Browsing' button, and links for 'Imprint', 'FAQ', 'Terms of Use', 'Data Privacy', and 'Change cookie settings'.

Imenujte svoj jelovnik ovdje.



The screenshot shows the 'Restaurant menu' management interface. On the left is a navigation sidebar with options like Dashboard, Restaurant details, Settings, Opening hours, Categories, Services, Payment options, Menu, Offerings, Analytics, Reservation options, Food ordering, Design and content, Legal, Web Address, and DISH WEBLISTING. The main content area is titled 'Restaurant menu' and contains instructions for uploading a menu as a picture or PDF. It features a 'New Menu' label, a highlighted upload box, and two buttons: 'CHOOSE MENU TO UPLOAD (PDF / JPG / PNG)' and 'CREATE MENU PDF FROM MULTIPLE IMAGES'. A 'SAVE' button is at the bottom. The footer includes 'Designed by Hospitality Digital GmbH. All rights reserved.', a 'Start Co-Browsing' button, and links for Imprint, FAQ, Terms of Use, Data Privacy, and Change cookie settings. A help icon is in the bottom right corner.

hd* der golden...
METROSTR. 1, DÜSSELDORF, DE

VISIT WEBSITE English

Restaurant menu

Upload your menu as a picture in JPG/PNG format or as PDF document.

If you want to combine the separate pages of your menu into a single PDF file, please click **"Create menu PDF from multiple images"**. Thereupon, you can upload multiple JPG/PNG photos, which are automatically combined into a PDF file. This enhances the readability of the menu for your visitors.

New Menu

CHOOSE MENU TO UPLOAD (PDF / JPG / PNG)

- or -

CREATE MENU PDF FROM MULTIPLE IMAGES

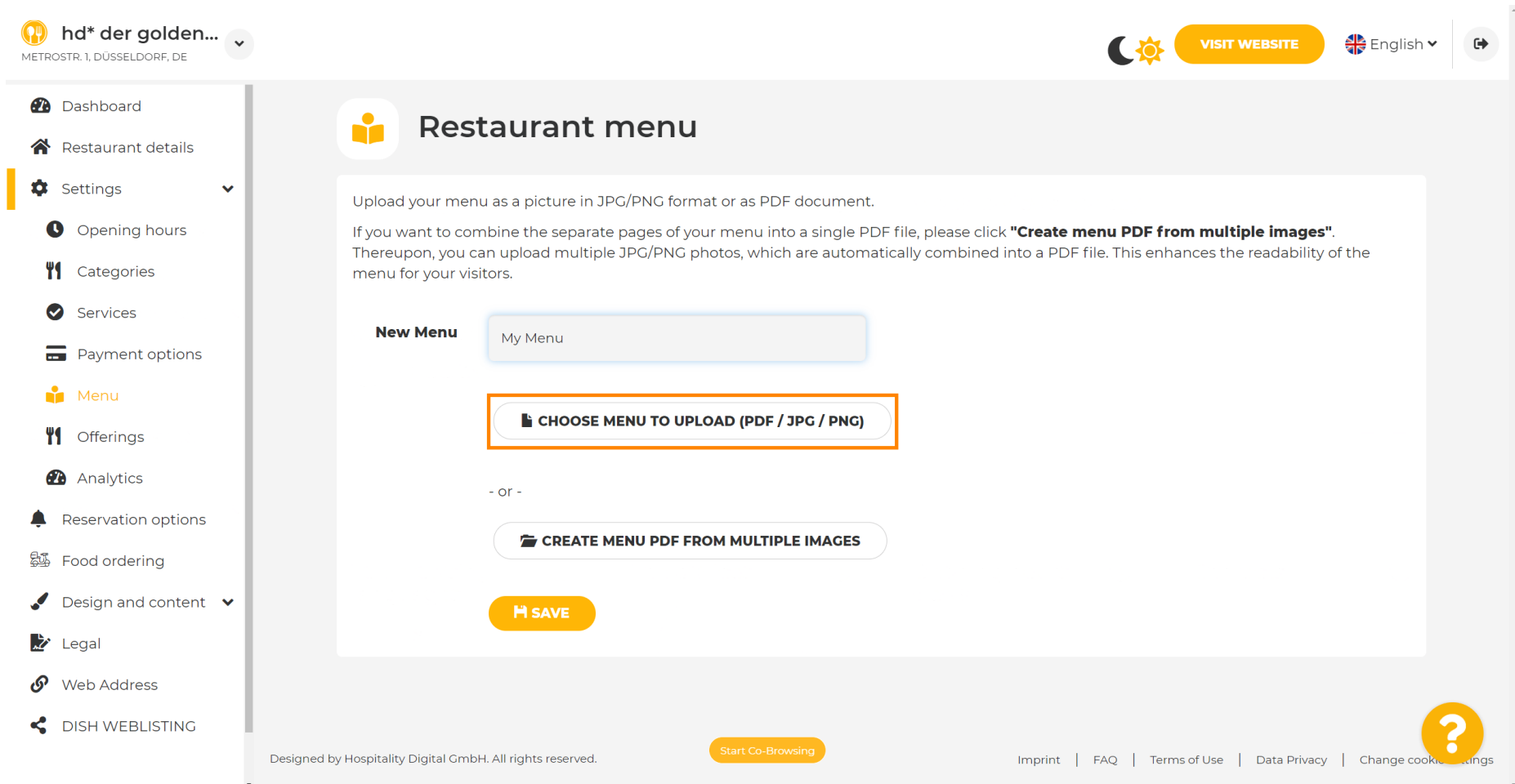
SAVE

Designed by Hospitality Digital GmbH. All rights reserved. Start Co-Browsing

Imprint | FAQ | Terms of Use | Data Privacy | Change cookie settings



Kliknite **ODABERITE JELOVNIK ZA PRIJENOS (PDF / JPG / PNG)** ako već imate datoteku svog punog jelovnika.



hd* der golden...
METROSTR. 1, DÜSSELDORF, DE

VISIT WEBSITE English

Restaurant menu

Upload your menu as a picture in JPG/PNG format or as PDF document.

If you want to combine the separate pages of your menu into a single PDF file, please click **"Create menu PDF from multiple images"**. Thereupon, you can upload multiple JPG/PNG photos, which are automatically combined into a PDF file. This enhances the readability of the menu for your visitors.

New Menu My Menu

CHOOSE MENU TO UPLOAD (PDF / JPG / PNG)

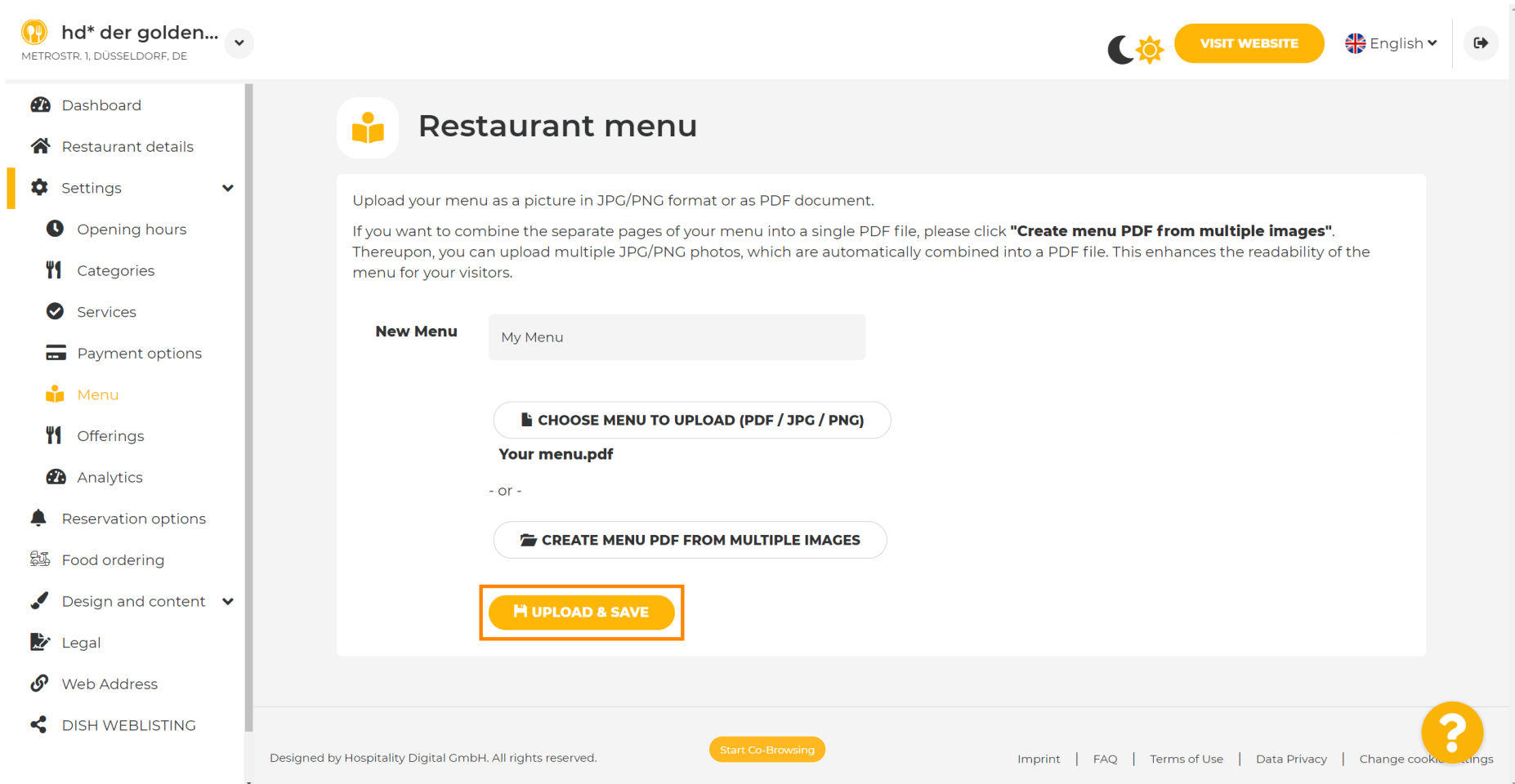
- or -

CREATE MENU PDF FROM MULTIPLE IMAGES

SAVE

Designed by Hospitality Digital GmbH. All rights reserved. Start Co-Browsing Imprint | FAQ | Terms of Use | Data Privacy | Change cookie settings

Nakon što je učitavanje završeno, kliknite na **PRENOSI I SIGURNO**.



The screenshot shows the 'Restaurant menu' management interface. On the left is a sidebar with navigation options: Dashboard, Restaurant details, Settings (highlighted), Opening hours, Categories, Services, Payment options, Menu (highlighted), Offerings, Analytics, Reservation options, Food ordering, Design and content, Legal, Web Address, and DISH WEBLISTING. The main content area is titled 'Restaurant menu' and contains instructions: 'Upload your menu as a picture in JPG/PNG format or as PDF document.' and 'If you want to combine the separate pages of your menu into a single PDF file, please click "Create menu PDF from multiple images". Thereupon, you can upload multiple JPG/PNG photos, which are automatically combined into a PDF file. This enhances the readability of the menu for your visitors.'

Below the instructions, there is a 'New Menu' section with a text input field containing 'My Menu'. Below this is a button labeled 'CHOOSE MENU TO UPLOAD (PDF / JPG / PNG)'. Underneath, it says 'Your menu.pdf' followed by '- or -' and another button labeled 'CREATE MENU PDF FROM MULTIPLE IMAGES'. At the bottom of this section is a large orange button labeled 'UPLOAD & SAVE', which is highlighted with a red box. The top right of the interface includes a 'VISIT WEBSITE' button, a language selector set to 'English', and a help icon. The footer contains the text 'Designed by Hospitality Digital GmbH. All rights reserved.', a 'Start Co-Browsing' button, and links for 'Imprint', 'FAQ', 'Terms of Use', 'Data Privacy', and 'Change cookie settings'.



Ovdje će se prikazati učitani izbornik.

hd* der golden...
METROSTR. 1, DÜSSELDORF, DE

VISIT WEBSITE English

Restaurant menu

Upload your menu as a picture in JPG/PNG format or as PDF document.

If you want to combine the separate pages of your menu into a single PDF file, please click **"Create menu PDF from multiple images"**. Thereupon, you can upload multiple JPG/PNG photos, which are automatically combined into a PDF file. This enhances the readability of the menu for your visitors.

Menu My Menu **Document** My Menu.pdf **REMOVE**

New Menu

CHOOSE MENU TO UPLOAD (PDF / JPG / PNG)

- or -

CREATE MENU PDF FROM MULTIPLE IMAGES

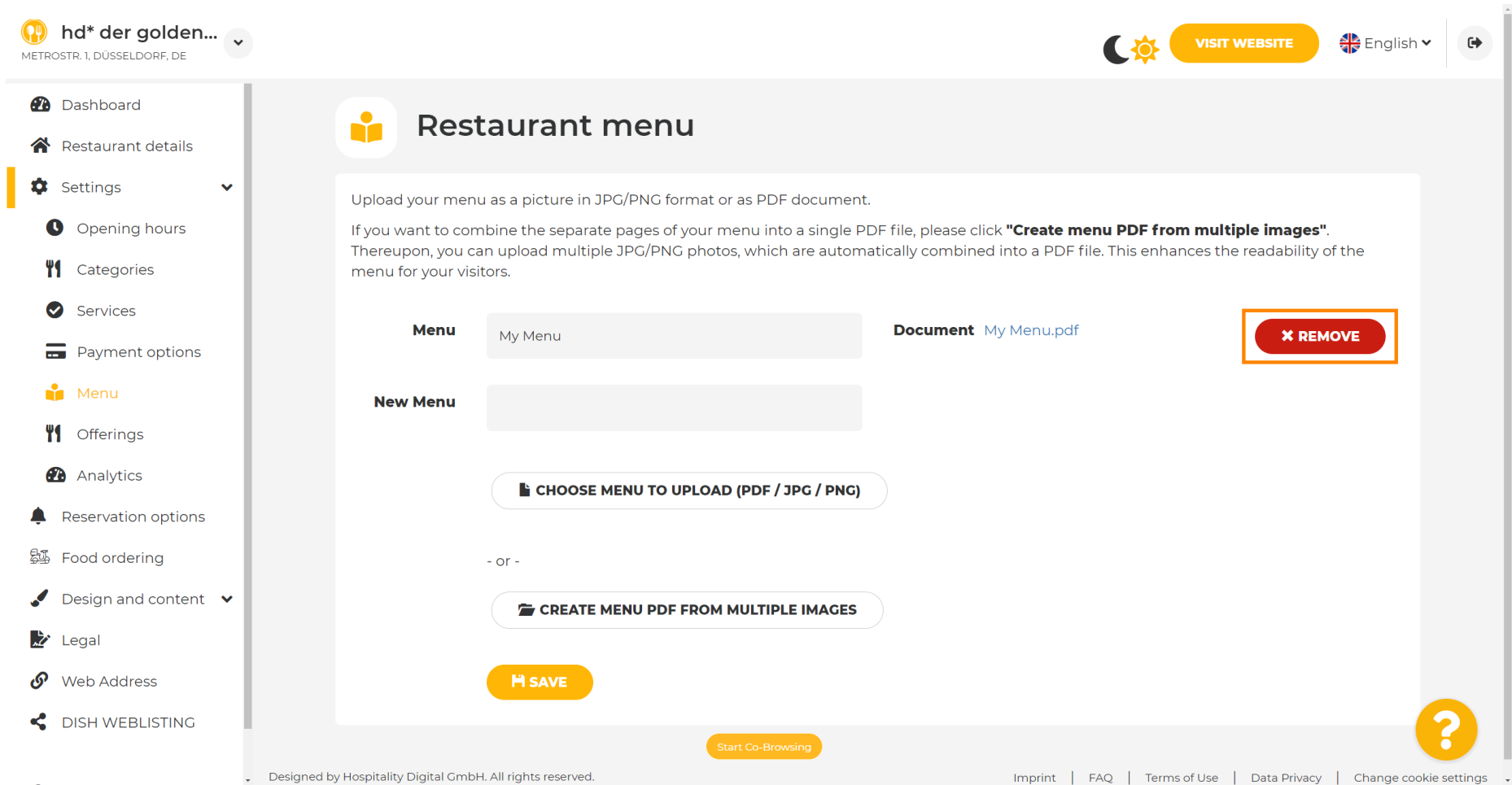
SAVE

Start Co-Browsing

Designed by Hospitality Digital GmbH. All rights reserved. Imprint | FAQ | Terms of Use | Data Privacy | Change cookie settings



Ukoliko vaš jelovnik više nije ažuran, a želite ga obrisati, kliknite **UKLONI**.

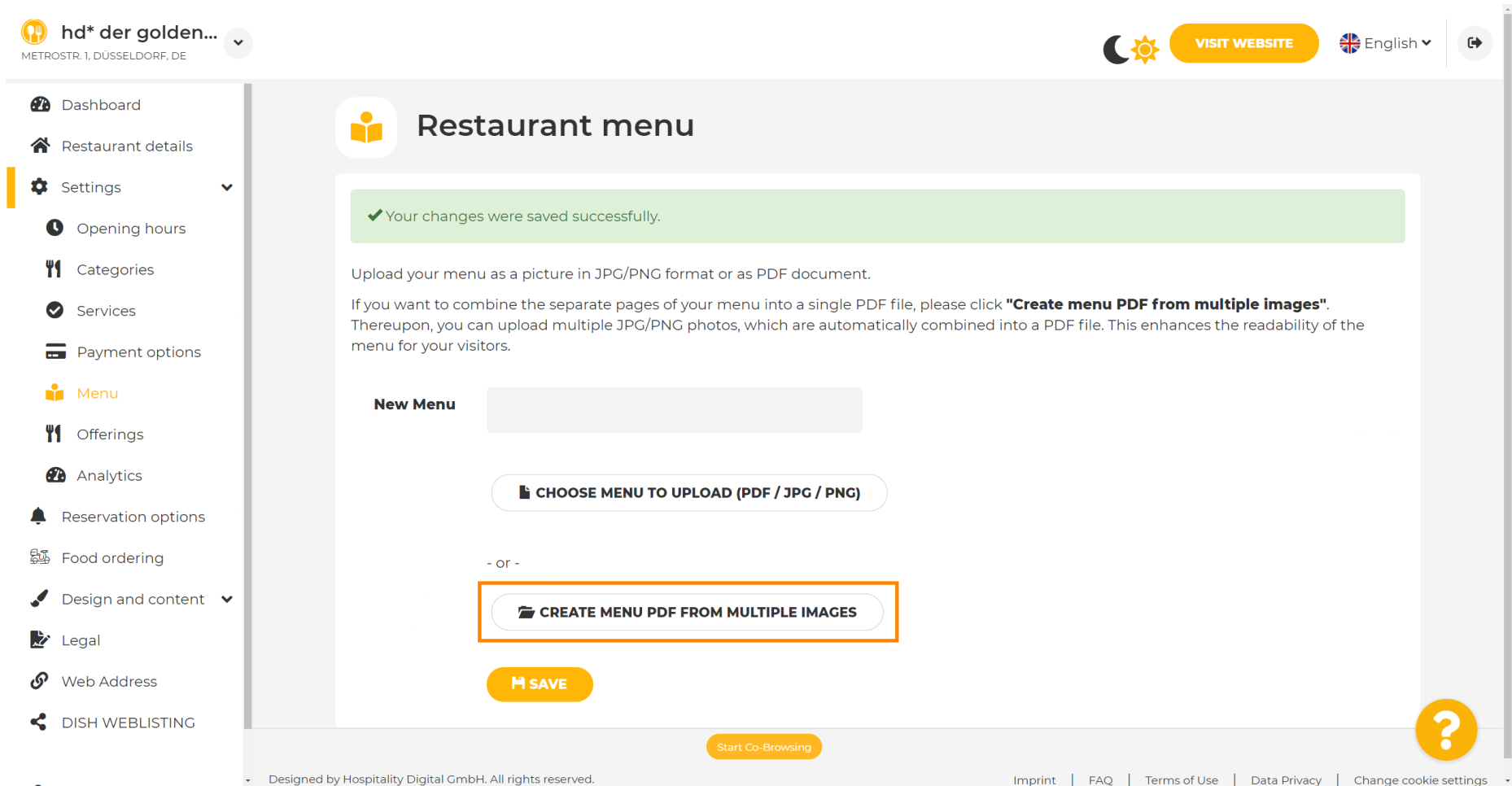


The screenshot shows the 'Restaurant menu' management interface. At the top left, the restaurant name 'hd* der golden...' and location 'METROSTR. 1, DÜSSELDORF, DE' are displayed. A navigation menu on the left includes options like Dashboard, Restaurant details, Settings, Opening hours, Categories, Services, Payment options, Menu (highlighted), Offerings, Analytics, Reservation options, Food ordering, Design and content, Legal, Web Address, and DISH WEBLISTING. The main content area is titled 'Restaurant menu' and contains instructions: 'Upload your menu as a picture in JPG/PNG format or as PDF document.' and 'If you want to combine the separate pages of your menu into a single PDF file, please click "Create menu PDF from multiple images". Thereupon, you can upload multiple JPG/PNG photos, which are automatically combined into a PDF file. This enhances the readability of the menu for your visitors.'

The interface shows a 'Menu' field with the value 'My Menu' and a 'Document' field with the value 'My Menu.pdf'. A red 'REMOVE' button is positioned to the right of the document field. Below these fields is a 'New Menu' input field. Two buttons are available for action: 'CHOOSE MENU TO UPLOAD (PDF / JPG / PNG)' and 'CREATE MENU PDF FROM MULTIPLE IMAGES'. A 'SAVE' button is located at the bottom of the main content area. A 'Start Co-Browsing' button is visible at the bottom center, and a help icon (?) is at the bottom right. The footer contains the text 'Designed by Hospitality Digital GmbH. All rights reserved.' and links for 'Imprint', 'FAQ', 'Terms of Use', 'Data Privacy', and 'Change cookie settings'.



Za prijenos jelovnika koji se sastoji od više stranica kliknite na **STVARAJ IZBORNIK PDF IZ VIŠE SLIKA**.



hd* der golden...
METROSTR. 1, DÜSSELDORF, DE

VISIT WEBSITE English

Dashboard
Restaurant details
Settings
Opening hours
Categories
Services
Payment options
Menu
Offerings
Analytics
Reservation options
Food ordering
Design and content
Legal
Web Address
DISH WEBLISTING

Restaurant menu

✓ Your changes were saved successfully.

Upload your menu as a picture in JPG/PNG format or as PDF document.

If you want to combine the separate pages of your menu into a single PDF file, please click **"Create menu PDF from multiple images"**. Thereupon, you can upload multiple JPG/PNG photos, which are automatically combined into a PDF file. This enhances the readability of the menu for your visitors.

New Menu

CHOOSE MENU TO UPLOAD (PDF / JPG / PNG)

- or -

CREATE MENU PDF FROM MULTIPLE IMAGES

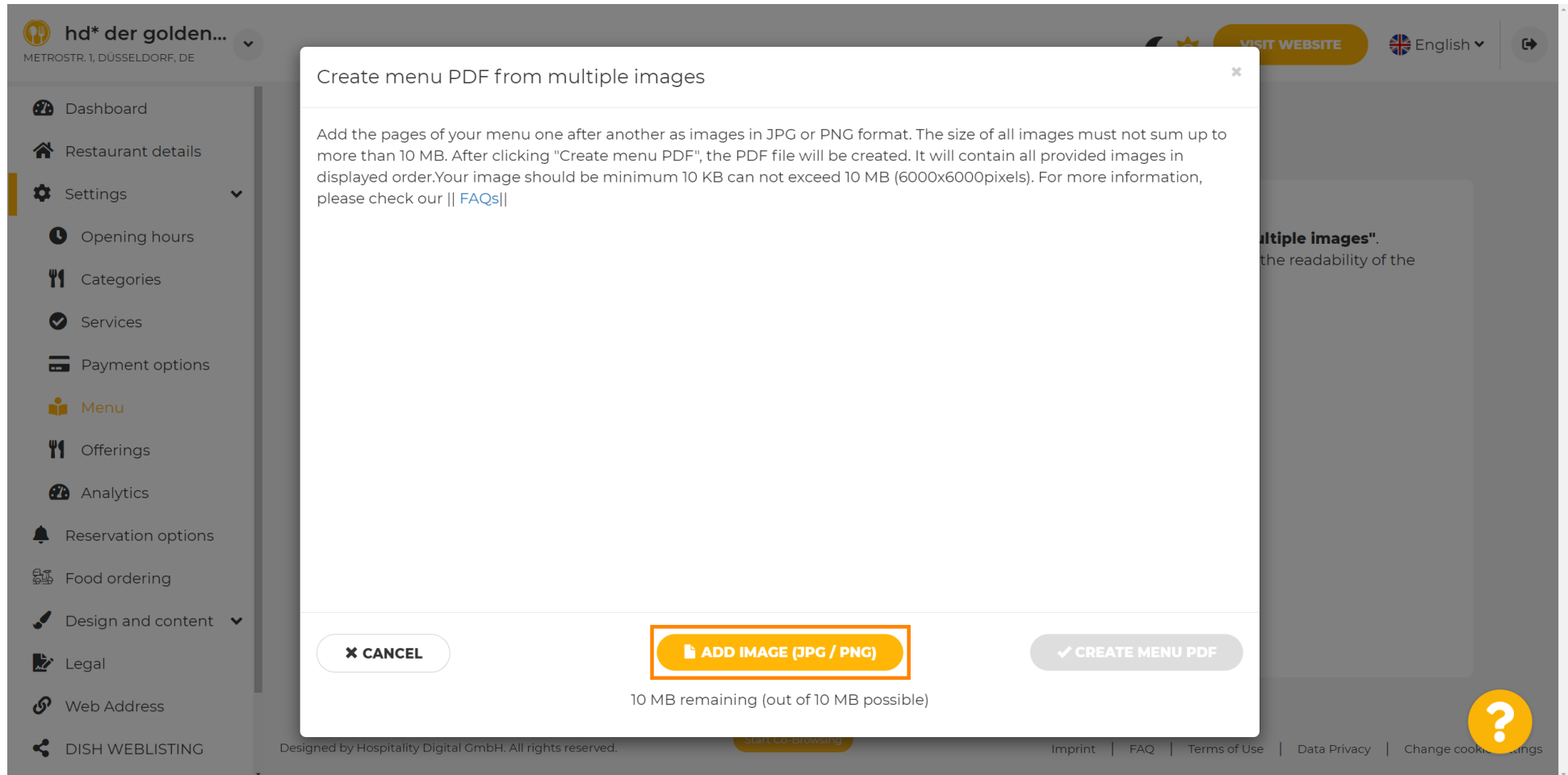
SAVE

Start Co-Browsing

Designed by Hospitality Digital GmbH. All rights reserved. Imprint | FAQ | Terms of Use | Data Privacy | Change cookie settings

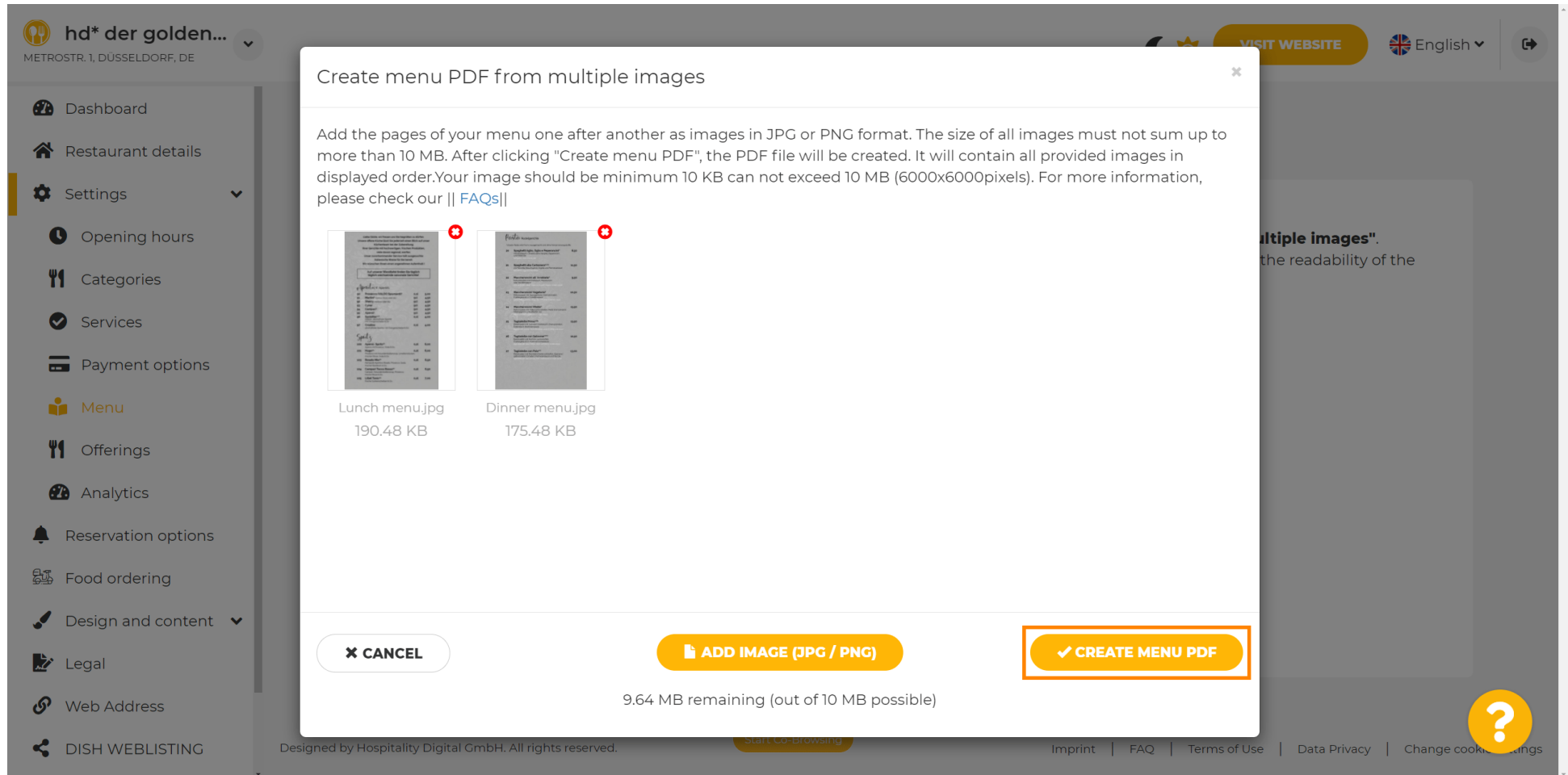


Kliknite na **DODAJ SLIKU (JPG / PNG)** za prijenos dijelova vašeg jelovnika.



The screenshot displays the DISH web application interface. A modal dialog titled "Create menu PDF from multiple images" is open, centered on the screen. The dialog contains the following text: "Add the pages of your menu one after another as images in JPG or PNG format. The size of all images must not sum up to more than 10 MB. After clicking 'Create menu PDF', the PDF file will be created. It will contain all provided images in displayed order. Your image should be minimum 10 KB can not exceed 10 MB (6000x6000pixels). For more information, please check our [FAQs](#)". At the bottom of the dialog, there are three buttons: "X CANCEL", "ADD IMAGE (JPG / PNG)" (highlighted with an orange border), and "✓ CREATE MENU PDF". Below the buttons, it shows "10 MB remaining (out of 10 MB possible)". The background interface shows a sidebar menu with options like Dashboard, Restaurant details, Settings, Opening hours, Categories, Services, Payment options, Menu, Offerings, Analytics, Reservation options, Food ordering, Design and content, Legal, Web Address, and DISH WEBLISTING. The top right corner has a "VISIT WEBSITE" button and a language selector set to "English".

 Nakon što učitate sve dijelove, kliknite na **CREATE MENU PDF** kako biste dovršili proces.



hd* der golden...
METROSTR. 1, DÜSSELDORF, DE



Dashboard
Restaurant details
Settings
Opening hours
Categories
Services
Payment options
Menu
Offerings
Analytics
Reservation options
Food ordering
Design and content
Legal
Web Address
DISH WEBLISTING

CREATE MENU PDF

English

Create menu PDF from multiple images

Add the pages of your menu one after another as images in JPG or PNG format. The size of all images must not sum up to more than 10 MB. After clicking "Create menu PDF", the PDF file will be created. It will contain all provided images in displayed order. Your image should be minimum 10 KB can not exceed 10 MB (6000x6000pixels). For more information, please check our [FAQs](#)

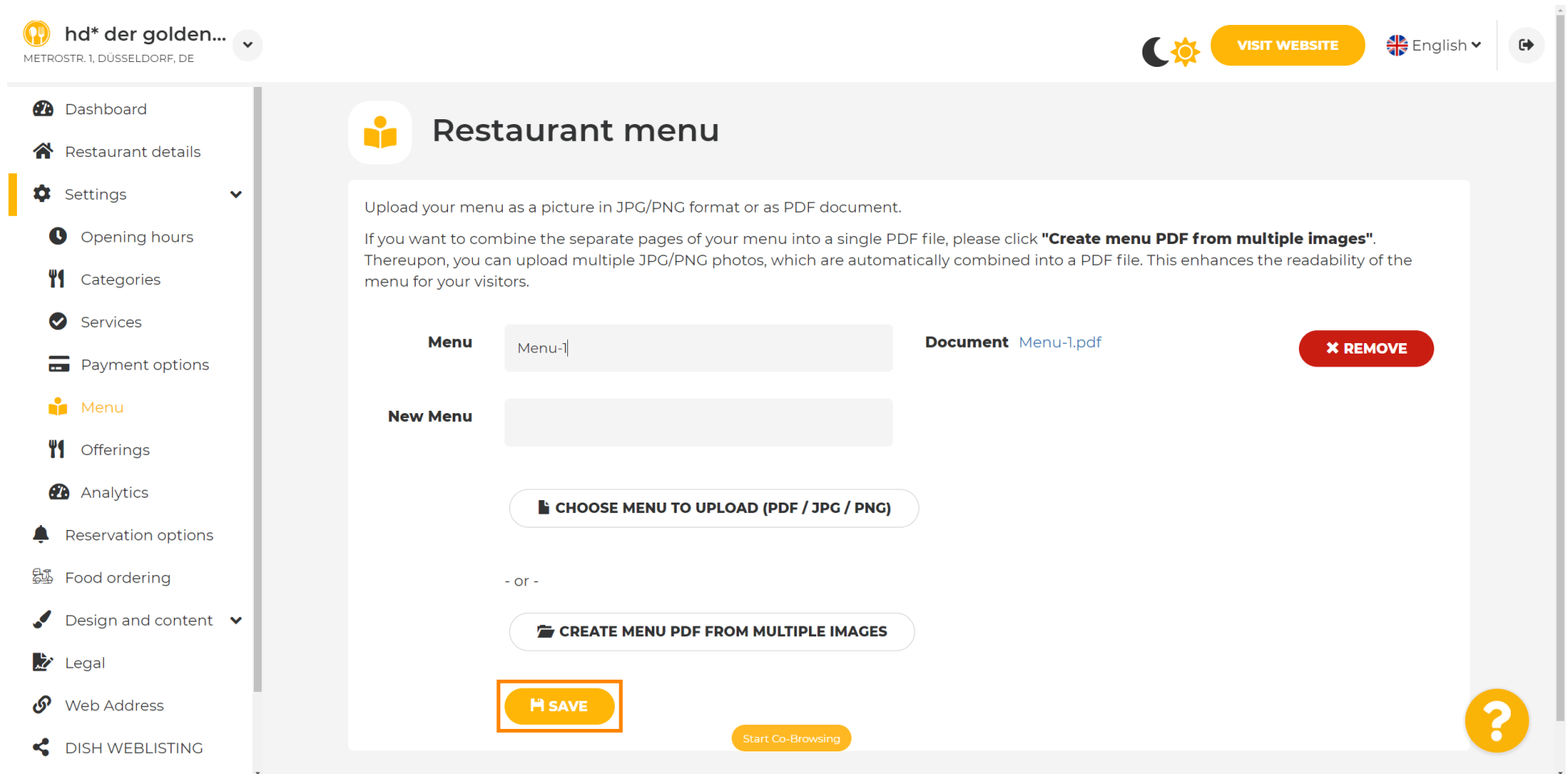
Lunch menu.jpg 190.48 KB Dinner menu.jpg 175.48 KB

CANCEL **ADD IMAGE (JPG / PNG)** **CREATE MENU PDF**

9.64 MB remaining (out of 10 MB possible)

Designed by Hospitality Digital GmbH. All rights reserved. Imprint | FAQ | Terms of Use | Data Privacy | Change cookies settings

Kliknite na **SAVE** kako biste potvrdili svoje promjene.



The screenshot shows the 'Restaurant menu' management interface. On the left is a sidebar with navigation options: Dashboard, Restaurant details, Settings (highlighted), Opening hours, Categories, Services, Payment options, Menu (highlighted), Offerings, Analytics, Reservation options, Food ordering, Design and content, Legal, Web Address, and DISH WEBLISTING. The main content area is titled 'Restaurant menu' and contains instructions: 'Upload your menu as a picture in JPG/PNG format or as PDF document.' It also provides a tip: 'If you want to combine the separate pages of your menu into a single PDF file, please click "Create menu PDF from multiple images". Thereupon, you can upload multiple JPG/PNG photos, which are automatically combined into a PDF file. This enhances the readability of the menu for your visitors.'

Below the instructions, there are two input fields: 'Menu' (containing 'Menu-|') and 'Document' (containing 'Menu-1.pdf'). A red 'REMOVE' button is next to the document field. Below these is a 'New Menu' input field. Two buttons are available: 'CHOOSE MENU TO UPLOAD (PDF / JPG / PNG)' and 'CREATE MENU PDF FROM MULTIPLE IMAGES'. At the bottom left, a 'SAVE' button is highlighted with an orange border. At the bottom center, there is a 'Start Co-Browsing' button. At the bottom right, there is a yellow circular help icon with a question mark.



To je to. Uspješno ste prenijeli i promijenili jelovnik. Sada je javno dostupan na vašoj web stranici.

hd* der golden...
METROSTR. 1, DÜSSELDORF, DE

VISIT WEBSITE English

Restaurant menu

Upload your menu as a picture in JPG/PNG format or as PDF document.

If you want to combine the separate pages of your menu into a single PDF file, please click **"Create menu PDF from multiple images"**. Thereupon, you can upload multiple JPG/PNG photos, which are automatically combined into a PDF file. This enhances the readability of the menu for your visitors.

Menu My Menu **Document** My Menu.pdf **REMOVE**

New Menu

CHOOSE MENU TO UPLOAD (PDF / JPG / PNG)

- or -

CREATE MENU PDF FROM MULTIPLE IMAGES

SAVE

Start Co-Browsing

Designed by Hospitality Digital GmbH. All rights reserved. Imprint | FAQ | Terms of Use | Data Privacy | Change cookie settings



Skenirajte za odlazak na interaktivni player