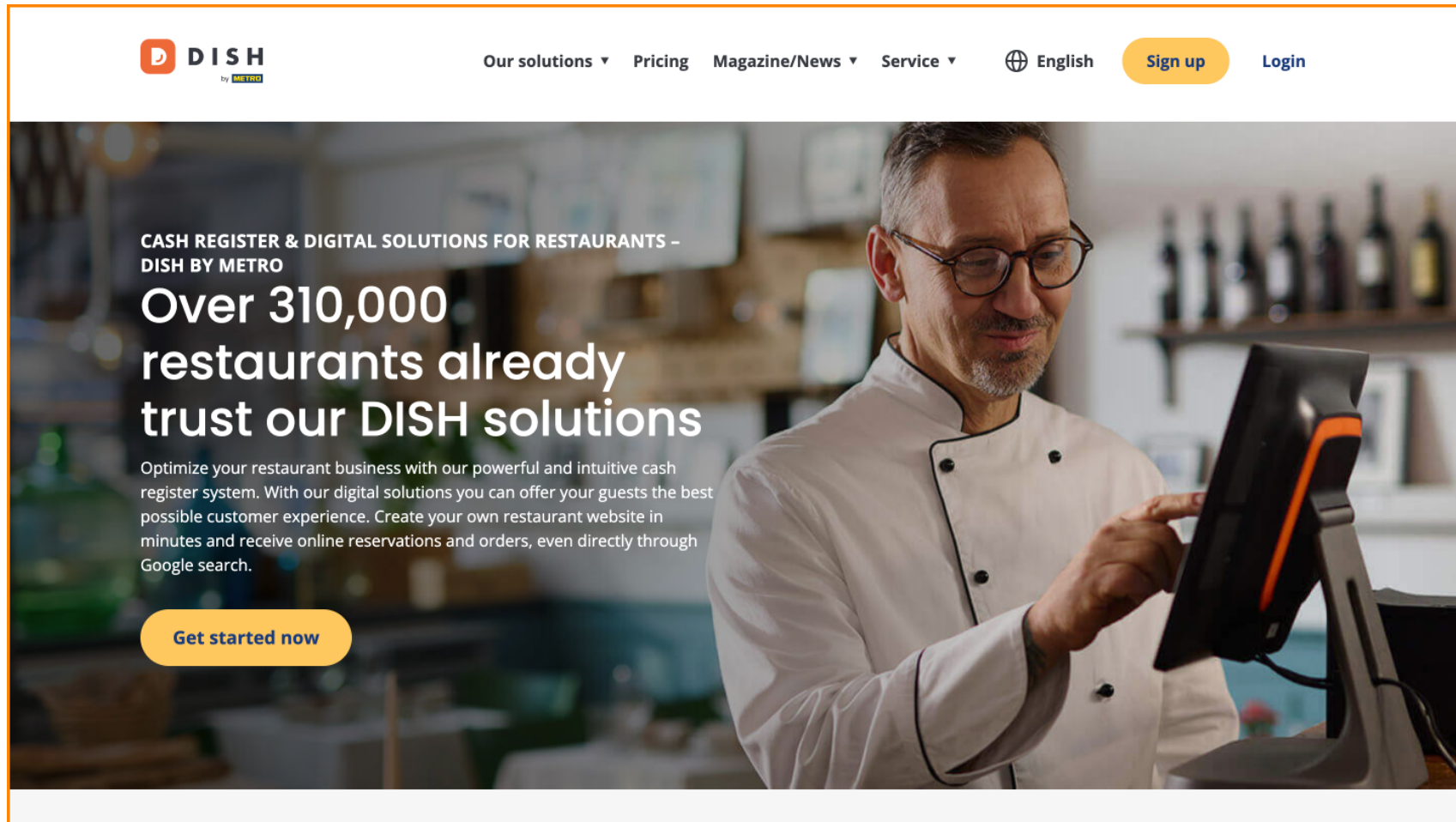




Welcome to the [dish.co homepage](https://dish.co). In this tutorial we show you how to log in to DISH Weblisting.




First, click on **Login**.

CASH REGISTER & DIGITAL SOLUTIONS FOR RESTAURANTS -  
DISH BY METRO

## Over 310,000 restaurants already trust our DISH solutions

Optimize your restaurant business with our powerful and intuitive cash register system. With our digital solutions you can offer your guests the best possible customer experience. Create your own restaurant website in minutes and receive online reservations and orders, even directly through Google search.

[Get started now](#)

 You then can choose between using your **mobile number** or **email-address** to log in.

## Sign-in to DISH

Please sign-in to your Dish account using your Mobile number or Email.

Mobile number  Email

Username or email

Password

Remember me

[Forgot Password?](#)

**Log In**

[No Account yet?](#)



Afterward, enter your **credentials**.

## Sign-in to DISH

Please sign-in to your Dish account using your Mobile number or Email.

Mobile number

Email

Username or email  
  
Password

Remember me

[Forgot Password?](#)

[Log In](#)

[No Account yet?](#)

 And click on **Log in** to continue.

## Sign-in to DISH

Please sign-in to your Dish account using your Mobile number or Email.

Mobile number

**Email**

training@dish.digital

Username or email

.....

Password



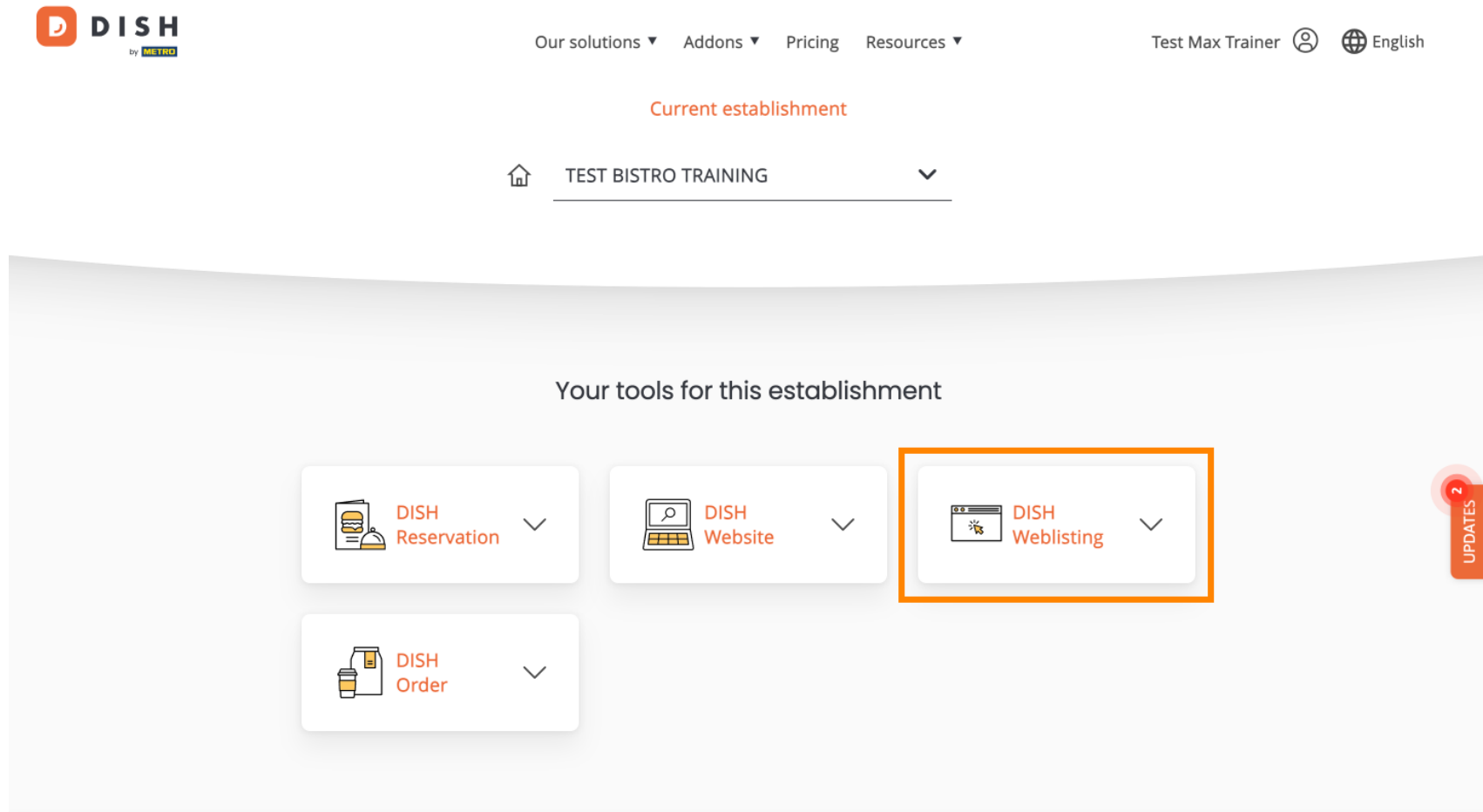
Remember me

[Forgot Password?](#)

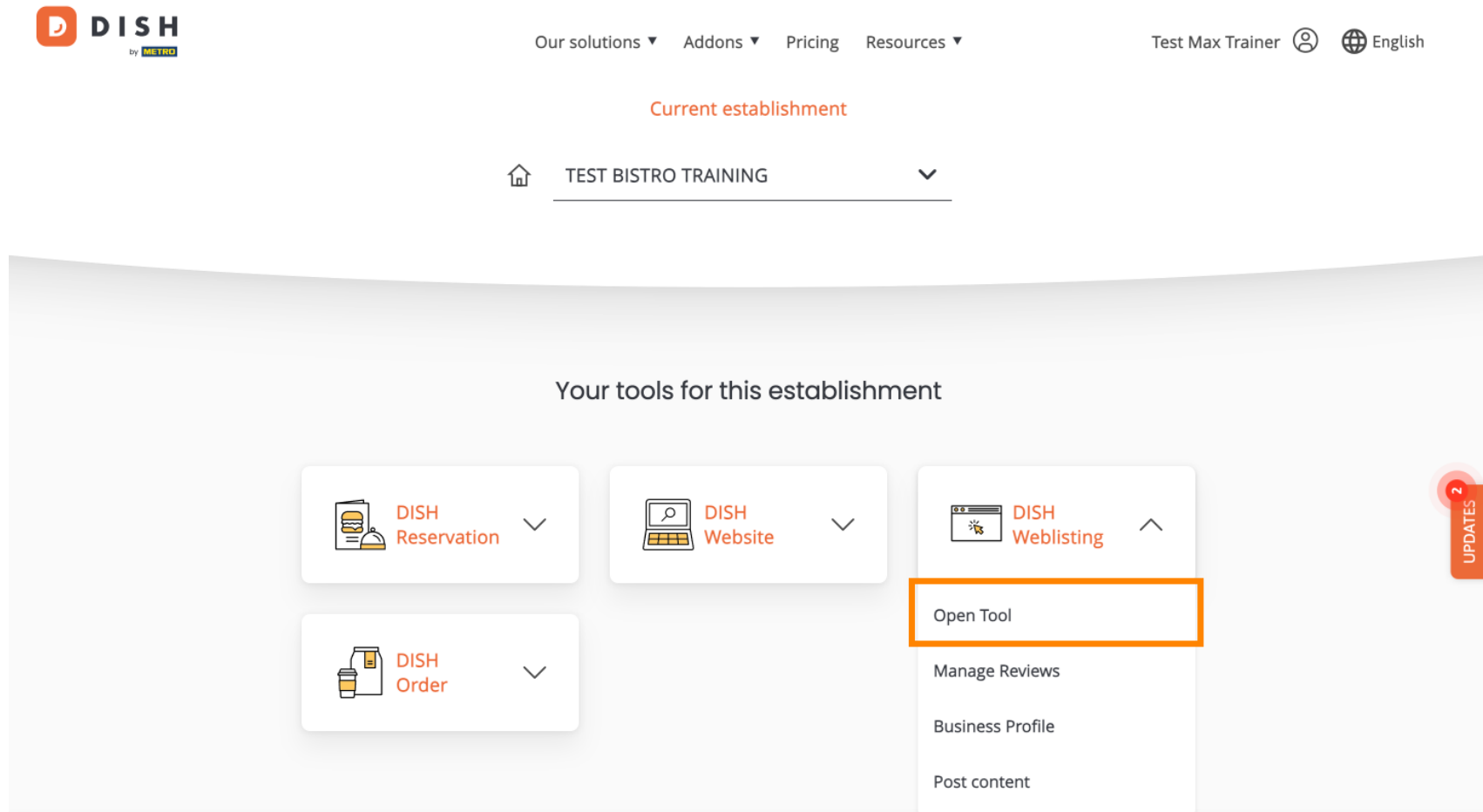
**Log In**

[No Account yet?](#)

Once you are logged in, you will be at your dashboard. From there, click on **DISH Weblisting**.



Then click on **Open Tool**, to open your DISH Weblisting dashboard.





That's it. You have completed the tutorial and now know how to log in to DISH Weblisting.

The screenshot shows the DISH Weblisting dashboard for 'Cafe Porto' at 'Am Schlagbaum 1'. The dashboard is divided into four main sections:

- Profile Completeness:** A large orange circle displays '100%'. Below it is an orange button labeled 'UPDATE PROFILE'.
- Overall rating on Google:** Shows a 3.8 rating with 10 reviews. Below this is a 'Latest reviews tendency' chart with bars for 5 stars (3 reviews), 4 stars (3 reviews), 3 stars (3 reviews), 2 stars (1 review), and 1 star (0 reviews). An orange button labeled 'MANAGE REVIEWS' is at the bottom.
- Rating on other networks:** Shows a Google rating of 3.8/5 with 'reviews' below it. An orange button labeled 'HOW CAN I IMPROVE?' is at the bottom.
- Your business on Google:** Features a checkmark icon and the text 'Listing Active on Google'. Below this, it states 'All is set up and your listing is managed by you. You don't need to do anything here.' There are two icons: 'View on Google Search' and 'View on Google Maps'. An orange button labeled 'Stop managing listing' is at the bottom.

The top navigation bar includes 'DISH WEBLISTING' on the left, the business name 'Cafe Porto Am Schlagbaum 1' on the right, and a user profile icon with a question mark. The main navigation menu has icons for 'DASHBOARD', 'PROFILE', 'REVIEWS', and 'POSTS', with 'DASHBOARD' being the active tab.

At the bottom of the dashboard, there are links for 'Contacts', 'Terms of use', 'Data privacy', and 'Cookie settings', along with a copyright notice: '© Hospitality Digital 2020 - All rights reserved'.





Scan to go to the interactive player