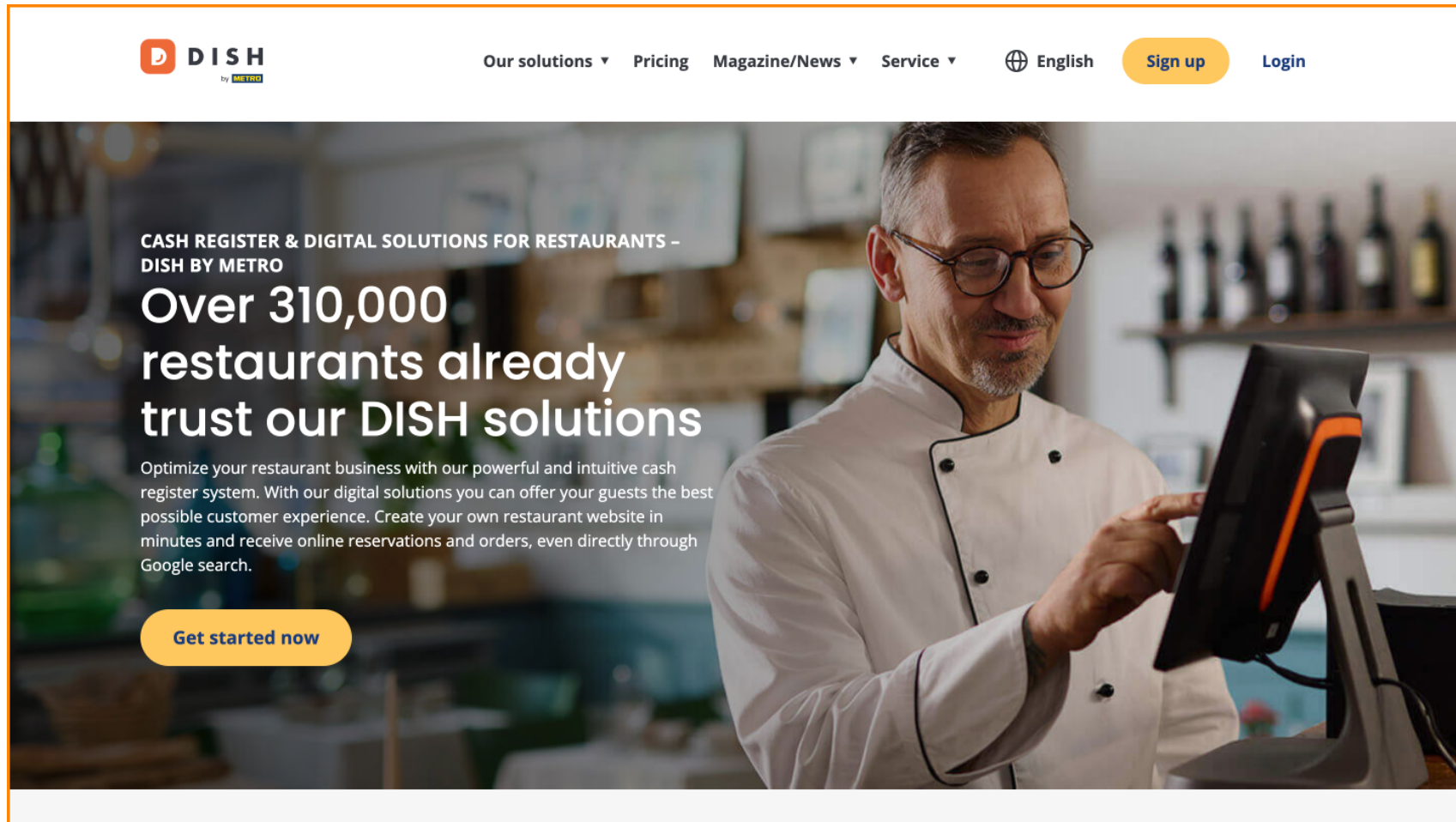




Bem-vindo à [homepage do dish.co](https://dish.co). Neste tutorial, mostramos como fazer login no DISH Weblisting.





Primeiro, clique em **Login** .

CASH REGISTER & DIGITAL SOLUTIONS FOR RESTAURANTS -
DISH BY METRO

Over 310,000 restaurants already trust our DISH solutions

Optimize your restaurant business with our powerful and intuitive cash register system. With our digital solutions you can offer your guests the best possible customer experience. Create your own restaurant website in minutes and receive online reservations and orders, even directly through Google search.

[Get started now](#)



 Você pode então escolher entre usar seu **número de celular** ou **endereço de e-mail** para fazer login.

Sign-in to DISH

Please sign-in to your Dish account using your Mobile number or Email.

Mobile number Email

Username or email

Password

Remember me

[Forgot Password?](#)

Log In

[No Account yet?](#)



Depois, insira suas **credenciais**.


Sign-in to DISH

Please sign-in to your Dish account using your Mobile number or Email.

Mobile number

Email

Username or email

Password

Remember me

[Forgot Password?](#)

Log In

[No Account yet?](#)



E clique em **Login** para continuar.

Sign-in to DISH

Please sign-in to your Dish account using your Mobile number or Email.

Mobile number

Email

training@dish.digital

Username or email

.....

Password



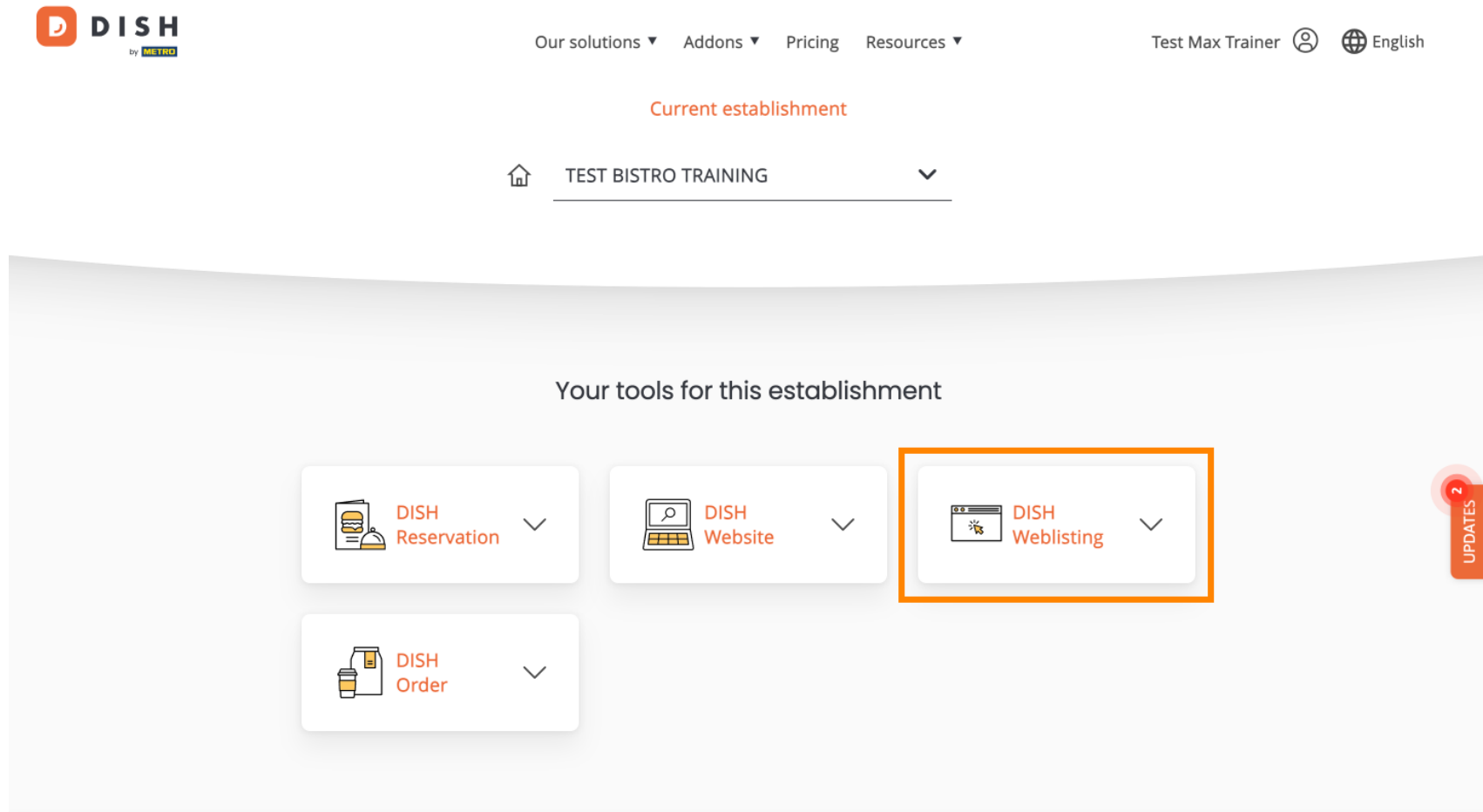
Remember me

[Forgot Password?](#)

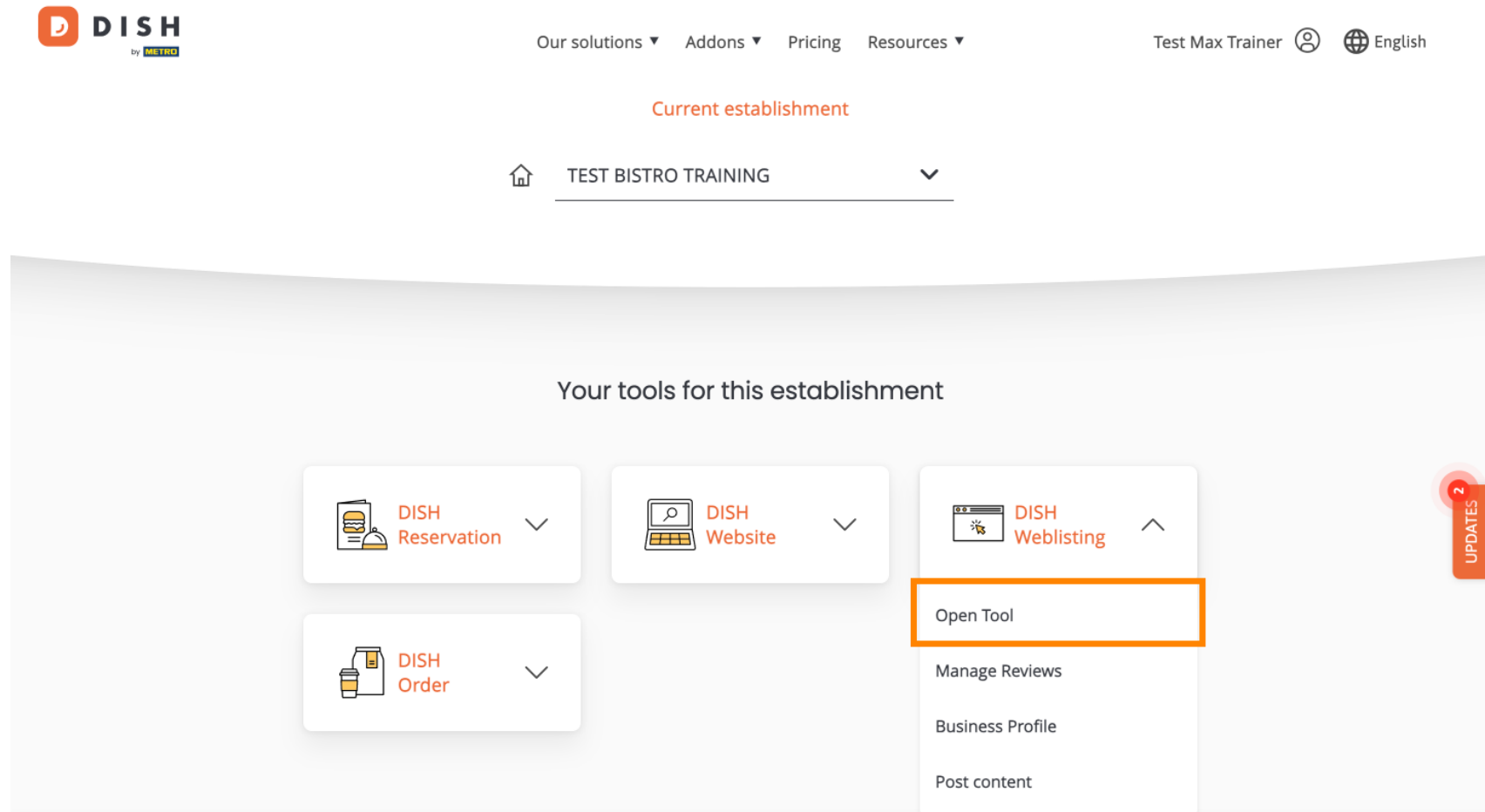
Log In

[No Account yet?](#)

Após fazer login, você estará no seu painel. De lá, clique em **DISH Weblisting**.



Em seguida, clique em **Abrir ferramenta** para abrir seu painel do DISH Weblisting.





Pronto. Você concluiu o tutorial e agora sabe como fazer login no DISH Weblisting.

The screenshot shows the DISH Weblisting dashboard for a business named 'Cafe Porto' located at 'Am Schlagbaum 1'. The dashboard is divided into four main sections:

- Profile Completeness:** Shows a 100% completion rate with a large orange circle and an 'UPDATE PROFILE' button.
- Overall rating on Google:** Displays a 3.8 rating based on 10 reviews, represented by four stars. Below this is a 'Latest reviews tendency' chart showing the distribution of star ratings: 5 stars (3 reviews), 4 stars (3 reviews), 3 stars (3 reviews), 2 stars (1 review), and 1 star (0 reviews). A 'MANAGE REVIEWS' button is at the bottom.
- Rating on other networks:** Shows a Google rating of 3.8/5 based on reviews, with a 'HOW CAN I IMPROVE?' button.
- Your business on Google:** Indicates that the listing is active on Google. It includes text stating 'All is set up and your listing is managed by you. You don't need to do anything here.' and provides links to 'View on Google Search' and 'View on Google Maps'. A 'Stop managing listing' button is also present.

The top navigation bar includes 'DISH WEBLISTING' on the left and the business name and location on the right. Below the navigation bar are icons for 'DASHBOARD', 'PROFILE', 'REVIEWS', and 'POSTS'. The footer contains links for 'Contacts', 'Terms of use', 'Data privacy', and 'Cookie settings', along with a copyright notice: '© Hospitality Digital 2020 - All rights reserved.'



Digitalize para ir para o player interativo