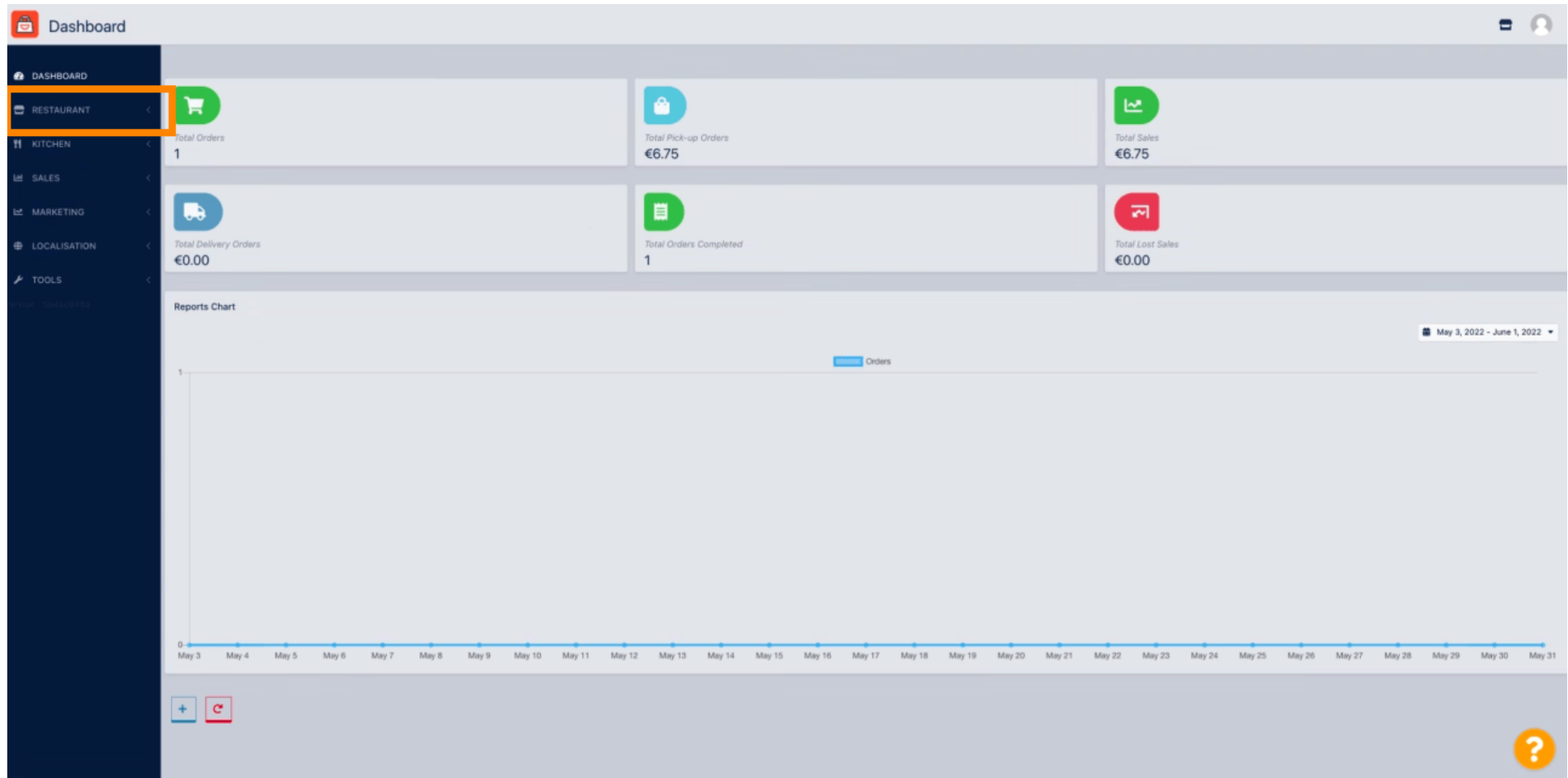
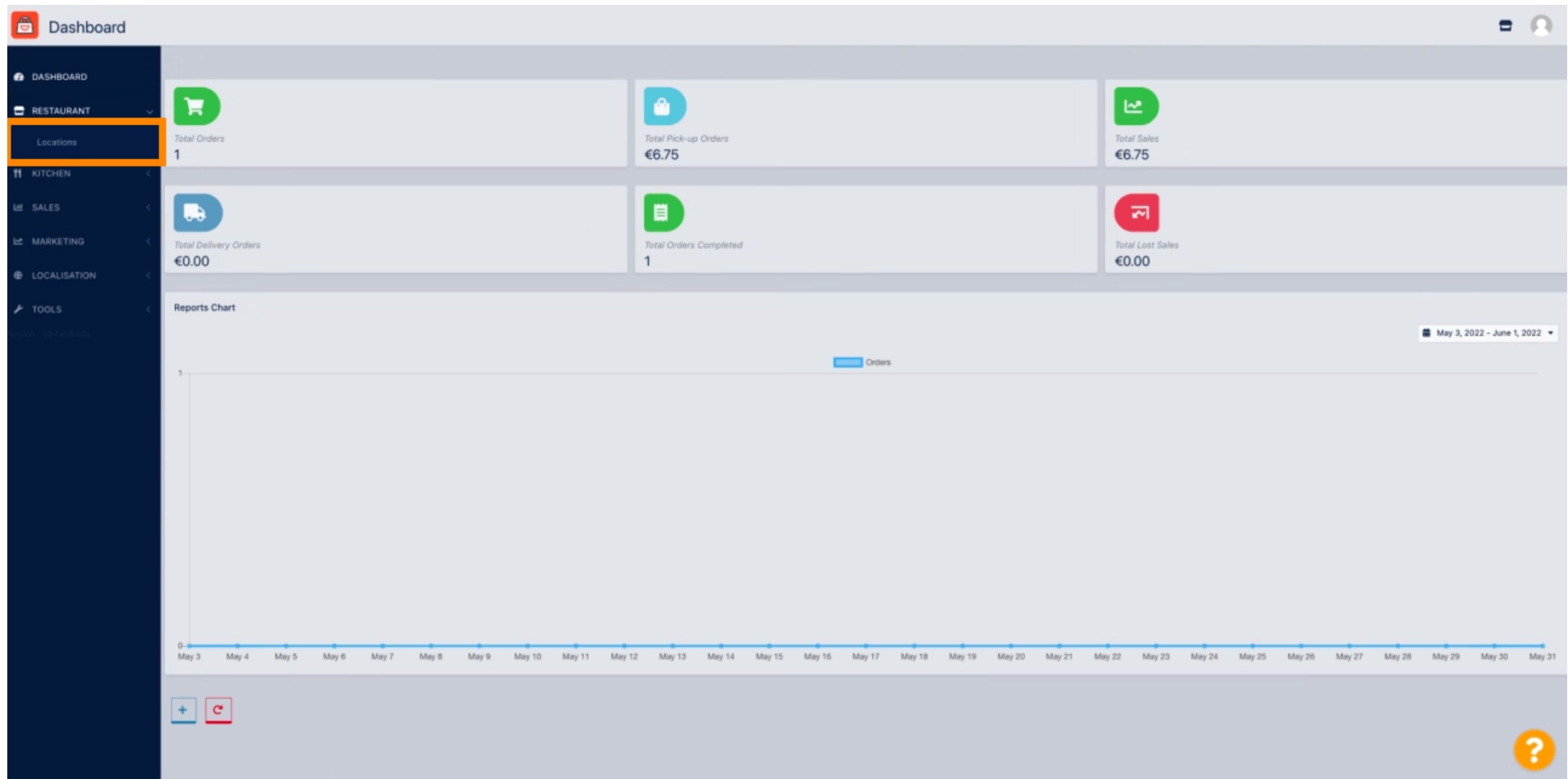


👉 Sie befinden sich nun auf dem Dashboard von DISH Order. Klicken Sie nun auf **RESTAURANT**.



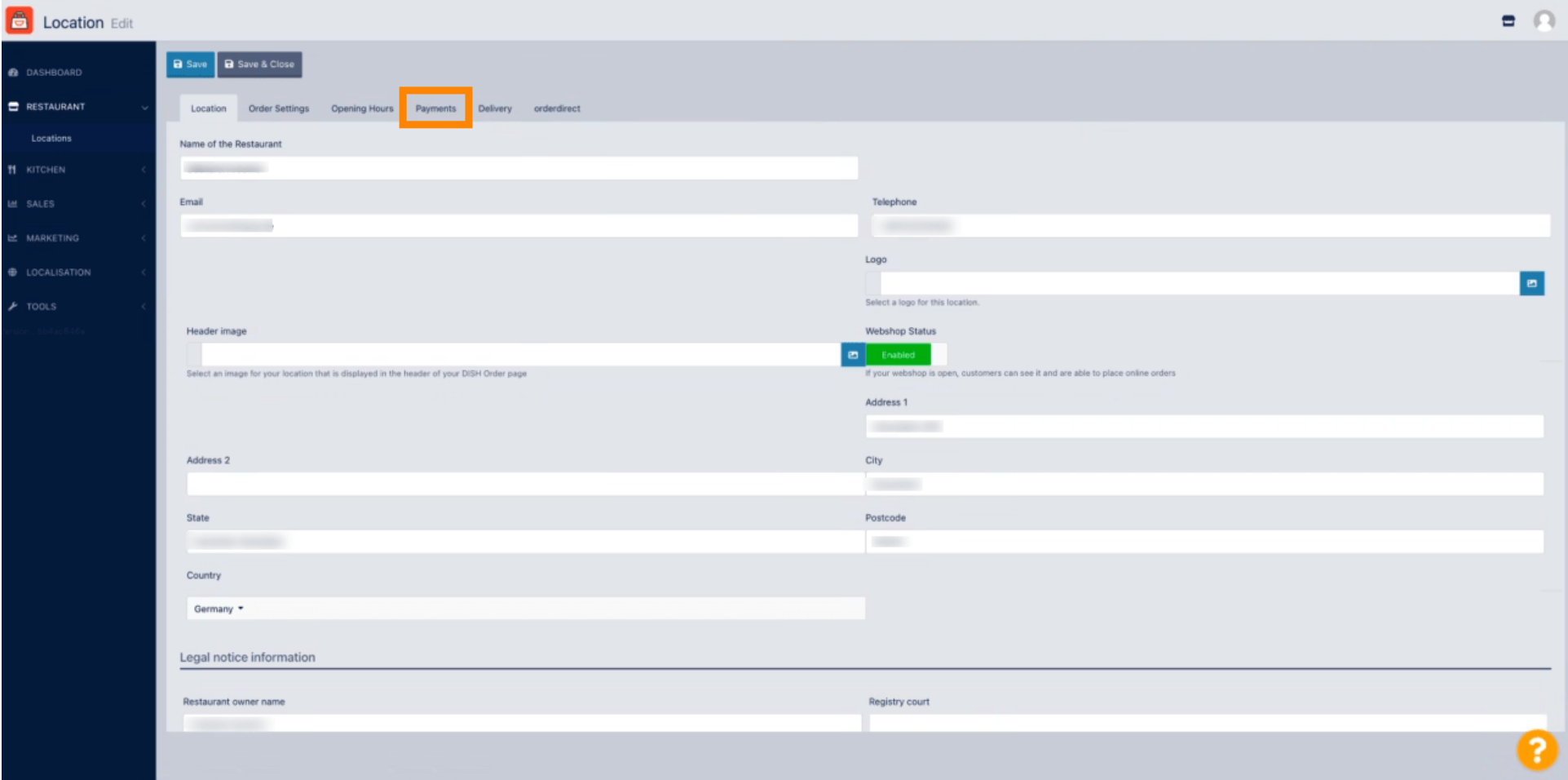
Wählen Sie „Standorte“ aus , um die Restaurantinformationen zu öffnen.



Um Ihren Standort zu bearbeiten, klicken Sie auf das **Bleistiftsymbol**.

NAME	CITY	OFFER DELIVERY	OFFER PICK-UP	STATUS	LINK
Bäckerei Kroemer	Düsseldorf	Enabled	Enabled	Enabled	<a href="https://kroemer.order.acc.app.hd.digital/menu">https://kroemer.order.acc.app.hd.digital/menu</a>

 Klicken Sie dann auf **Zahlungen**.



**Location Edit**

Save Save & Close

Location Order Settings Opening Hours **Payments** Delivery orderdirect

Name of the Restaurant

Email Telephone

Logo

Select a logo for this location.

Header image

Select an image for your location that is displayed in the header of your DISH Order page

Webshop Status

Enabled

If your webshop is open, customers can see it and are able to place online orders

Address 1

City

State Postcode

Country

Germany

Legal notice information

Restaurant owner name Registry court

?

Scrollen Sie nun nach unten zu „PayPal -Zahlung“ und wählen Sie „Onboarding starten“ aus .

The screenshot shows the 'Location Edit' interface for a restaurant. The 'Payments' tab is active, displaying 'Location Payment methods'. Under 'Select the payment(s) available at this location', the following options are listed:

- Cash payment: Accept cash payments in the restaurant or upon delivery. Max order total, Total order value must be less than this to make this payment method active. Leave it empty or zero for unlimited amount. (€ 0,00)
- Card payment in the restaurant: Accept card payments in the restaurant. Max order total, Total order value must be less than this to make this payment method active. Leave it empty or zero for unlimited amount. (€ 0,00)
- Card payment upon delivery: Accept card payments upon delivery.
- PayPal Payment: Accept PayPal online payments on your webshop.

Below this, the 'DISH Order payment integrations' section is shown. It includes a 'Start Onboarding' button for 'Online payments offered via stripe'. Underneath, there are two integration options:

- Online Payment: HD pay Accept credit card payments using Stripe. (€)
- PayPal payment: Paypal Online Payment using HD Pay. (€)

The 'Start Onboarding' button for the 'PayPal payment' option is highlighted with an orange box. A question mark icon is visible in the bottom right corner of the interface.



Ein Popup-Fenster wird angezeigt, das Sie zum HD Pay-Onboarding-Prozess weiterleitet. Wählen Sie „OK“, um fortzufahren.

The screenshot shows the 'Location Edit' interface with the 'Payments' tab selected. A dark popup at the top center contains the text 'You will be redirected to HD Pay Onboarding process' and two buttons: 'Abbrechen' and 'Ok'. The 'Ok' button is highlighted with an orange border. Below the popup, the 'Location Payment methods' section lists several options: 'Cash payment' (checked), 'Card payment in the restaurant' (checked), 'Card payment upon delivery' (unchecked), and 'PayPal Payment' (unchecked). Each checked option has a corresponding input field set to '€ 0,00'. The 'DISH Order payment integrations' section includes 'Online payments offered via stripe' with a 'Start Onboarding' button, and 'PayPal payment' with another 'Start Onboarding' button. A yellow question mark icon is visible in the bottom right corner of the interface.

 Geben Sie Ihre **E-Mail-Adresse** und **Ihr Land** ein .



Connect a PayPal account  
to start accepting  
payments on Test Store

It's free to connect, whether you have an  
existing PayPal account, or want to create a  
new account.

Email

[Redacted email address]

Country or region

United States

Next



Klicken Sie auf **Weiter**, um fortzufahren.



Connect a PayPal account to start accepting payments on Test Store

It's free to connect, whether you have an existing PayPal account, or want to create a new account.

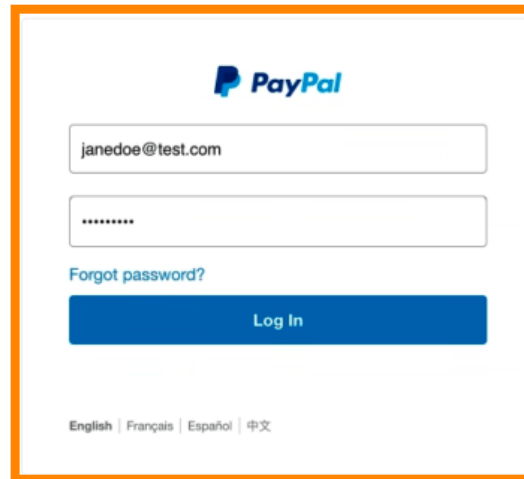
Email  
janedoe@test.com

Country or region  
United States

**Next**

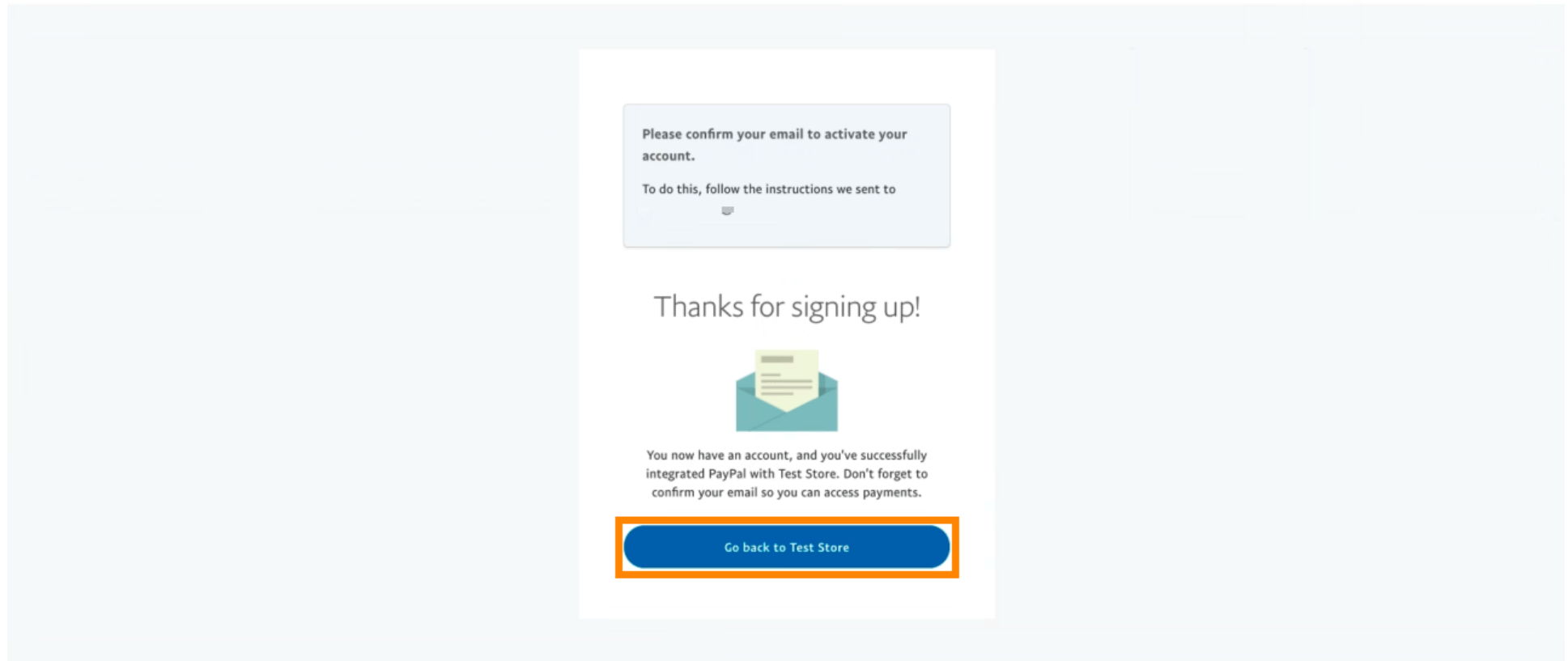


- 👉 Geben Sie nun Ihre **Zugangsdaten** ein und klicken Sie auf **Anmelden**.

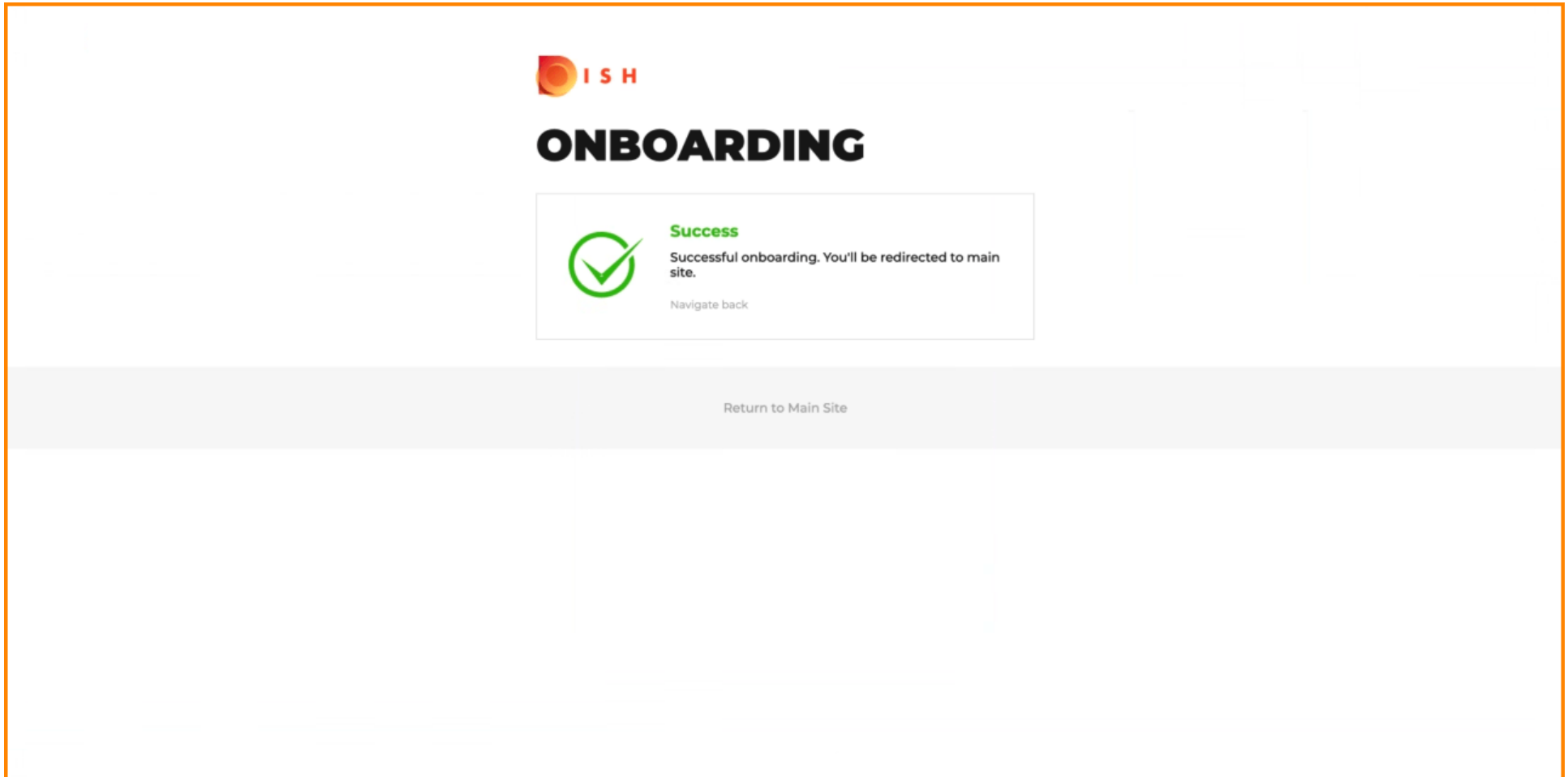


The screenshot shows the PayPal login interface. At the top center is the PayPal logo. Below it are two input fields: the first contains the email address 'janedoe@test.com' and the second contains a masked password '\*\*\*\*\*'. Below the password field is a blue link that says 'Forgot password?'. Underneath that is a prominent blue button with the text 'Log In' in white. At the bottom of the form area, there are language options: 'English | Français | Español | 中文'.

- Ihr PayPal-Konto ist nun in den Shop integriert. Klicken Sie auf **die Schaltfläche**, um fortzufahren.



-  Ihr Onboarding-Prozess war erfolgreich. Sie werden automatisch zur Hauptseite weitergeleitet.





Die Integration von PayPal mit HD Pay ist erfolgreich.

**Location Edit**

Thank you for proceeding with the setup of the payment method. When the Setup is completed, the payment method will become available to be offered to end customers soon.

- Card payment in the restaurant**  
Accept card payments in the restaurant  
€ 0,00  
Max order total, Total order value must be less than this to make this payment method active. Leave it empty or zero for unlimited amount.
- Card payment upon delivery**  
Accept card payments upon delivery
- PayPal Payment**  
Accept PayPal online payments on your webshop

**DISH Order payment integrations**

DISH Order allows official online payment integrations.  
Please, start the onboarding processes and select all the payment methods you want to offer.

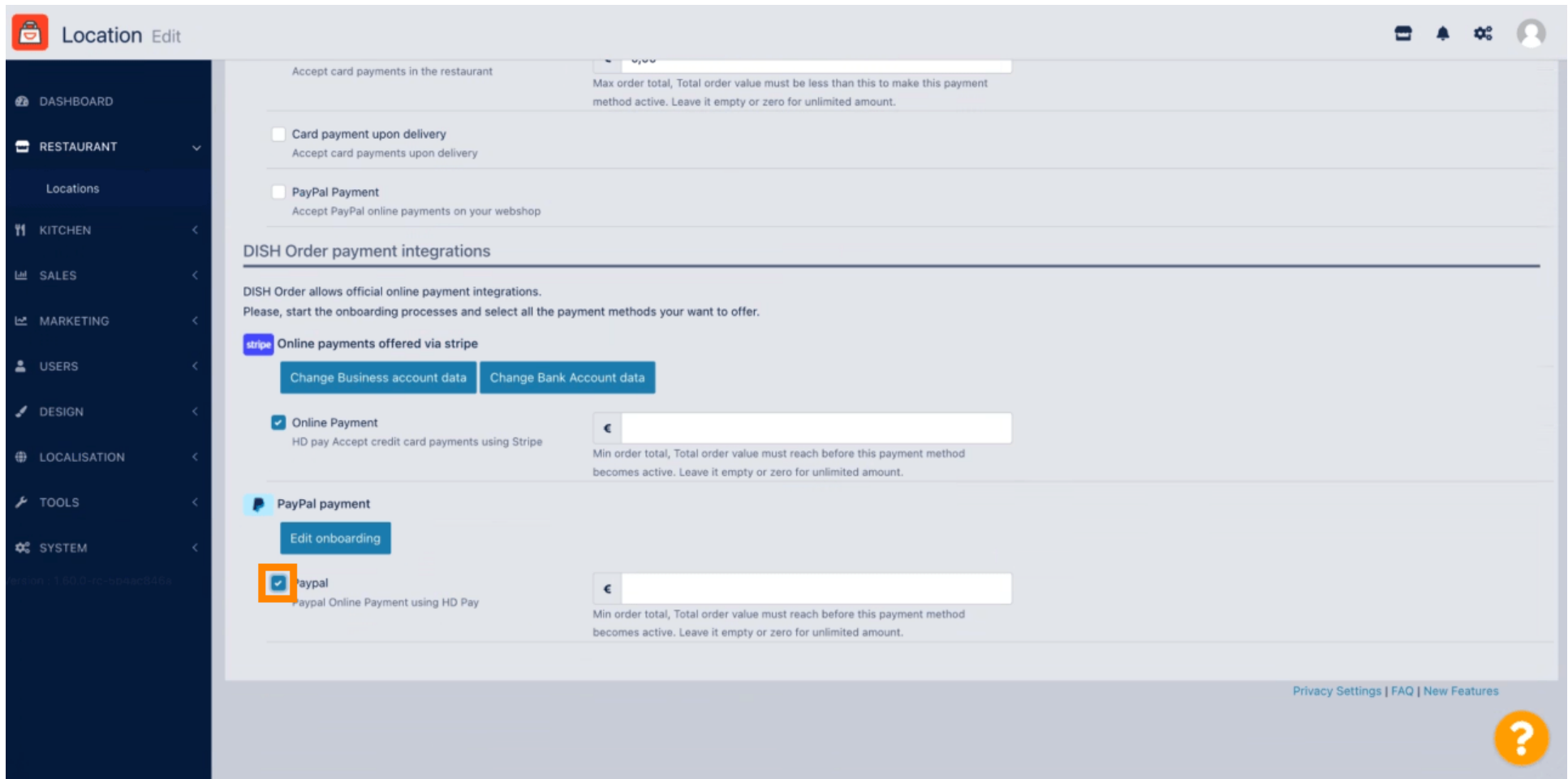
**stripe** Online payments offered via stripe

[Change Business account data](#) [Change Bank Account data](#)

- Online Payment**  
HD pay Accept credit card payments using Stripe  
€   
Min order total, Total order value must reach before this payment method becomes active. Leave it empty or zero for unlimited amount.
- PayPal payment**  
[Edit onboarding](#)
- Paypal**  
Paypal Online Payment using HD Pay  
€   
Min order total, Total order value must reach before this payment method becomes active. Leave it empty or zero for unlimited amount.

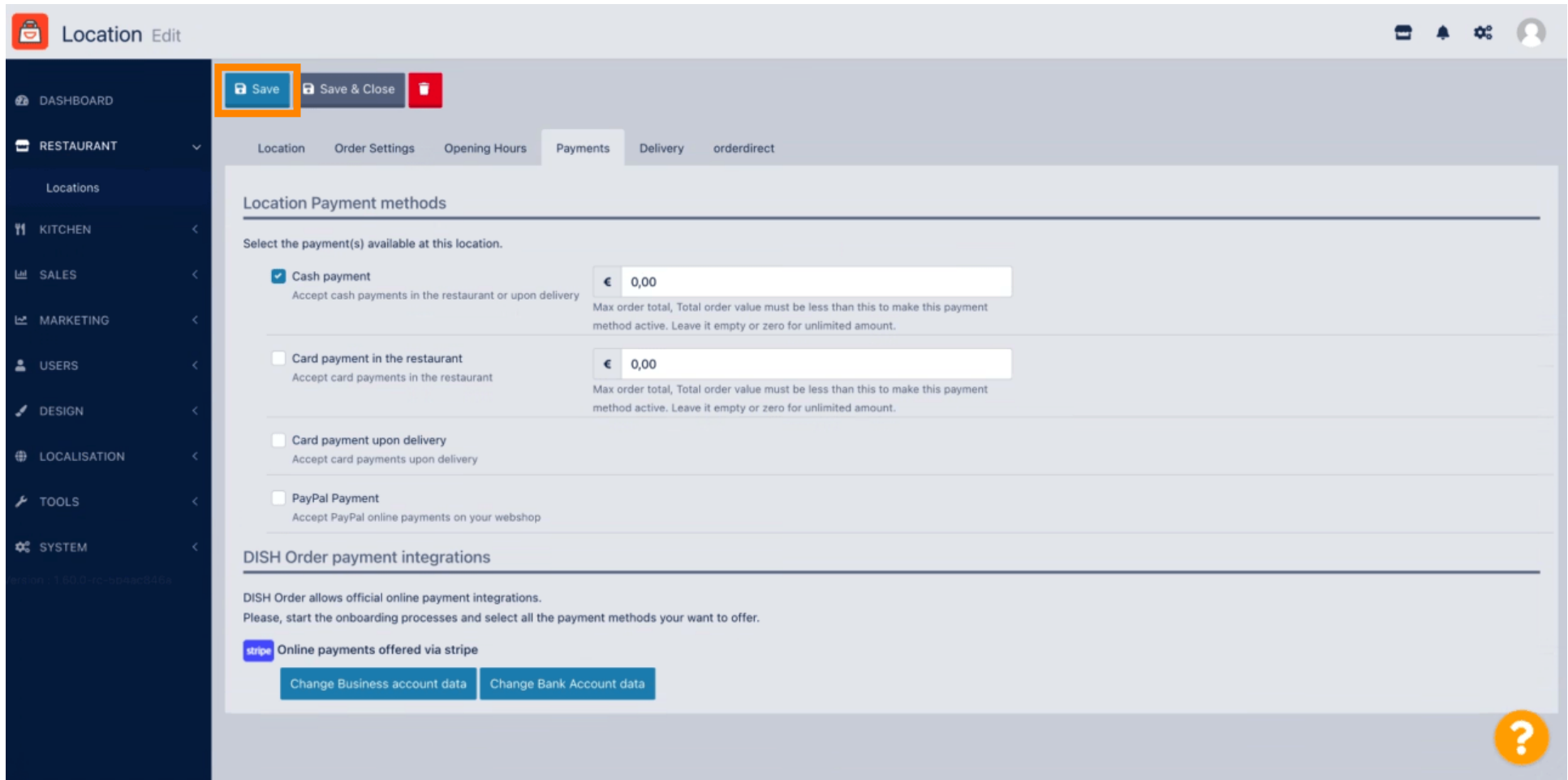


Scrollen Sie nun nach unten zur PayPal-Zahlung und aktivieren Sie die Zahlungsart durch Anklicken der **Checkbox**.



The screenshot shows the 'Location Edit' interface in the DISH Order system. The left sidebar contains navigation options: DASHBOARD, RESTAURANT (with a dropdown arrow), Locations, KITCHEN, SALES, MARKETING, USERS, DESIGN, LOCALISATION, TOOLS, and SYSTEM. The main content area is titled 'Location Edit' and features a top navigation bar with icons for notifications, settings, and user profile. The primary settings section includes 'Accept card payments in the restaurant' with a dropdown menu, and two checkboxes: 'Card payment upon delivery' (unchecked) and 'PayPal Payment' (unchecked). Below this is a section titled 'DISH Order payment integrations' with a sub-header 'DISH Order allows official online payment integrations. Please, start the onboarding processes and select all the payment methods you want to offer.' Under the 'stripe' section, there are two buttons: 'Change Business account data' and 'Change Bank Account data'. The 'Online Payment' checkbox is checked, and a text input field with a Euro symbol is visible. The 'PayPal payment' section has an 'Edit onboarding' button and a 'paypal' checkbox, which is highlighted with an orange square. A text input field with a Euro symbol is also present. At the bottom right, there are links for 'Privacy Settings | FAQ | New Features' and a circular orange help icon with a white question mark.

 Klicken Sie anschließend auf **Speichern** , um die Änderungen zu übernehmen.



**Location Edit**

**Save** **Save & Close**

Location Order Settings Opening Hours **Payments** Delivery orderdirect


### Location Payment methods

Select the payment(s) available at this location.


- Cash payment**  
Accept cash payments in the restaurant or upon delivery  
€ 0,00  
Max order total, Total order value must be less than this to make this payment method active. Leave it empty or zero for unlimited amount.
- Card payment in the restaurant**  
Accept card payments in the restaurant  
€ 0,00  
Max order total, Total order value must be less than this to make this payment method active. Leave it empty or zero for unlimited amount.
- Card payment upon delivery**  
Accept card payments upon delivery
- PayPal Payment**  
Accept PayPal online payments on your webshop

### DISH Order payment integrations

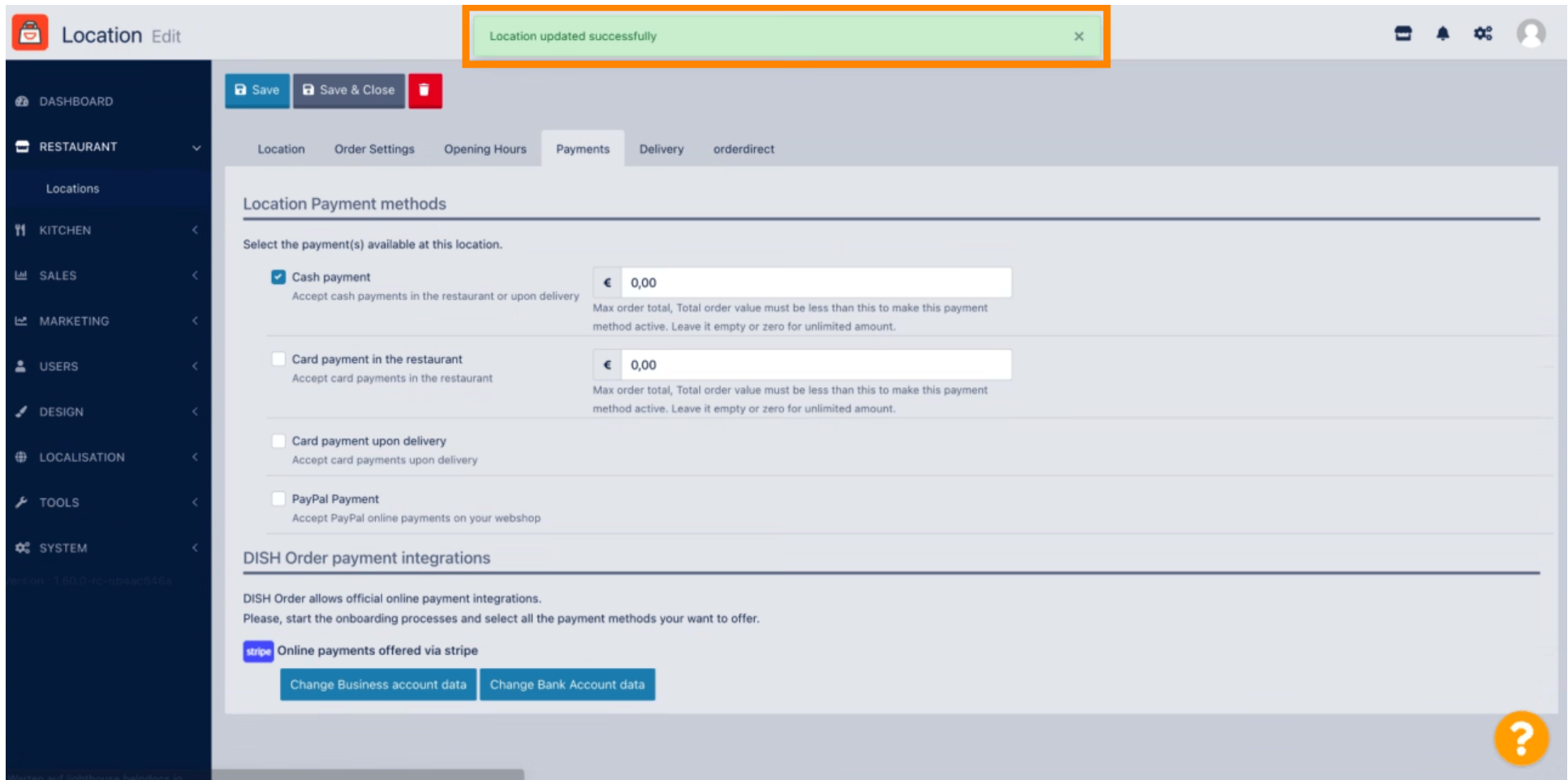
DISH Order allows official online payment integrations.  
Please, start the onboarding processes and select all the payment methods your want to offer.

 **Online payments offered via stripe**

[Change Business account data](#) [Change Bank Account data](#)



Ein grünes Popup-Fenster wird angezeigt. Die Integration der PayPal-Methode war erfolgreich.



The screenshot shows the 'Location Edit' interface in the DISH Order system. A green notification banner at the top states 'Location updated successfully'. The 'Payments' tab is active, displaying 'Location Payment methods'. The 'Cash payment' option is selected, and the 'PayPal Payment' option is also visible. Below this, the 'DISH Order payment integrations' section shows a Stripe integration with buttons for 'Change Business account data' and 'Change Bank Account data'.

Location Edit

Location updated successfully

Save Save & Close

Location Order Settings Opening Hours Payments Delivery orderdirect

### Location Payment methods

Select the payment(s) available at this location.

- Cash payment**  
Accept cash payments in the restaurant or upon delivery  
€ 0,00  
Max order total, Total order value must be less than this to make this payment method active. Leave it empty or zero for unlimited amount.
- Card payment in the restaurant**  
Accept card payments in the restaurant  
€ 0,00  
Max order total, Total order value must be less than this to make this payment method active. Leave it empty or zero for unlimited amount.
- Card payment upon delivery**  
Accept card payments upon delivery
- PayPal Payment**  
Accept PayPal online payments on your webshop

### DISH Order payment integrations

DISH Order allows official online payment integrations.  
Please, start the onboarding processes and select all the payment methods your want to offer.

stripe Online payments offered via stripe

Change Business account data Change Bank Account data

?



Scannen, um zum interaktiven Player zu gelangen