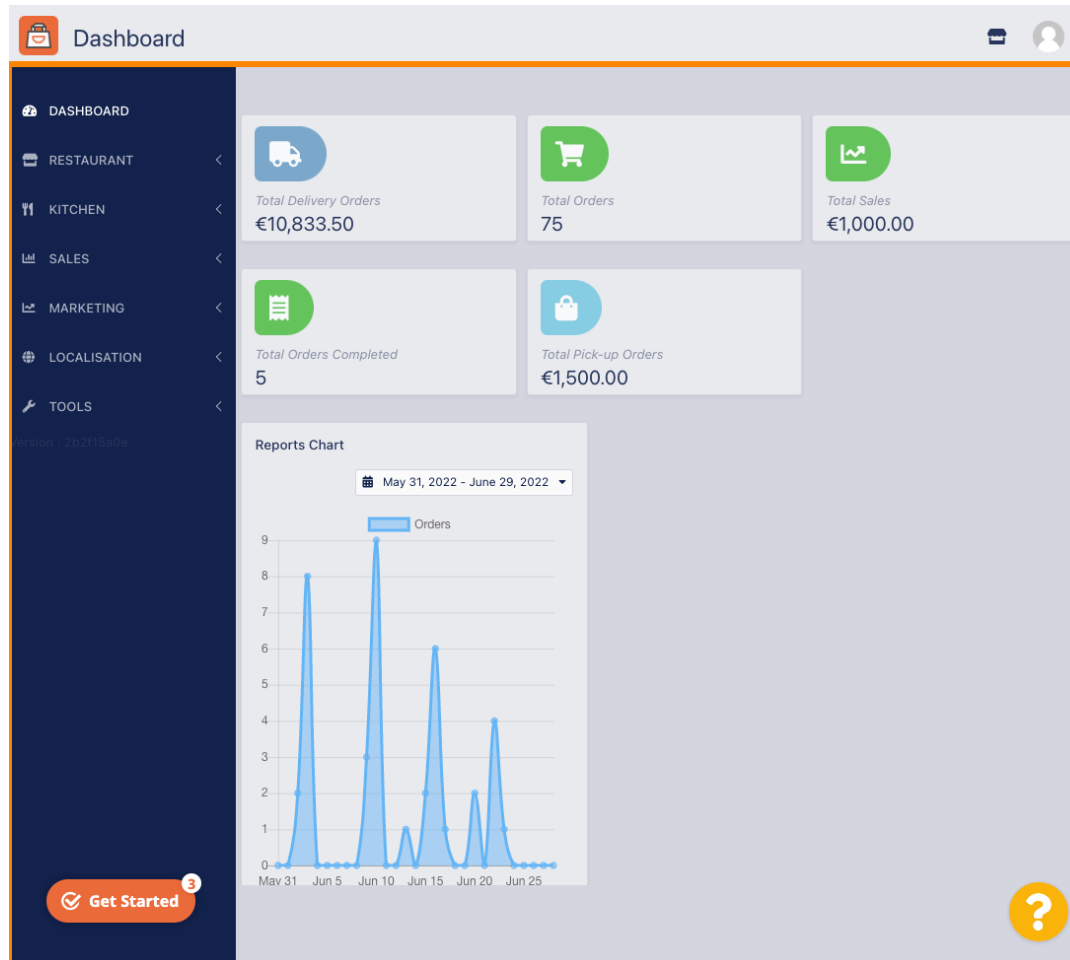
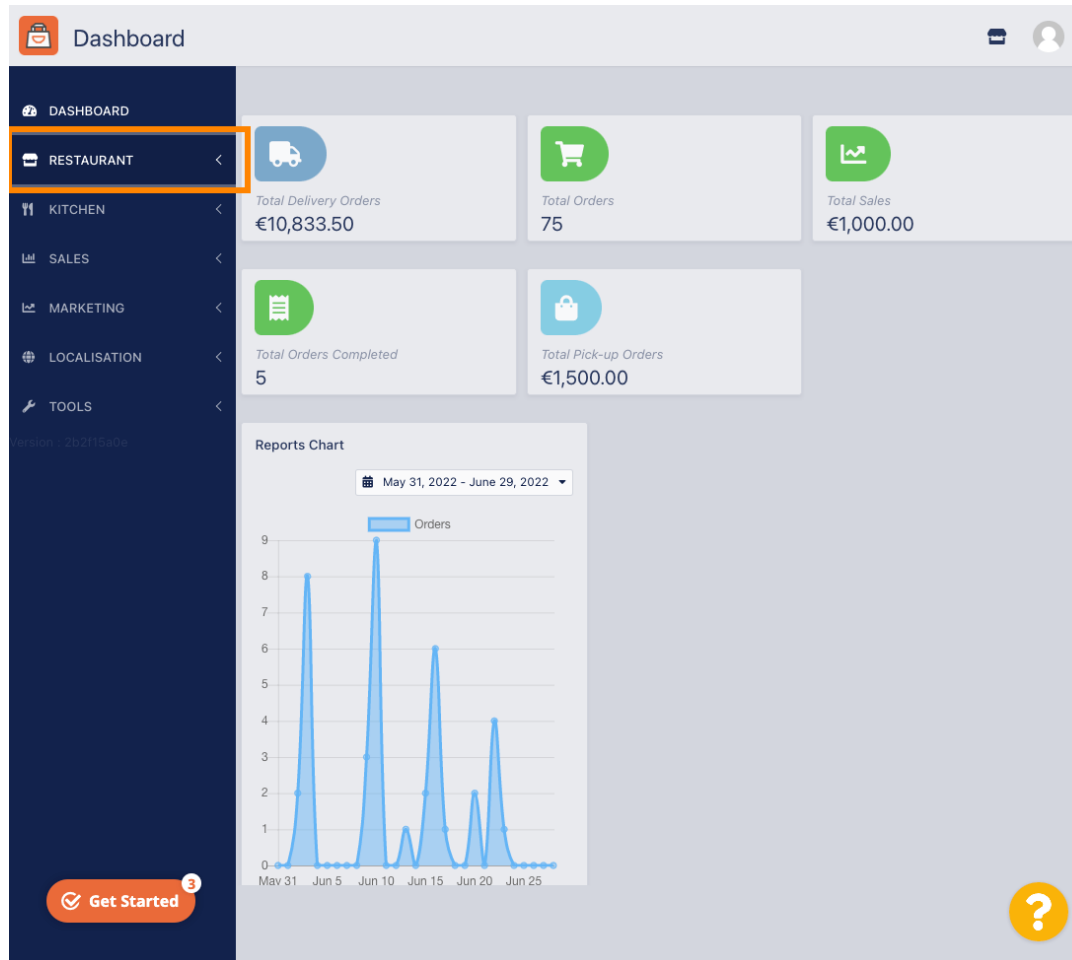


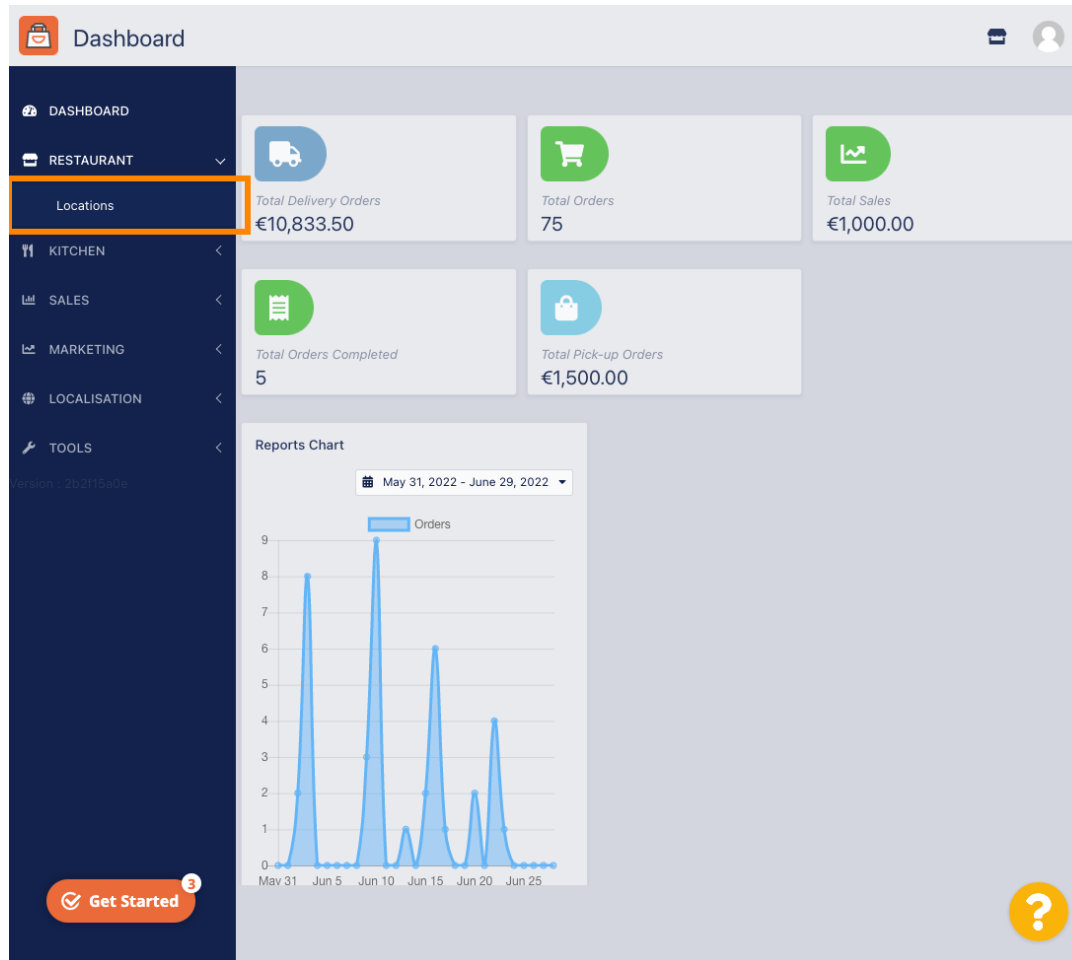
 Az első lépés az, hogy jelentkezzen be DISH Order fiókjába.



Kattintson az **ÉTTEREM** gombra .



Kattintson a **Helyszínek elemre** .





Kattintson a **szerkesztés** (toll) **ikonra** .

| <input type="checkbox"/> | NAME | CITY | OFFER DELIVERY | OFFER PICK-UP | STATUS | LINK |
|--------------------------|------|------------|----------------|---------------|---------|------|
| <input type="checkbox"/> | | Steinhagen | Enabled | Enabled | Enabled | |

A szállítási területek szerkesztéséhez vagy beállításához kattintson a **Kézbesítés** gombra .

The screenshot shows the 'Location Edit' interface. The 'Delivery' tab is highlighted with an orange box. The form contains the following fields and options:

- Name of the Restaurant:** Text input field.
- Email:** Text input field.
- Telephone:** Text input field.
- Logo:** Image selection field with a blue button.
- Header image:** Image selection field with a blue button.
- Webshop Status:** A green 'Enabled' button.
- Address 1:** Text input field.
- Address 2:** Text input field.
- City:** Text input field with 'Steinhagen' entered.
- State:** Text input field with 'Nordrhein-Westfalen' entered.
- Postcode:** Text input field with '33803' entered.
- Country:** Text input field.

At the top of the form, there are 'Save' and 'Save & Close' buttons. The left sidebar contains navigation options: DASHBOARD, RESTAURANT (with a dropdown arrow), LOCATIONS, KITCHEN, SALES, MARKETING, LOCALISATION, and TOOLS. A 'Get Started' button with a notification badge '3' is at the bottom left, and a help icon is at the bottom right.



Az összes szállítási terület megjelenik.

The screenshot shows the 'Location Edit' interface. The left sidebar contains navigation options: DASHBOARD, RESTAURANT (with a dropdown arrow), LOCATIONS, KITCHEN, SALES, MARKETING, LOCALISATION, and TOOLS. The main content area is titled 'Location Edit' and has tabs for Location, Order Settings, Opening Hours, Payments, Delivery (selected), and orderdirect. Under the 'Delivery' tab, there is a 'Deliveries' section with a 'Restaurant' sub-tab. Below this is the 'Delivery Areas' section, which contains a list of five delivery areas, each with a colored dot, a postal code, and a red 'X' delete icon. The areas are: 33659 (red dot), 33647 (yellow dot), 33689 (green dot), 33803 (cyan dot), and 60318 - Frankfurt (purple dot). Below the list are buttons for '+ Add new area' and 'Edit map areas'. At the bottom right, there are links for 'Privacy Settings | FAQ | New Features' and a yellow question mark icon. A 'Get Started' button with a notification badge is visible in the bottom left corner of the interface.

| Postal Code | Area Name |
|-------------|-----------|
| 33659 | |
| 33647 | |
| 33689 | |
| 33803 | |
| 60318 | Frankfurt |



Új szállítási területek hozzáadásához kattintson az **Új terület hozzáadása** gombra .

The screenshot shows the 'Location Edit' interface. On the left is a dark blue sidebar with navigation options: DASHBOARD, RESTAURANT (expanded), Locations, KITCHEN, SALES, MARKETING, LOCALISATION, and TOOLS. The main content area has tabs for Location, Order Settings, Opening Hours, Payments, Delivery (selected), and orderdirect. Under the 'Delivery' tab, there is a 'Deliveries' section with a 'Restaurant' dropdown. Below that is the 'Delivery Areas' section, which includes a descriptive text: 'Set delivery conditions to specific geographical area/boundaries. Delivery areas are applied in the order in which they appear. Every location must have at least one delivery area to accept delivery orders.' A list of delivery areas is shown, each with a colored dot and a red 'X' delete icon: 33659 (red), 33647 (yellow), 33689 (green), 33803 (cyan), and 60318 - Frankfurt (purple). At the bottom of this list, there are two buttons: '+ Add new area' (highlighted with an orange box) and 'Edit map areas'. At the bottom right of the interface, there are links for 'Privacy Settings | FAQ | New Features' and a yellow question mark icon. A 'Get Started' button with a notification badge is visible in the bottom left corner of the sidebar.

Kattintson **a 6. területre**. Ez az új szállítási terület.

The screenshot shows the 'Location Edit' interface. On the left is a dark blue sidebar with navigation options: DASHBOARD, RESTAURANT (expanded to show Locations), KITCHEN, SALES, MARKETING, LOCALISATION, and TOOLS. The main content area has tabs for Location, Order Settings, Opening Hours, Payments, Delivery (selected), and orderdirect. Under the 'Delivery' tab, there is a 'Deliveries' section with a 'Restaurant' button and a 'Delivery Areas' section with explanatory text. A list of delivery areas is shown, each with a colored dot and a red 'X' delete icon. The areas are: 33659 (red), 33647 (yellow), 33689 (green), 33803 (cyan), 60318 - Frankfurt (purple), and Area 6 (black). The 'Area 6' entry is highlighted with an orange rectangular box. Below the list are buttons for '+ Add new area' and 'Edit map areas'. At the bottom right, there are links for 'Privacy Settings | FAQ | New Features' and a yellow question mark icon. A 'Get Started' button with a notification badge is at the bottom left.

Adja meg a szállítási terület összes adatát.

Area 6

Area Name
Area 6

Area Type
Shape (polygon) Circle Postcode

Minimum order value
€ 0,00

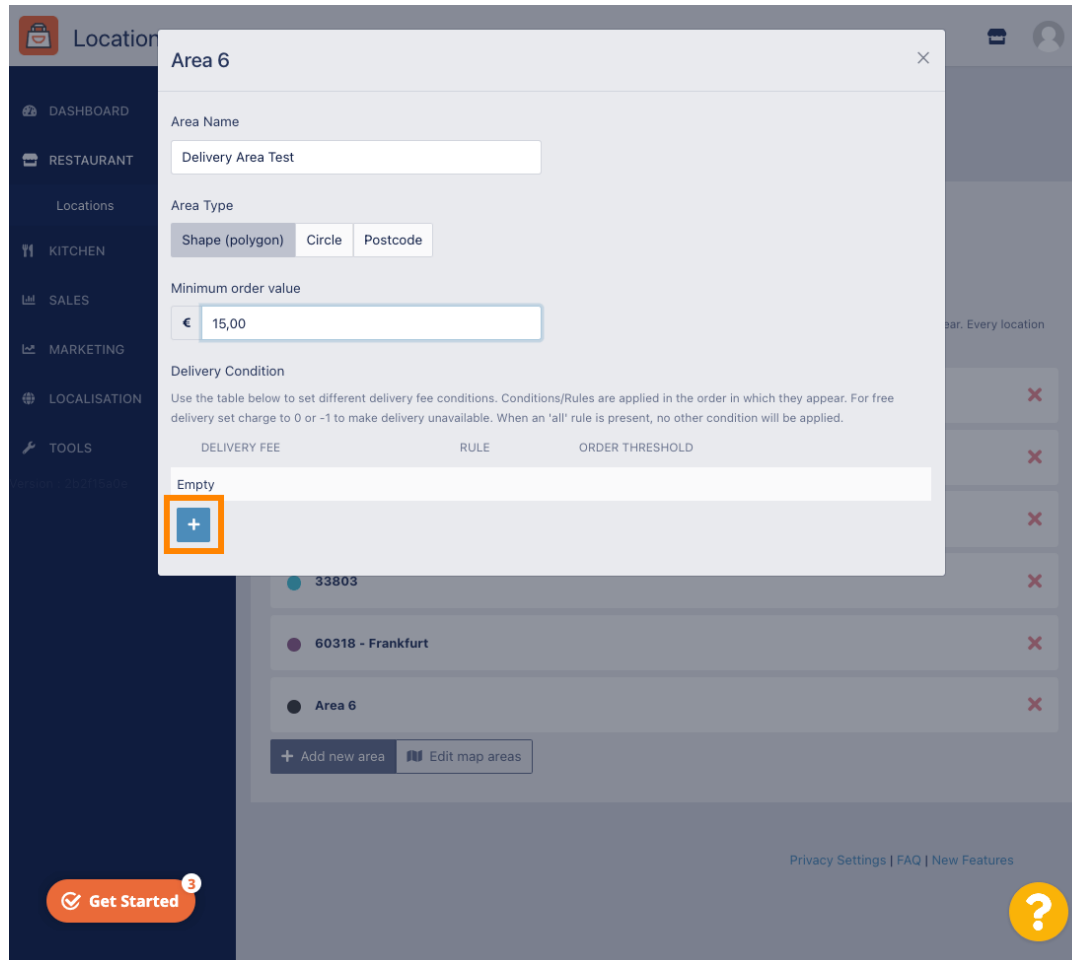
Delivery Condition
Use the table below to set different delivery fee conditions. Conditions/Rules are applied in the order in which they appear. For free delivery set charge to 0 or -1 to make delivery unavailable. When an 'all' rule is present, no other condition will be applied.

| DELIVERY FEE | RULE | ORDER THRESHOLD |
|--------------|------|-----------------|
| Empty | | |
| | | |
| | | |
| | | |
| | | |
| | | |
| | | |

+ Add new area Edit map areas

Get Started ³ ?

Kattintson a plusz ikonra a szállítási feltételek hozzáadásához és kiválasztásához.



Adja meg a rendelési küszöbhez kapcsolódó szállítási díjat.

Area 6

Area Name
Delivery Area Test

Area Type
Shape (polygon) Circle Postcode

Minimum order value
€ 15,00

Delivery Condition
Use the table below to set different delivery fee conditions. Conditions/Rules are applied in the order in which they appear. For free delivery set charge to 0 or -1 to make delivery unavailable. When an "all" rule is present, no other condition will be applied.

| | DELIVERY FEE | RULE | ORDER THRESHOLD |
|---|--------------|-------|-----------------|
| ☰ | € 2,50 | above | € 20,00 |
| ☰ | € 0,00 | above | € 0,00 |

+ Add new area Edit map areas

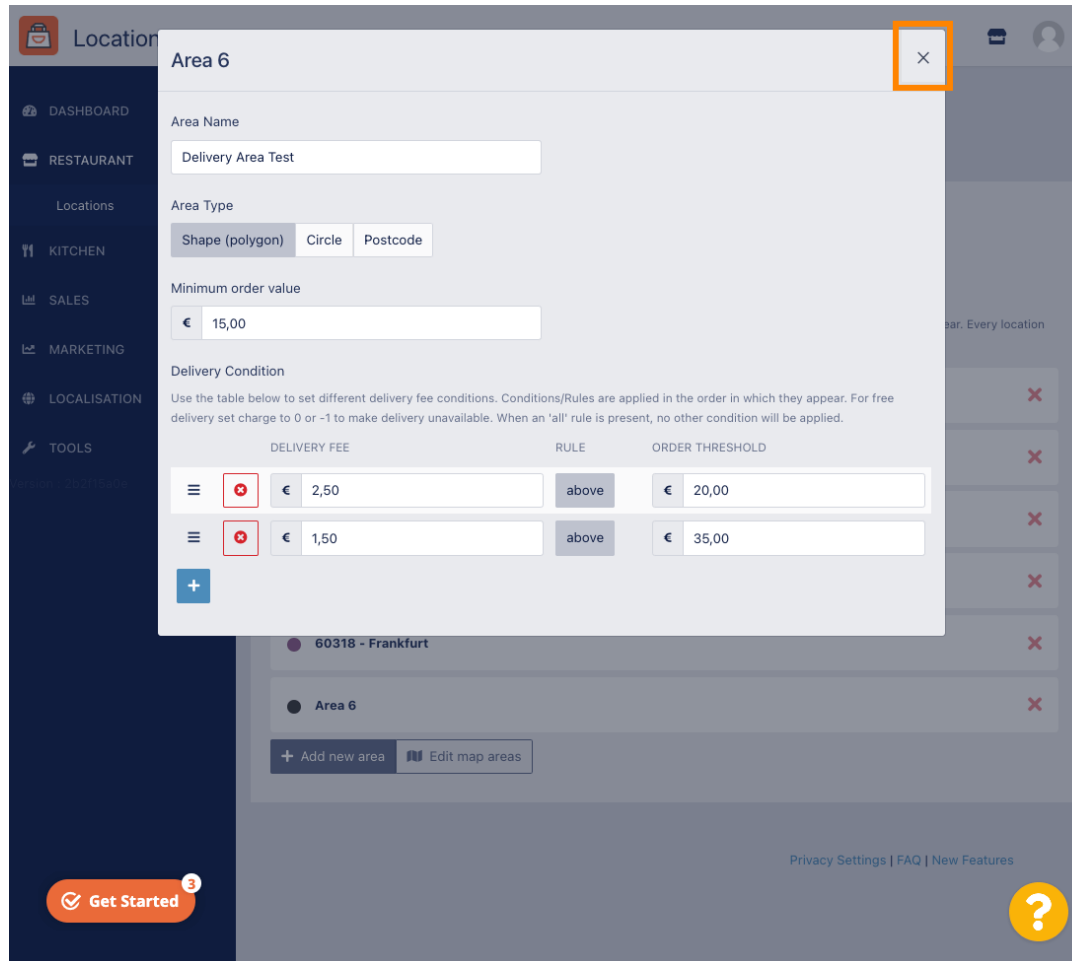
60318 - Frankfurt

Area 6

Get Started 3

Privacy Settings | FAQ | New Features

Miután megadta az összes információt, kattintson az **x ikonra**.

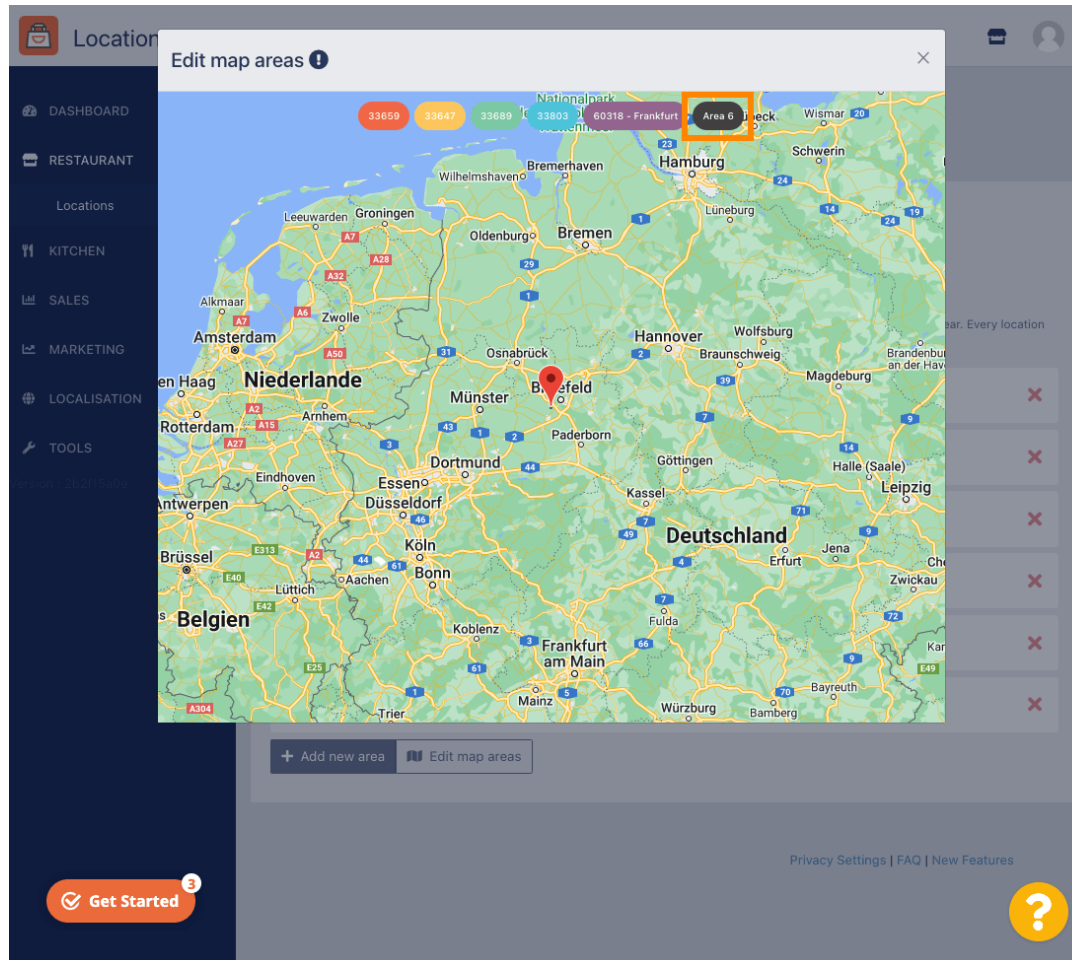


Kattintson a **Térképterületek szerkesztése** lehetőségre .

The screenshot shows the 'Location Edit' interface. On the left is a dark blue sidebar with navigation options: DASHBOARD, RESTAURANT (expanded to show Locations), KITCHEN, SALES, MARKETING, LOCALISATION, and TOOLS. The main content area has tabs for Location, Order Settings, Opening Hours, Payments, Delivery (selected), and orderdirect. Under the 'Delivery' tab, there is a 'Deliveries' section with a 'Restaurant' button and a 'Delivery Areas' section. The 'Delivery Areas' section contains a list of areas with colored dots and red 'X' delete icons: 33659 (red), 33647 (yellow), 33689 (green), 33803 (cyan), 60318 - Frankfurt (purple), and Area 6 (black). At the bottom of the list are buttons for '+ Add new area' and 'Edit map areas' (highlighted with an orange box). The footer includes a 'Get Started' button with a notification badge and a help icon.

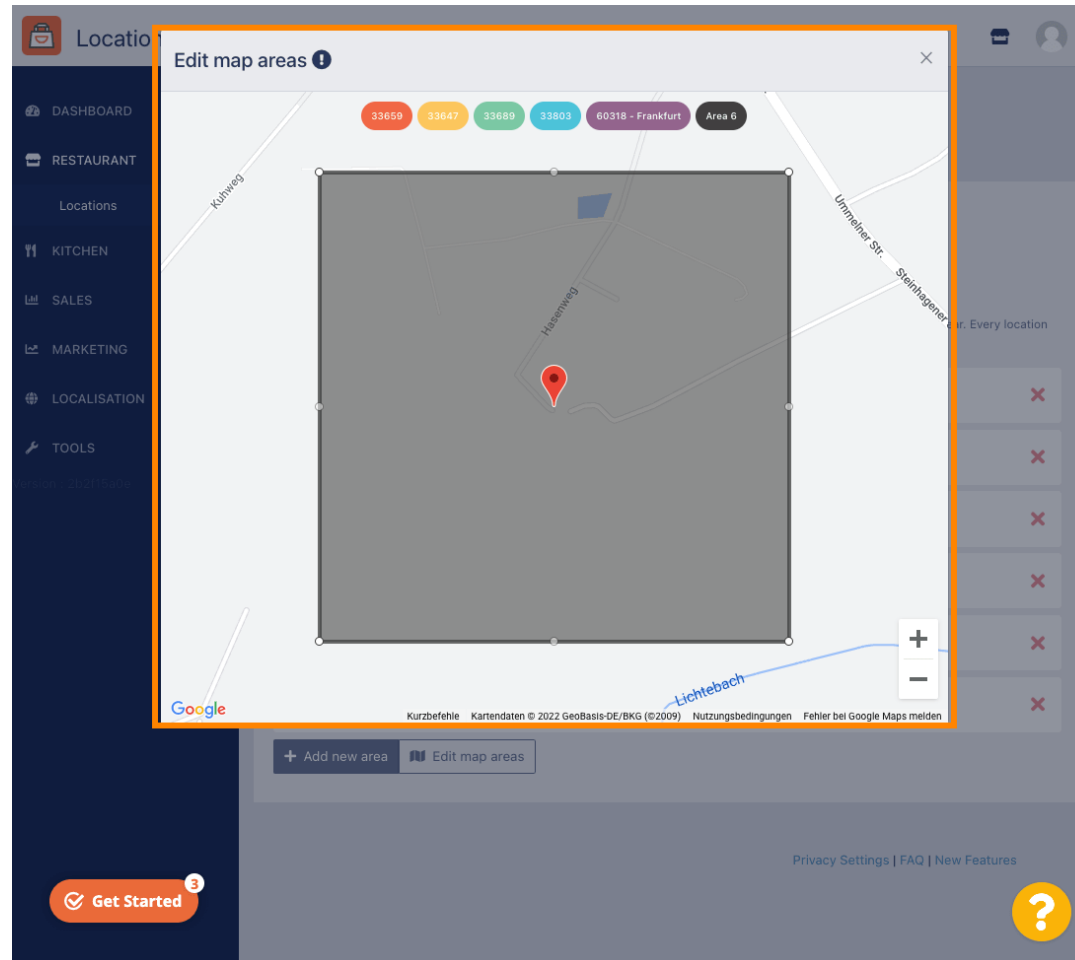



Kattintson a szerkeszteni kívánt területre.

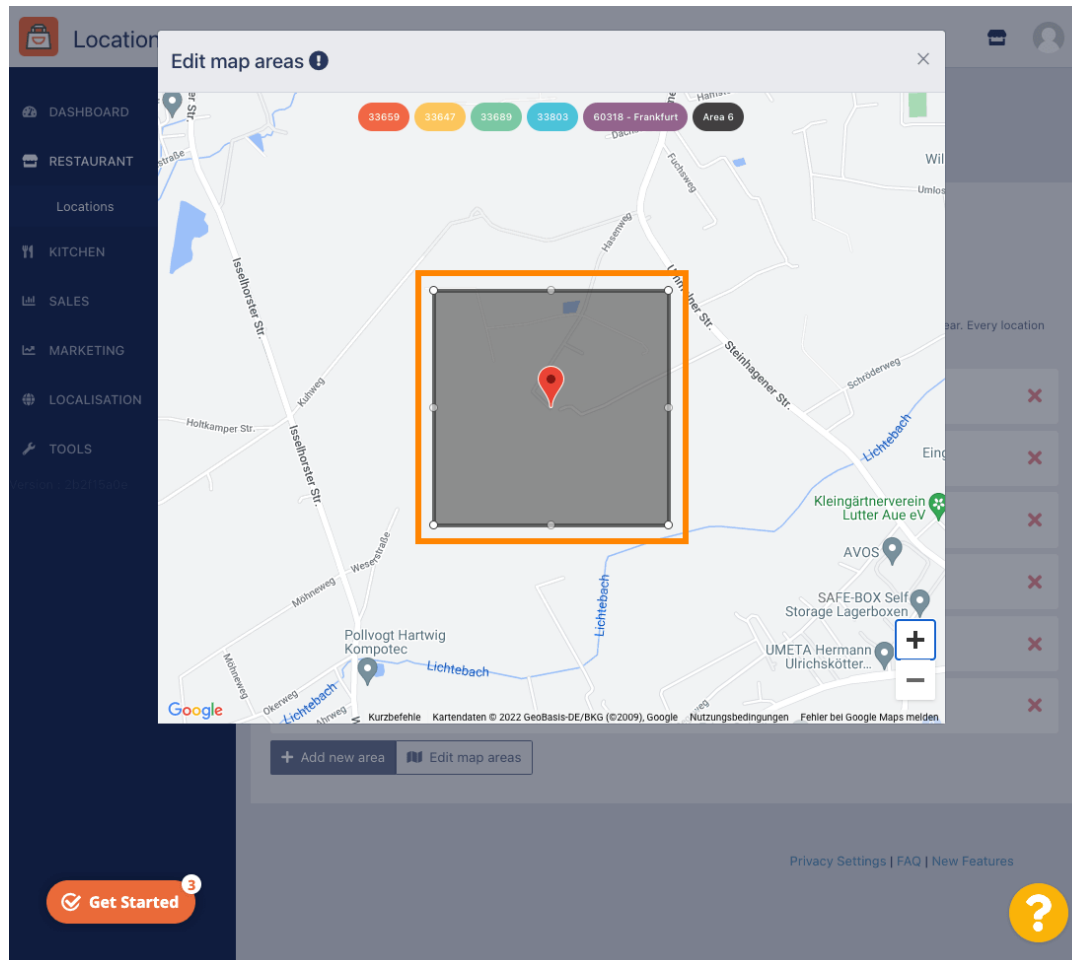




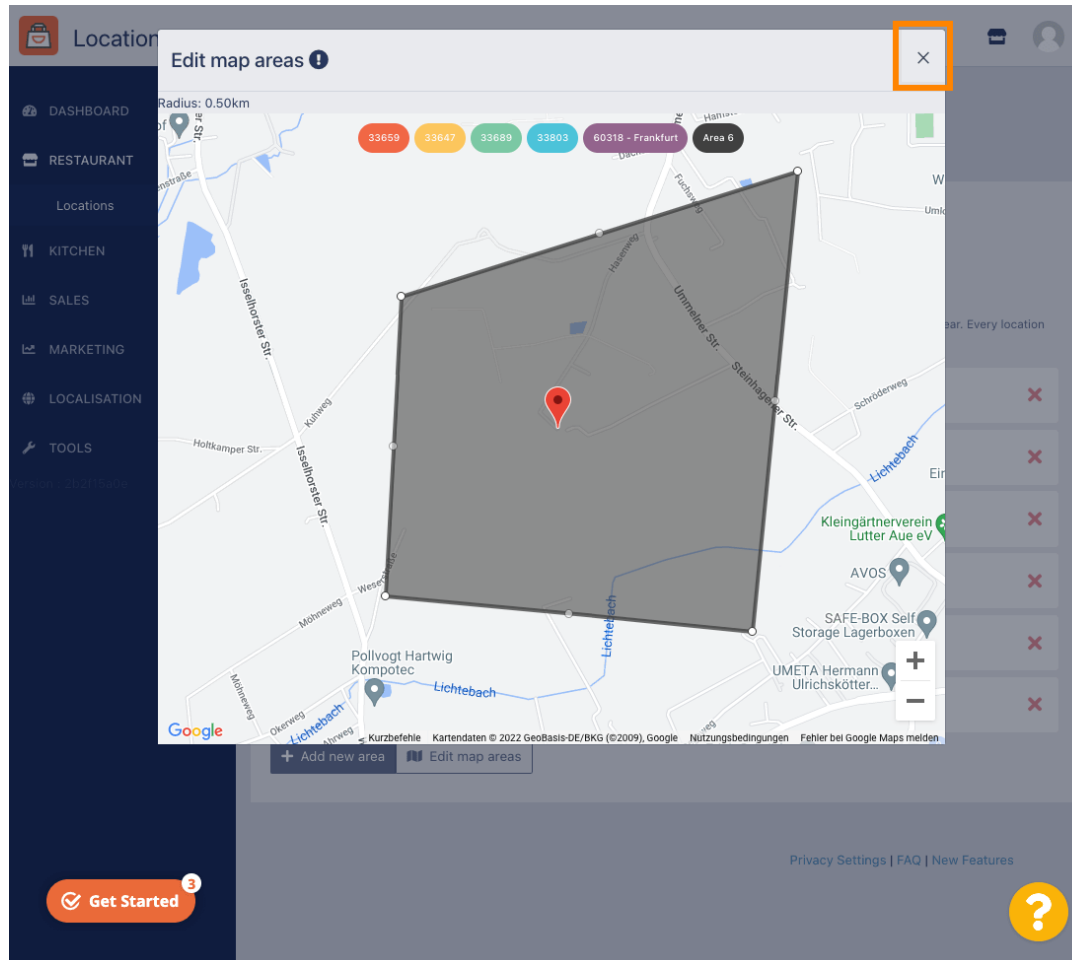
A piros gombostű mutatja az étterem helyét.



-  Határozza meg a szállítási területet a sokszög beállításával. Kattintson és húzza meg a sokszög pontjait.



Miután beállította a szállítást, kattintson az **x** ikonra .





Area 6

Area Name: Delivery Area Test

Area Type: **Circle** (selected), Shape (polygon), Postcode

Minimum order value: € 15,00

Delivery Condition

Use the table below to set different delivery fee conditions. Conditions/Rules are applied in the order in which they appear. For free delivery set charge to 0 or -1 to make delivery unavailable. When an "all" rule is present, no other condition will be applied.

| | DELIVERY FEE | RULE | ORDER THRESHOLD |
|---|--------------|-------|-----------------|
| ☰ | € 2,50 | above | € 20,00 |
| ☰ | € 1,50 | above | € 35,00 |

60318 - Frankfurt

Area 6

+ Add new area Edit map areas

Get Started ³

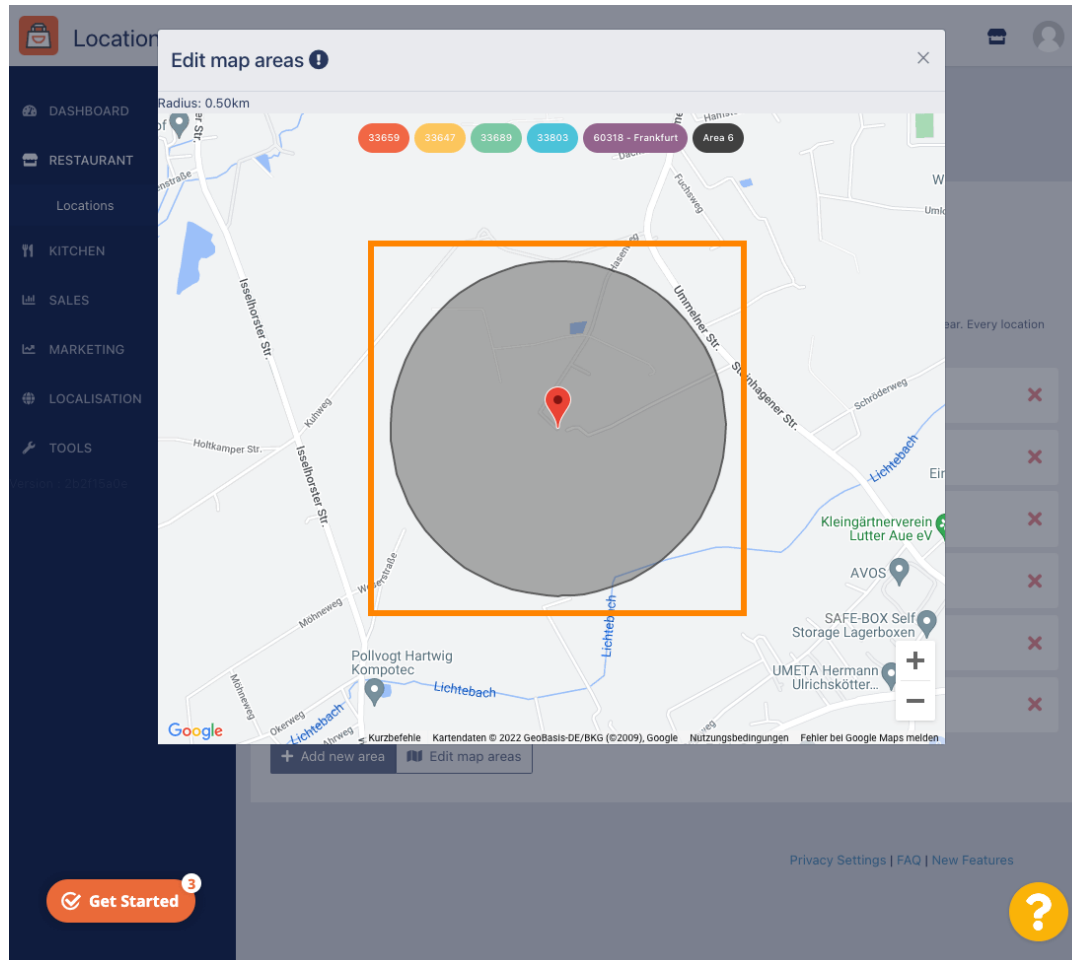
Privacy Settings | FAQ | New Features

?

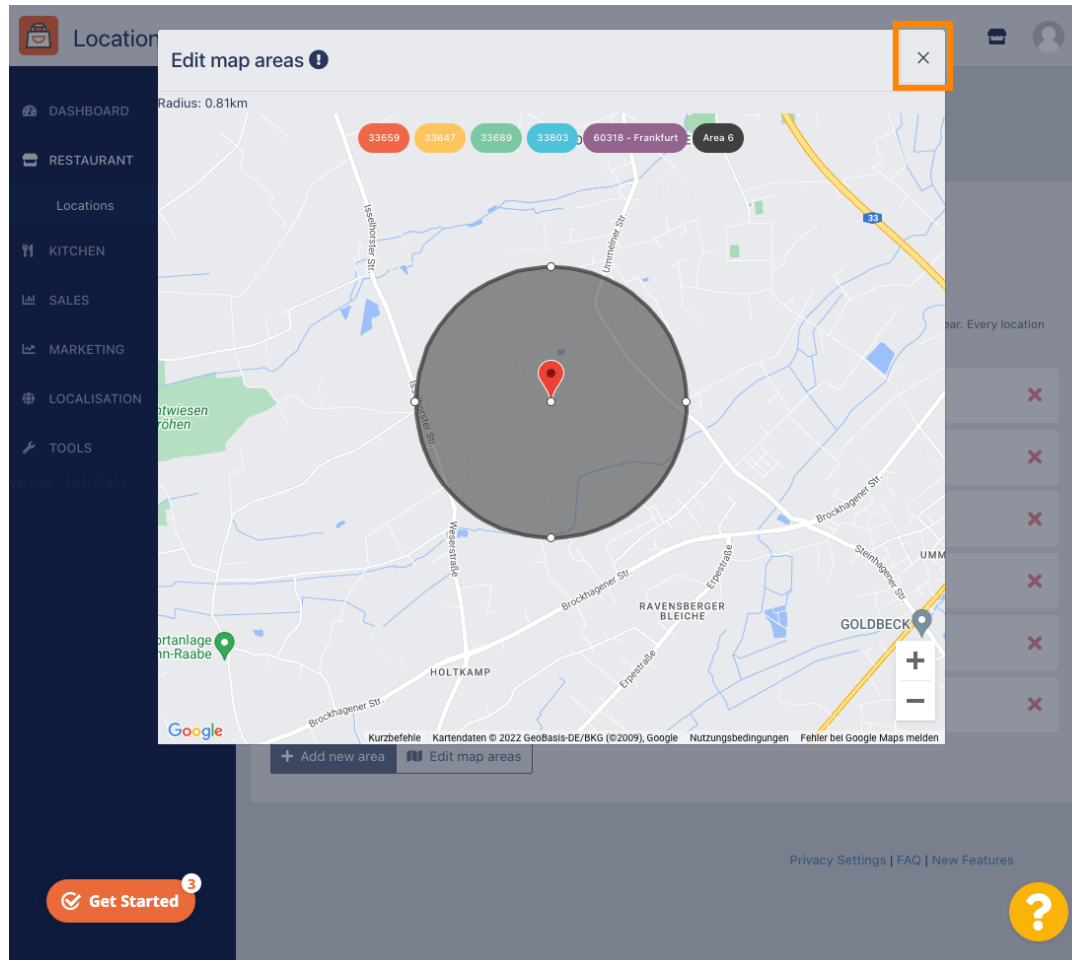
Kattintson a **Térképterületek szerkesztése** lehetőségre .

The screenshot shows the 'Location Edit' interface. On the left is a dark blue sidebar with navigation options: DASHBOARD, RESTAURANT (expanded), Locations, KITCHEN, SALES, MARKETING, LOCALISATION, and TOOLS. The 'RESTAURANT' section is expanded to show 'Locations'. The main content area has tabs for 'Location', 'Order Settings', 'Opening Hours', 'Payments', 'Delivery' (selected), and 'orderdirect'. Below the tabs, there are 'Save' and 'Save & Close' buttons. The 'Delivery' tab contains a 'Deliveries' section with a 'Restaurant' dropdown and a 'Delivery Areas' section. The 'Delivery Areas' section includes a descriptive text: 'Set delivery conditions to specific geographical area/boundaries. Delivery areas are applied in the order in which they appear. Every location must have at least one delivery area to accept delivery orders.' Below this text is a list of delivery areas, each with a colored dot and a red 'X' delete icon: 33659 (red), 33647 (yellow), 33689 (green), 33803 (cyan), 60318 - Frankfurt (purple), and Area 6 (black). At the bottom of the list are two buttons: '+ Add new area' and 'Edit map areas' (highlighted with an orange box). The footer contains a 'Get Started' button with a notification badge '3' and a help icon (question mark).

Állítsa be a **kört** egyenként. Ez az Ön szállítási területe.



Ha végzett a kézbesítési terület beállításával, kattintson az **x ikonra** .





Kattintson az **Irányítószám elemre** . Ahhoz, hogy a szállítási területek meghatározott irányítószámok legyenek.

Area 6

Area Name: Delivery Area Test

Area Type: Shape (polygon) Circle **Postcode**

Minimum order value: € 15,00

Delivery Condition

Use the table below to set different delivery fee conditions. Conditions/Rules are applied in the order in which they appear. For free delivery set charge to 0 or -1 to make delivery unavailable. When an "all" rule is present, no other condition will be applied.

| | DELIVERY FEE | RULE | ORDER THRESHOLD |
|---|--------------|-------|-----------------|
| ☰ | € 2,50 | above | € 20,00 |
| ☰ | € 1,50 | above | € 35,00 |

60318 - Frankfurt

Area 6

+ Add new area Edit map areas

Get Started ³

Privacy Settings | FAQ | New Features

?

Adja meg a szállítási kívánt irányítószámokat/irányítószámokat.

Area 6

Area Name
Delivery Area Test

Area Type
Shape (polygon) Circle **Postcode**

Minimum order value
€ 15,00

Postcode

Delivery Condition

Use the table below to set different delivery fee conditions. Conditions/Rules are applied in the order in which they appear. For free delivery set charge to 0 or -1 to make delivery unavailable. When an 'all' rule is present, no other condition will be applied.

| | DELIVERY FEE | RULE | ORDER THRESHOLD |
|---|--------------|-------|-----------------|
| ☰ | € 2,50 | above | € 20,00 |
| ☰ | € 1,50 | above | € 35,00 |

+ Add new area Edit map areas

Get Started ³ ?

Ha végzett, kattintson az **x ikonra**.

Area 6 [X]

Area Name
Delivery Area Test

Area Type
Shape (polygon) Circle Postcode

Minimum order value
€ 15,00

Postcode
33803, 33805

Delivery Condition

Use the table below to set different delivery fee conditions. Conditions/Rules are applied in the order in which they appear. For free delivery set charge to 0 or -1 to make delivery unavailable. When an 'all' rule is present, no other condition will be applied.

| | DELIVERY FEE | RULE | ORDER THRESHOLD |
|---|--------------|-------|-----------------|
| ☰ | € 2,50 | above | € 20,00 |
| ☰ | € 1,50 | above | € 35,00 |

+ Add new area Edit map areas

Get Started ³ ?

Ennyi. Kattintson a **Mentés** vagy a **Mentés és bezárás** gombra .

The screenshot shows the 'Location Edit' interface. The top navigation bar includes 'Location Edit' and user profile icons. The left sidebar contains menu items: DASHBOARD, RESTAURANT (with a dropdown arrow), KITCHEN, SALES, MARKETING, LOCALISATION, and TOOLS. The 'RESTAURANT' dropdown is open, showing 'Locations'. The main content area has tabs for 'Location', 'Order Settings', 'Opening Hours', 'Payments', 'Delivery' (selected), and 'orderdirect'. In the 'Delivery' tab, there is a 'Deliveries' section with a 'Restaurant' button. Below it is the 'Delivery Areas' section with a descriptive text: 'Set delivery conditions to specific geographical area/boundaries. Delivery areas are applied in the order in which they appear. Every location must have at least one delivery area to accept delivery orders.' A list of delivery areas is shown, each with a colored dot and a red 'X' delete icon: 33659 (red), 33647 (yellow), 33689 (green), 33803 (cyan), 60318 - Frankfurt (purple), and Area 6 (black). At the bottom of the list are buttons for '+ Add new area' and 'Edit map areas'. The top right of the main content area has 'Save' and 'Save & Close' buttons, which are highlighted with an orange box. At the bottom of the interface, there is a 'Get Started' button with a notification badge '3' and a help icon (question mark).



Értesítést kap arról, hogy a helye sikeresen frissült.

The screenshot displays the 'Location Edit' interface. At the top, a green notification box with a close button (X) states 'Location updated successfully'. Below this, the interface is divided into a left sidebar and a main content area. The sidebar contains navigation options: DASHBOARD, RESTAURANT (with a dropdown arrow), LOCATIONS, KITCHEN, SALES, MARKETING, LOCALISATION, and TOOLS. The main content area has tabs for Location, Order Settings, Opening Hours, Payments, Delivery (selected), and orderdirect. Under the 'Delivery' tab, there is a 'Deliveries' section with a 'Restaurant' dropdown. Below that is the 'Delivery Areas' section, which includes a descriptive text: 'Set delivery conditions to specific geographical area/boundaries. Delivery areas are applied in the order in which they appear. Every location must have at least one delivery area to accept delivery orders.' A list of delivery areas follows, each with a colored dot and a red 'X' delete icon: 33659 (red), 33647 (yellow), 33689 (green), 33803 (cyan), 60318 - Frankfurt (purple), and Delivery Area Test (black). At the bottom of the list are buttons for '+ Add new area' and 'Edit map areas'. The footer contains links for 'Privacy Settings | FAQ | New Features'.



Az új szállítási terület látható lesz.

The screenshot shows the 'Location Edit' interface. On the left is a dark blue sidebar with navigation options: DASHBOARD, RESTAURANT (expanded to show Locations), KITCHEN, SALES, MARKETING, LOCALISATION, and TOOLS. The main content area is titled 'Location Edit' and has tabs for Location, Order Settings, Opening Hours, Payments, Delivery (selected), and orderdirect. Under the 'Delivery' tab, there is a 'Deliveries' section with a 'Restaurant' dropdown and a 'Delivery Areas' section. The 'Delivery Areas' section contains a list of areas with colored dots and red 'X' delete icons. The areas are: 33659 (red), 33647 (yellow), 33689 (green), 33803 (cyan), 60318 - Frankfurt (purple), and Delivery Area Test (black). The 'Delivery Area Test' entry is highlighted with an orange border. Below the list are buttons for '+ Add new area' and 'Edit map areas'. At the bottom right, there are links for 'Privacy Settings | FAQ | New Features' and a yellow question mark icon. A 'Get Started' button with a notification badge is at the bottom left.



Szkennelés az interaktív lejátszó megnyitásához