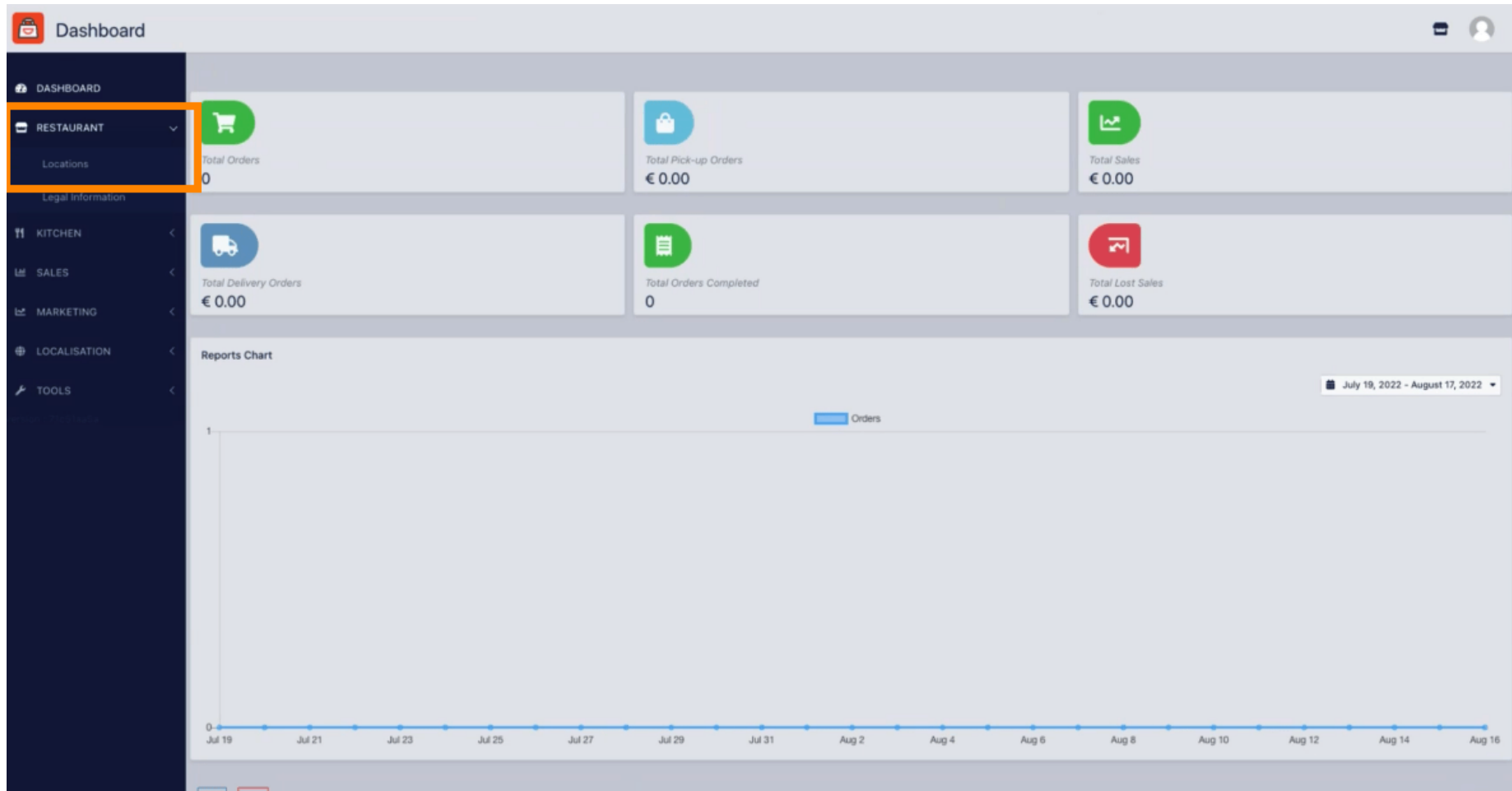


Cliquez sous **RESTAURANT** sur **Emplacements** .





Cliquez sur l'icône en forme de crayon .

The screenshot shows the 'Locations' management page in the DISH system. On the left is a dark navigation sidebar with categories like DASHBOARD, RESTAURANT, KITCHEN, SALES, MARKETING, LOCALISATION, and TOOLS. The 'RESTAURANT' section is expanded to show 'Locations'. The main content area features a table with the following data:

	NAME	CITY	OFFER DELIVERY	OFFER PICK-UP	STATUS	LINK
<input type="checkbox"/>	restaurant Pico Bello	Düsseldorf	Enabled	Enabled	Disabled	https://pico-bello.order.acc.app.hd.digital/menus

A blue 'Download CSV list' button is located at the top left of the table area. A blue pencil icon in the first column of the 'restaurant Pico Bello' row is highlighted with an orange square, indicating the edit function.



Cliquez sur **Paiements** .

The screenshot shows the 'Location Edit' interface in the DISH system. The 'Payments' tab is highlighted with an orange box. The interface includes a sidebar with navigation options: DASHBOARD, RESTAURANT (with sub-items: Locations, Legal Information), KITCHEN, SALES, MARKETING, LOCALISATION, and TOOLS. The main content area has tabs for Location, Order Settings, Opening Hours, Payments, and Delivery. The 'Payments' tab is active, showing a form with the following fields:

- Name of the Restaurant: Restaurant Pico Bello
- Email: janedoetest@test.com
- Telephone: +4912312313
- Logo: [Image selection button]
- Header image: [Image selection button]
- Webshop Status: Disabled (with a note: 'If your webshop is open, customers can see it and are able to place online orders')
- Address 1: Metro-Straße 1
- City: Düsseldorf
- Address 2: [Empty field]
- State: Nordrhein-Westfalen
- Postcode: 40235
- Country: Germany

At the top of the form, there are 'Save' and 'Save & Close' buttons. At the bottom right, there are links for 'Privacy Settings | FAQ | New Features'.



Dans la section en surbrillance, vous pouvez **activer/désactiver** les méthodes de paiement de base.

The screenshot displays the 'Location Edit' interface with a sidebar on the left containing navigation options: DASHBOARD, RESTAURANT (with sub-items Locations and Legal Information), KITCHEN, SALES, MARKETING, LOCALISATION, and TOOLS. The main content area has tabs for Location, Order Settings, Opening Hours, Payments, and Delivery. The 'Payments' tab is active, showing 'Location Payment methods'. This section is highlighted with an orange border and contains a list of payment methods with checkboxes and input fields for minimum order values:

- Cash payment**
Accept cash payments in the restaurant or upon delivery
€ 0,00
Max order total, Total order value must be less than this to make this payment method active. Leave it empty or zero for unlimited amount.
- Card payment in the restaurant**
Accept card payments in the restaurant
€ 0,00
Max order total, Total order value must be less than this to make this payment method active. Leave it empty or zero for unlimited amount.
- Card payment upon delivery**
Accept card payments upon delivery
- PayPal Direct**
Accept PayPal online payments on your webshop

Below this is the 'DISH Order payment integrations' section, which includes instructions to start onboarding processes and offers two integration options:

- Stripe Online Payment**
Start Onboarding button
 Online Payment
HD pay Accept credit card payments using Stripe
€ [input field]
Min order total, Total order value must reach before this payment method becomes active. Leave it empty or zero for unlimited amount.
- Paypal Online Payment**
Start Onboarding button
 Paypal
Paypal Online Payment using HD Pay
€ [input field]
Min order total, Total order value must reach before this payment method becomes active. Leave it empty or zero for unlimited amount.



Pour intégrer le paiement en ligne comme mode de paiement, cliquez sur **Démarrer l'intégration**.

The screenshot shows the 'Location Edit' interface with the 'Payments' tab selected. The 'Location Payment methods' section includes:

- Cash payment**
Accept cash payments in the restaurant or upon delivery
€ 0,00
Max order total, Total order value must be less than this to make this payment method active. Leave it empty or zero for unlimited amount.
- Card payment in the restaurant**
Accept card payments in the restaurant
€ 0,00
Max order total, Total order value must be less than this to make this payment method active. Leave it empty or zero for unlimited amount.
- Card payment upon delivery**
Accept card payments upon delivery
- PayPal Direct**
Accept PayPal online payments on your webshop

The 'DISH Order payment integrations' section includes:

- Stripe Online Payment**
A blue 'Start Onboarding' button is highlighted with an orange box.
 Online Payment
HD pay Accept credit card payments using Stripe
€ [input field]
Min order total, Total order value must reach before this payment method becomes active. Leave it empty or zero for unlimited amount.
- Paypal Online Payment**
 Paypal
Paypal Online Payment using HD Pay
€ [input field]
Min order total, Total order value must reach before this payment method becomes active. Leave it empty or zero for unlimited amount.

👉 Sélectionnez le **type de votre entreprise** et cliquez sur **Continuer** .

Dish Order

Dish Order partners with Stripe for secure financial services.

[← Return to Dish Order](#)

About your business
Select a legal entity for your company.

Type of business

Einzelunternehmen / Natürliche Person

Continue →

Save for later

Powered by **stripe**

[Terms](#)

[Privacy](#)

[English \(GB\)](#)

[Contact Dish Order for support](#)

👉 Saisissez vos informations personnelles et cliquez sur **Continuer**.

Dish Order

Dish Order partners with Stripe for secure financial services.

← Return to Dish Order

Progress saved

Verify your personal details

Stripe collects this information to verify your identity and keep your account safe.

Your legal name

First name

Last name

Email address

you@example.com

Date of birth

DD / MM / YYYY

Home address

Germany

Address line 1

Address line 2

Postal code

City

Phone number

+49 30 123456

Powered by **stripe**

[Terms](#)

[Privacy](#)

English (GB)

Contact Dish Order for support

👉 Sélectionnez votre **secteur d'activité** et cliquez sur **Continuer** .

Dish Order

Dish Order partners with Stripe for secure financial services.

← Return to Dish Order

Powered by **stripe** ©

Terms

Privacy

English (GB) ↕

Contact Dish Order for support

Professional details

Tell us a few details about how you earn money with Dish Order.

Industry

Please select your industry...

Continue →

Save for later



Vérifiez vos données et cliquez sur **Soumettre** .

 Dish Order

Dish Order partners with Stripe for secure financial services.

[← Return to Dish Order](#)

Powered by **stripe** ©

[Terms](#)

[Privacy](#)


English (GB) ↕

Contact Dish Order for support

Review and finish up


You're almost ready to start exploring Dish Order. Take a moment to review and confirm your information.

PROFESSIONAL DETAILS

Your website 
https://pico-bello.order.acc.app.hd.digital

Other information provided
Phone, Industry

PERSONAL DETAILS

Jane Doe 

janedoetest@test.com
Born on 1 January 1999
Metro Straße 1
40235 Düsseldorf DE

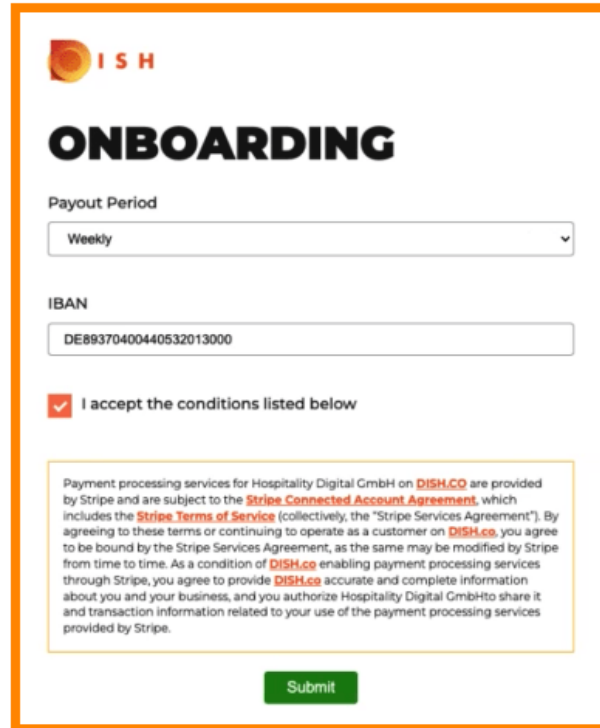
Other information provided
ID document, Phone

By clicking Submit, you agree to the [Connected Account Agreement](#), and you certify that the information you have provided is complete and correct.

Submit



Choisissez votre **période de versement** souhaitée , saisissez votre **IBAN** , **acceptez les conditions** et cliquez sur **Soumettre** .




The screenshot shows the DISH ONBOARDING form. At the top left is the DISH logo. Below it, the word "ONBOARDING" is written in large, bold, black letters. The form contains the following elements:

- Payout Period:** A dropdown menu with "Weekly" selected.
- IBAN:** A text input field containing "DE89370400440532013000".
- Acceptance:** A checked checkbox followed by the text "I accept the conditions listed below".
- Terms and Conditions:** A text box containing the following text: "Payment processing services for Hospitality Digital GmbH on DISH.CO are provided by Stripe and are subject to the Stripe Connected Account Agreement, which includes the Stripe Terms of Service (collectively, the "Stripe Services Agreement"). By agreeing to these terms or continuing to operate as a customer on DISH.co, you agree to be bound by the Stripe Services Agreement, as the same may be modified by Stripe from time to time. As a condition of DISH.co enabling payment processing services through Stripe, you agree to provide DISH.co accurate and complete information about you and your business, and you authorize Hospitality Digital GmbH to share it and transaction information related to your use of the payment processing services provided by Stripe."
- Submit:** A green button labeled "Submit".



Vérifiez les données et cliquez sur **Soumettre** .

 Dish Order

Dish Order partners with Stripe for secure financial services.

[← Return to Dish Order](#)

Powered by **stripe** ©

[Terms](#)

[Privacy](#)


[English \(GB\) ↕](#)

[Contact Dish Order for support](#)

Verification summary


Modify the details of your business.

PROFESSIONAL DETAILS

Your website 
https://pico-bello.order.acc.app.hd.digital

Other information provided
Phone, industry

PERSONAL DETAILS

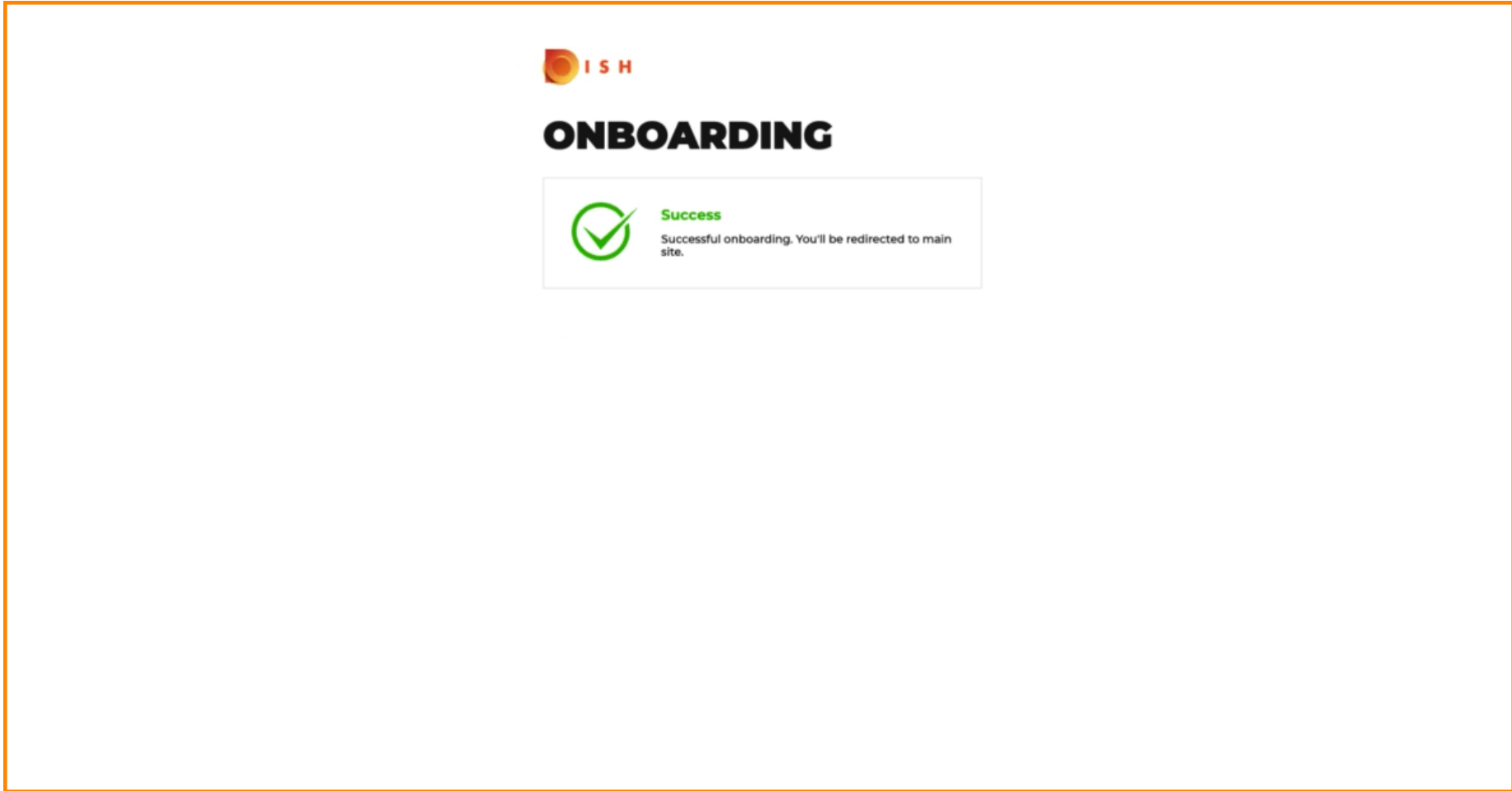
Jane Doe 
janedoetest@test.com
Born on 1 January 1999
Metro Straße 1
40235 Düsseldorf DE

Other information provided
ID document, Phone

By clicking Submit, you agree that the information provided is accurate to the best of your knowledge.

Submit

 Vous avez intégré avec succès le paiement en ligne à DISH Order.





Cochez la case pour le paiement en ligne .

The screenshot shows the 'Location Edit' page in the DISH system. The left sidebar contains navigation options: DASHBOARD, RESTAURANT (with sub-items Locations and Legal Information), KITCHEN, SALES, MARKETING, LOCALISATION, and TOOLS. The main content area is titled 'Location Payment methods' and includes the following sections:

- Location Payment methods**
Select the payment(s) available at this location.
 - Cash payment**
Accept cash payments in the restaurant or upon delivery. Max order total, Total order value must be less than this to make this payment method active. Leave it empty or zero for unlimited amount. (Input field: € 0.00)
 - Card payment in the restaurant**
Accept card payments in the restaurant. Max order total, Total order value must be less than this to make this payment method active. Leave it empty or zero for unlimited amount. (Input field: € 0.00)
 - Card payment upon delivery**
Accept card payments upon delivery.
 - PayPal Direct**
Accept PayPal online payments on your webshop.
- DISH Order payment integrations**
DISH Order allows official online payment integrations. Please, start the onboarding processes and select all the payment methods your want to offer.
 - stripe Online Payment**
Change Business account data | Change Bank Account data
 - Online Payment**
HD pay Accept credit card payments using Stripe. (Input field: €)
 - Online Payment**
Start Onboarding
 - Paypal**
Paypal Online Payment using HD Pay. (Input field: €)



Cliquez sur **Enregistrer et fermer**.

The screenshot displays the 'Location Edit' interface in the DISH system. The left sidebar contains navigation options: DASHBOARD, RESTAURANT (with sub-items: Locations, Legal information, KITCHEN, SALES, MARKETING, LOCALISATION, TOOLS), and TOOLS. The main content area is titled 'Location Edit' and includes tabs for Location, Order Settings, Opening Hours, Payments, Delivery, and orderdirect. The 'Payments' tab is active, showing 'Location Payment methods'. Under this section, there are four payment options: 'Cash payment' (checked), 'Card payment in the restaurant' (checked), 'Card payment upon delivery' (unchecked), and 'PayPal Direct' (unchecked). Each checked option has a text input field set to '0.00'. Below this is the 'DISH Order payment integrations' section, which includes instructions and buttons for 'Online Payment' (Stripe and PayPal). The 'Stripe' integration is checked and has a 'Start Onboarding' button. The 'Paypal' integration is unchecked and has a 'Start Onboarding' button. At the top of the main content area, there are 'Save' and 'Save & Close' buttons, with the latter highlighted by an orange box.



Voilà, c'est fait !

Locations

Download CSV list

	NAME	CITY	OFFER DELIVERY	OFFER PICK-UP	STATUS	LINK
<input type="checkbox"/>	Restaurant Pico Bello	Düsseldorf	Enabled	Enabled	Enabled	https://pico-bello.order.acc.app.hd.digital/menus

Privacy Settings | FAQ | New Features



Scannez pour accéder au lecteur interactif