

- Üdvözljük a **DISH Order Dashboard** oldalán . Ebben az oktatóanyagban megtudhatja, hogyan állíthat be opciókat és allergének kategóriákat. Kezdje a **Kategóriák** elemre kattintva .

The screenshot displays the DISH Order Dashboard interface. On the left, a dark blue sidebar menu contains the following items: DASHBOARD, RESTAURANT, KITCHEN, **Categories** (highlighted with an orange box), Menu Items, Mealtimes, SALES, MARKETING, USERS, LOCALISATION, and TOOLS. The main dashboard area features six summary cards:

- Total Orders:** 2
- Total Sales:** €15.80
- Total Delivery Orders:** €0.00
- Total Pick-up Orders:** €15.80
- Total Lost Sales:** €0.00
- Reports Chart:** A chart showing a single data point for 'Orders' with a value of 1. The chart is for the period July 20, 2022 - August 18, 2022.

A yellow question mark icon is located in the bottom right corner of the dashboard area.

Ezután kattintson a **ceruza ikonra** .

Categories

+ New Delete Enable Disable

<input type="checkbox"/>	NAME	PRIORITY	STATUS
<input type="checkbox"/>	Pasta	2	Enabled
<input type="checkbox"/>	Pizza	1	Enabled

Items Per Page 100

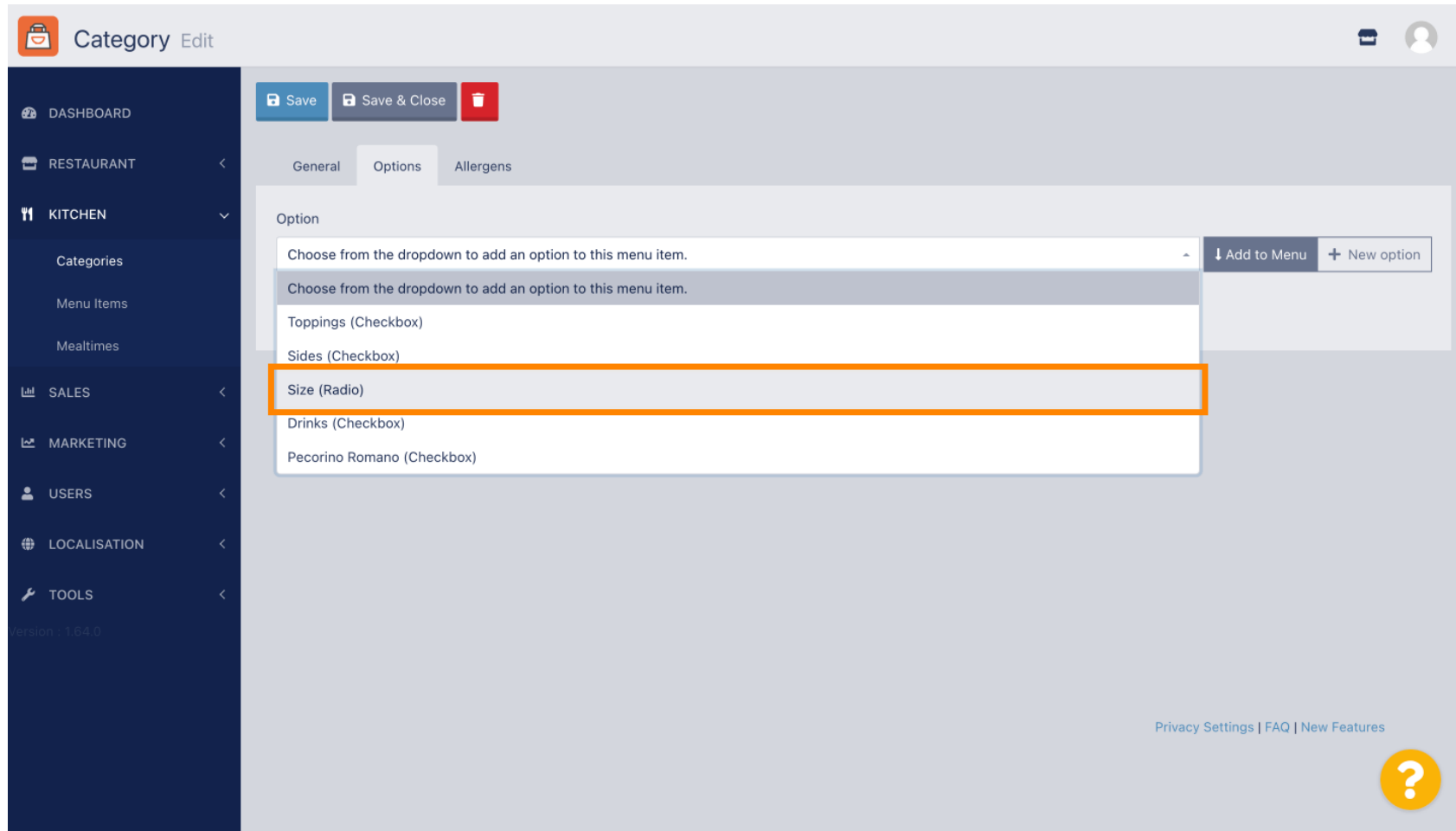
Privacy Settings | FAQ | New Features

Kattintson a **Beállítások** fülre , és nyissa meg a **legördülő menüt** .

The screenshot displays the 'Category Edit' interface. On the left is a dark blue sidebar with navigation options: DASHBOARD, RESTAURANT, KITCHEN (expanded), Categories, Menu Items, Mealtimes, SALES, MARKETING, USERS, LOCALISATION, and TOOLS. The main content area has a top bar with 'Save', 'Save & Close', and a trash icon. Below this are three tabs: 'General', 'Options' (selected), and 'Allergens'. The 'Options' tab contains a section for 'Option' with a text input field containing the placeholder 'Choose from the dropdown to add an option to this menu item.' To the right of the input is a dropdown arrow icon, which is highlighted with an orange box. Further right are two buttons: 'Add to Menu' and 'New option'. Below the input field is a 'Menu Option' label. At the bottom right of the interface, there are links for 'Privacy Settings | FAQ | New Features' and a yellow circular help icon with a question mark.



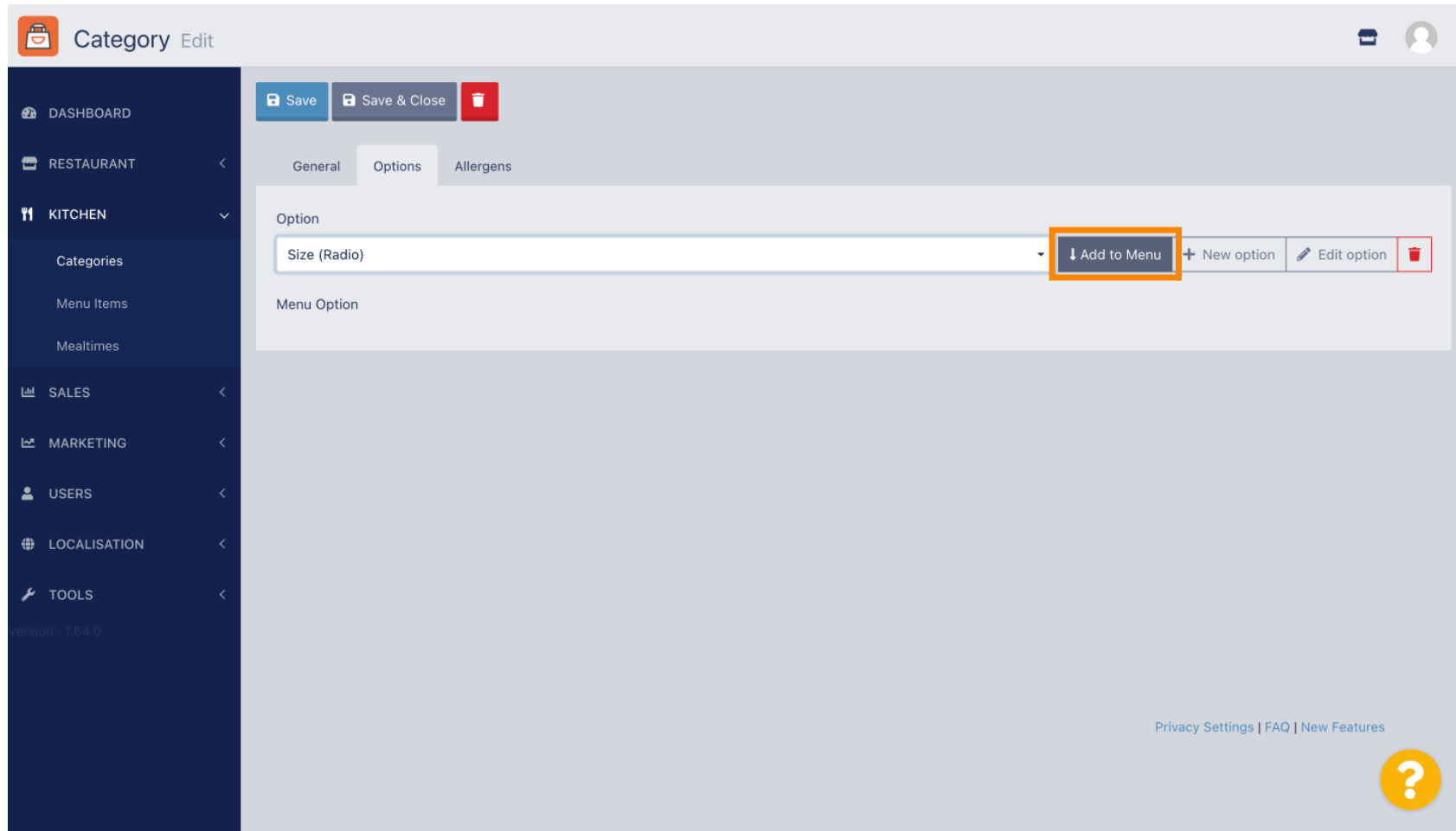
Most kiválaszthatja az előre meghatározott **beállításokat** , vagy létrehozhat egy újat.



The screenshot shows the 'Category Edit' interface. On the left is a dark blue sidebar with navigation options: DASHBOARD, RESTAURANT, KITCHEN (expanded), Categories, Menu Items, Mealtimes, SALES, MARKETING, USERS, LOCALISATION, and TOOLS. The main content area has a top bar with 'Save', 'Save & Close', and a trash icon. Below this are tabs for 'General', 'Options', and 'Allergens'. The 'Options' tab is active, showing a list of options. A dropdown menu is open, displaying the following options: 'Choose from the dropdown to add an option to this menu item.' (twice), 'Toppings (Checkbox)', 'Sides (Checkbox)', 'Size (Radio)' (highlighted with an orange border), 'Drinks (Checkbox)', and 'Pecorino Romano (Checkbox)'. To the right of the dropdown are buttons for 'Add to Menu' and 'New option'. At the bottom right, there are links for 'Privacy Settings | FAQ | New Features' and a yellow help icon with a question mark.

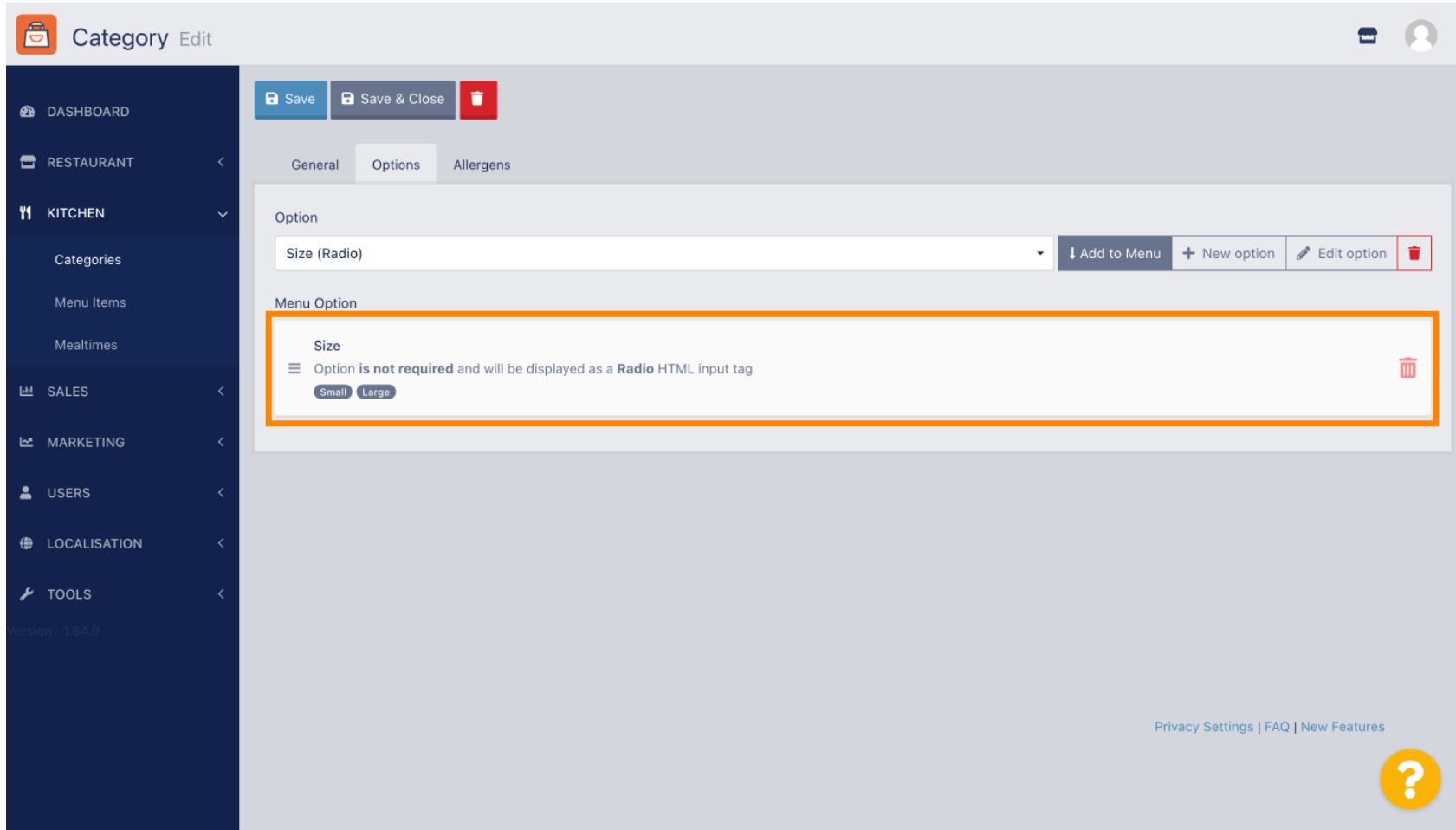


Miután kiválasztotta az egyiket, kattintson a **Hozzáadás a menühöz gombra**.



The screenshot displays the 'Category Edit' interface. On the left is a dark blue sidebar with navigation options: DASHBOARD, RESTAURANT, KITCHEN (expanded), Categories, Menu Items, Mealtimes, SALES, MARKETING, USERS, LOCALISATION, and TOOLS. The main content area has a top bar with 'Save', 'Save & Close', and a trash icon. Below this are tabs for 'General', 'Options', and 'Allergens'. The 'Options' tab is active, showing a list of 'Option' items. One item, 'Size (Radio)', is selected and highlighted. To its right is a button labeled '↓ Add to Menu', which is highlighted with an orange box. Other buttons for '+ New option', 'Edit option', and a trash icon are also visible. At the bottom right, there is a 'Privacy Settings | FAQ | New Features' link and a yellow question mark icon.

 **A menüpontok** adatainak szerkesztéséhez kattintson a menüpontra.



The screenshot displays the 'Category Edit' interface. On the left is a dark blue sidebar with navigation items: DASHBOARD, RESTAURANT, KITCHEN (expanded), Categories, Menu Items, Mealtimes, SALES, MARKETING, USERS, LOCALISATION, and TOOLS. The main content area has a top bar with 'Category Edit' and user icons. Below this are 'Save', 'Save & Close', and a trash icon. The 'Options' tab is active, showing an 'Option' dropdown set to 'Size (Radio)' with buttons for 'Add to Menu', 'New option', 'Edit option', and a trash icon. The 'Menu Option' section below is highlighted with an orange border and contains a 'Size' option with a description: 'Option is not required and will be displayed as a Radio HTML input tag' and two radio buttons labeled 'Small' and 'Large'. A trash icon is also present for this menu option. At the bottom right, there are links for 'Privacy Settings | FAQ | New Features' and a yellow help icon with a question mark.

Itt módosíthatja az adatokat. Kattintson a **Mentés gombra**.

**Edit Menu Option**

Option Name: Size      Option Display Type: radio

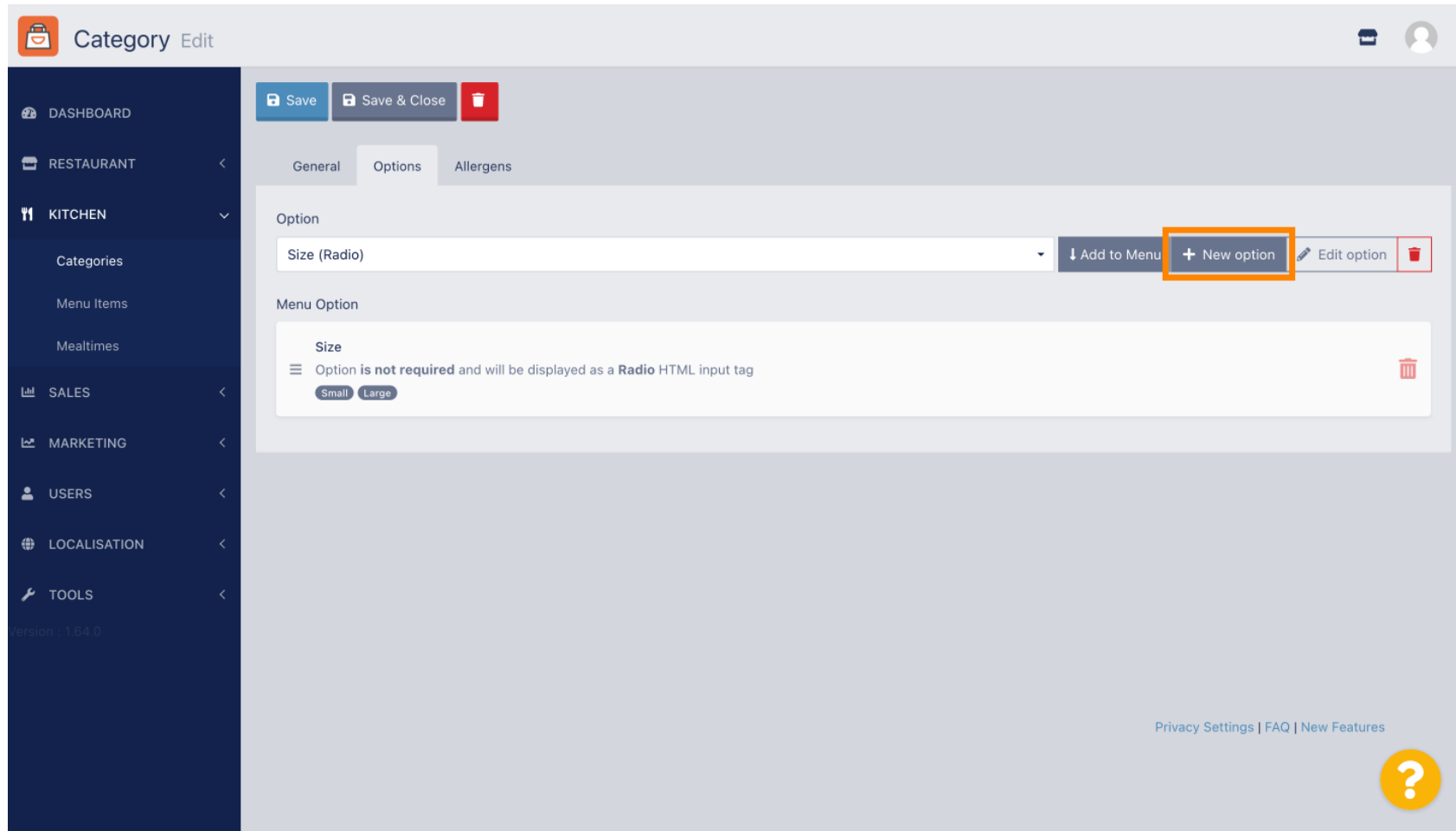
Option Required: **Enabled**  
Select Enabled if a customer MUST choose this option. If this option is not required, select Disabled.

Precondition:  
 Select Menu Option: [dropdown]      Select Menu Option Value: [dropdown]  
Select which other menu option value has to be selected so that this menu option appears (e.g. show "Garnish" only if selected "Size" has value "Menu").

	DEFAULT	OPTION VALUE	OPTION PRICE
[checkbox]	<input checked="" type="checkbox"/>	Small	€ 0,00
[checkbox]	<input type="checkbox"/>	Large	€ 5,00

Close    **Save**

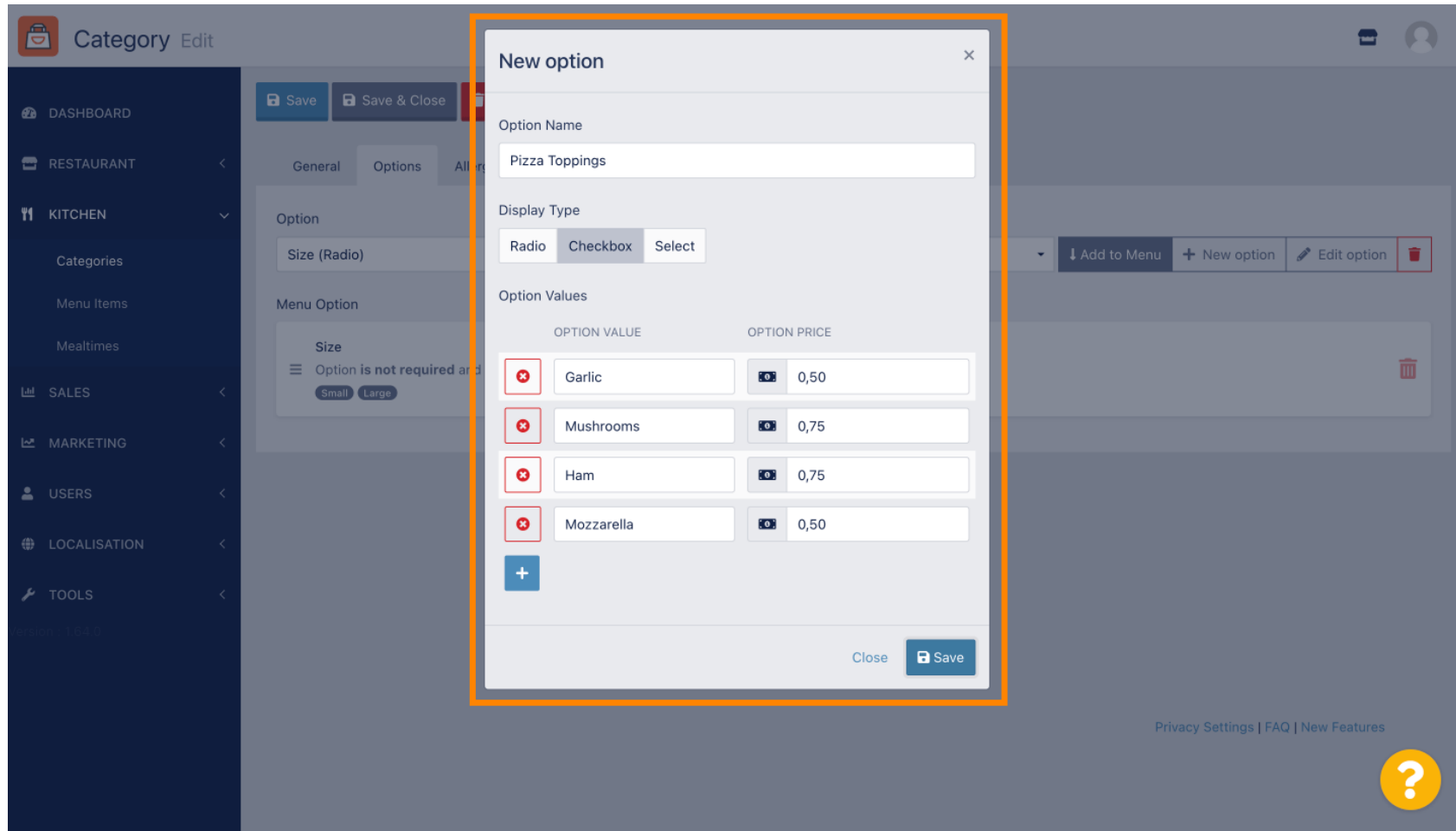
Új menüopció létrehozásához kattintson az **Új opció** gombra .



The screenshot displays the 'Category Edit' interface. On the left is a dark blue sidebar with navigation options: DASHBOARD, RESTAURANT, KITCHEN (expanded), Categories, Menu Items, Mealtimes, SALES, MARKETING, USERS, LOCALISATION, and TOOLS. The main content area has a top bar with 'Save', 'Save & Close', and a trash icon. Below this are tabs for 'General', 'Options', and 'Allergens'. The 'Options' tab is active, showing an 'Option' field with a dropdown menu set to 'Size (Radio)'. To the right of the dropdown are buttons for 'Add to Menu', '+ New option' (highlighted with an orange box), 'Edit option', and a trash icon. Below the 'Option' field is a 'Menu Option' section with a title 'Size' and a description: 'Option is not required and will be displayed as a Radio HTML input tag'. Underneath are two radio buttons labeled 'Small' and 'Large'. At the bottom right of the interface, there are links for 'Privacy Settings | FAQ | New Features' and a yellow circular help icon with a question mark.



Adja meg a **kívánt adatokat** , majd kattintson a **Mentés** gombra .



The screenshot shows the 'Category Edit' interface with a 'New option' dialog box open. The dialog box is highlighted with an orange border and contains the following information:

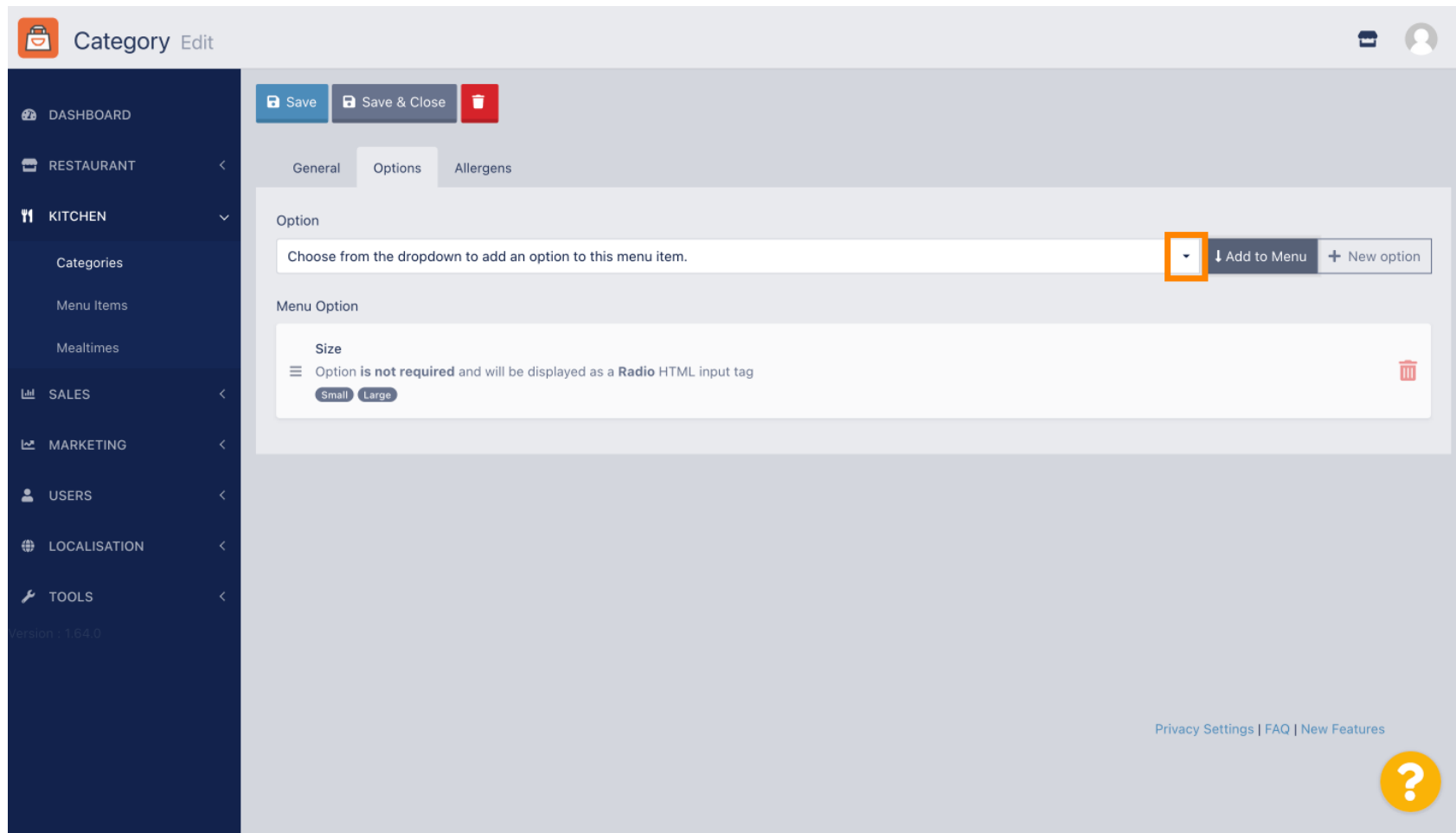
- Option Name:** Pizza Toppings
- Display Type:** Radio, **Checkbox**, Select
- Option Values:**

	OPTION VALUE	OPTION PRICE
<input type="checkbox"/>	Garlic	0,50
<input type="checkbox"/>	Mushrooms	0,75
<input type="checkbox"/>	Ham	0,75
<input type="checkbox"/>	Mozzarella	0,50
<input type="button" value="+"/>		

The dialog box also includes a 'Close' button and a 'Save' button at the bottom right.



Az előzőleg létrehozott menüopció kategóriához való hozzáadásához nyissa meg a **legördülő menüt**, és kövesse a következő lépést.



The screenshot shows the 'Category Edit' interface with the 'Options' tab selected. The 'Option' section contains a text input field with the placeholder 'Choose from the dropdown to add an option to this menu item.' To the right of this field is a dropdown menu icon, which is highlighted with an orange box. Next to the dropdown are two buttons: 'Add to Menu' and 'New option'. Below this is the 'Menu Option' section, which includes a 'Size' label and a note: 'Option is **not required** and will be displayed as a **Radio** HTML input tag'. There are two radio buttons labeled 'Small' and 'Large', and a trash icon to the right.

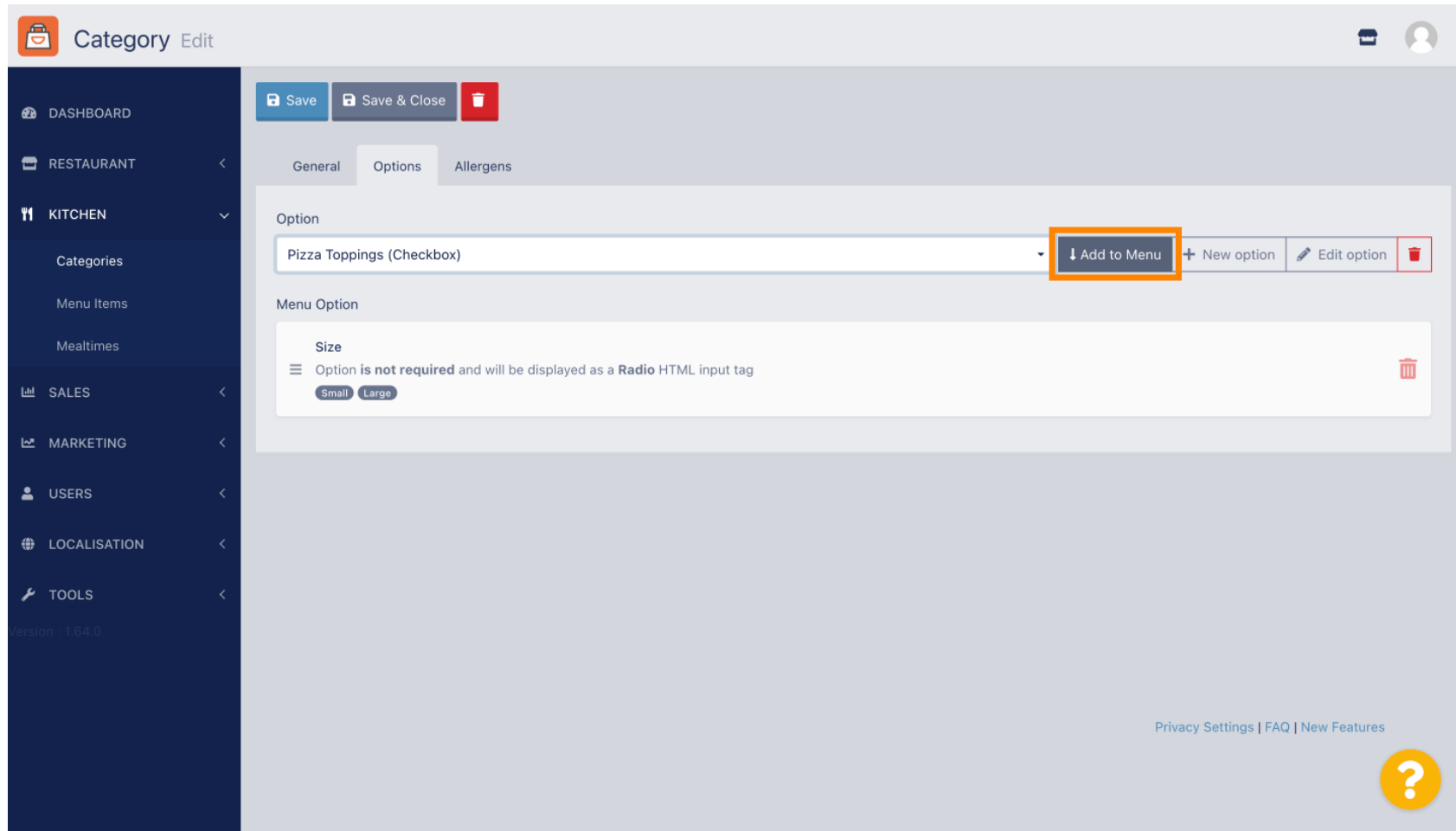


Válassza ki a **menüpontot** .

The screenshot shows the 'Category Edit' interface. On the left is a dark blue sidebar with navigation items: DASHBOARD, RESTAURANT, KITCHEN (expanded), Categories, Menu Items, Mealtimes, SALES, MARKETING, USERS, LOCALISATION, and TOOLS. The main content area has a top bar with 'Save', 'Save & Close', and a trash icon. Below this are tabs for 'General', 'Options', and 'Allergens'. The 'Options' tab is active, showing a dropdown menu with the text 'Choose from the dropdown to add an option to this menu item.' The dropdown list includes: Toppings (Checkbox), Sides (Checkbox), Size (Radio), Drinks (Checkbox), Pecorino Romano (Checkbox), and Pizza Toppings (Checkbox). The 'Pizza Toppings (Checkbox)' option is highlighted with an orange border. To the right of the dropdown are buttons for 'Add to Menu' and 'New option', and a trash icon.



Kattintson a **Hozzáadás a menühöz elemre** .



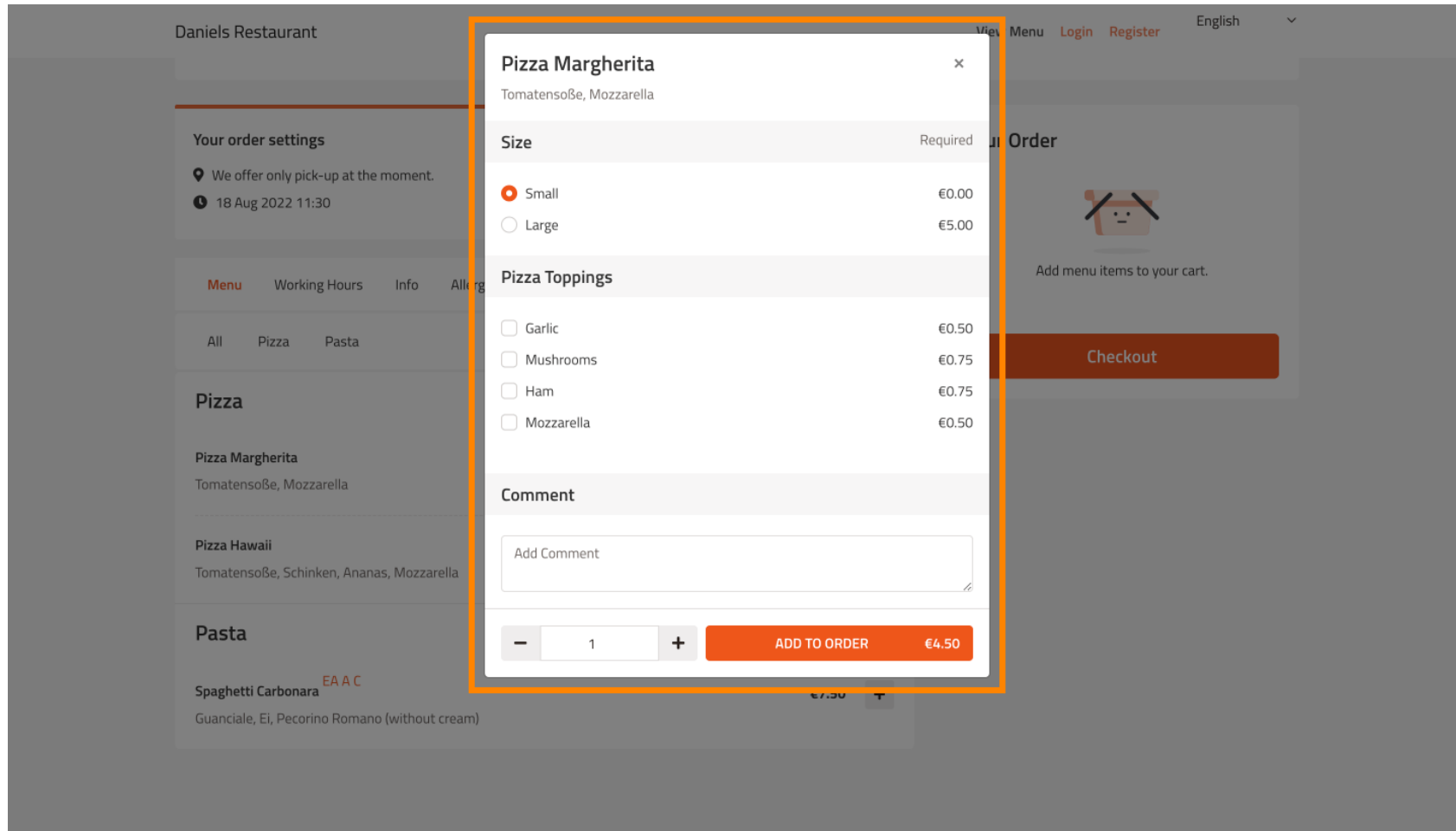
The screenshot shows the 'Category Edit' interface. On the left is a dark blue sidebar with navigation options: DASHBOARD, RESTAURANT, KITCHEN (expanded), Categories, Menu Items, Mealtimes, SALES, MARKETING, USERS, LOCALISATION, and TOOLS. The main content area has a top bar with 'Save', 'Save & Close', and a trash icon. Below this are tabs for 'General', 'Options', and 'Allergens'. The 'Options' tab is active, showing a list of options. The first option is 'Pizza Toppings (Checkbox)', and the 'Add to Menu' button next to it is highlighted with an orange box. Below the options list is a 'Menu Option' section with a 'Size' label and a note: 'Option is not required and will be displayed as a Radio HTML input tag'. At the bottom right, there are links for 'Privacy Settings | FAQ | New Features' and a yellow help icon with a question mark.



Kattintson a **Mentés gombra** .

The screenshot shows the 'Category Edit' interface. At the top, there is a notification: 'Menu item option attached'. Below this, there are three buttons: 'Save', 'Save & Close', and a trash icon. The 'Save' button is highlighted with an orange box. The interface is divided into three tabs: 'General', 'Options', and 'Allergens'. The 'Options' tab is active, showing a list of menu options. The first option is 'Pizza Toppings (Checkbox)', which has buttons for 'Add to Menu', 'New option', 'Edit option', and a trash icon. Below this, there are two 'Menu Option' sections. The first is 'Size', which is 'required' and displayed as a 'Radio HTML input tag' with 'Small' and 'Large' options. The second is 'Pizza Toppings', which is 'not required' and displayed as a 'Checkbox HTML input tag' with 'Garlic', 'Mushrooms', 'Ham', and 'Mozzarella' options. At the bottom right, there are links for 'Privacy Settings', 'FAQ', and 'New Features', and a help icon (question mark in a circle).

 A menü opciók már elérhetőek az ÉTELRENDSZER webáruházában.

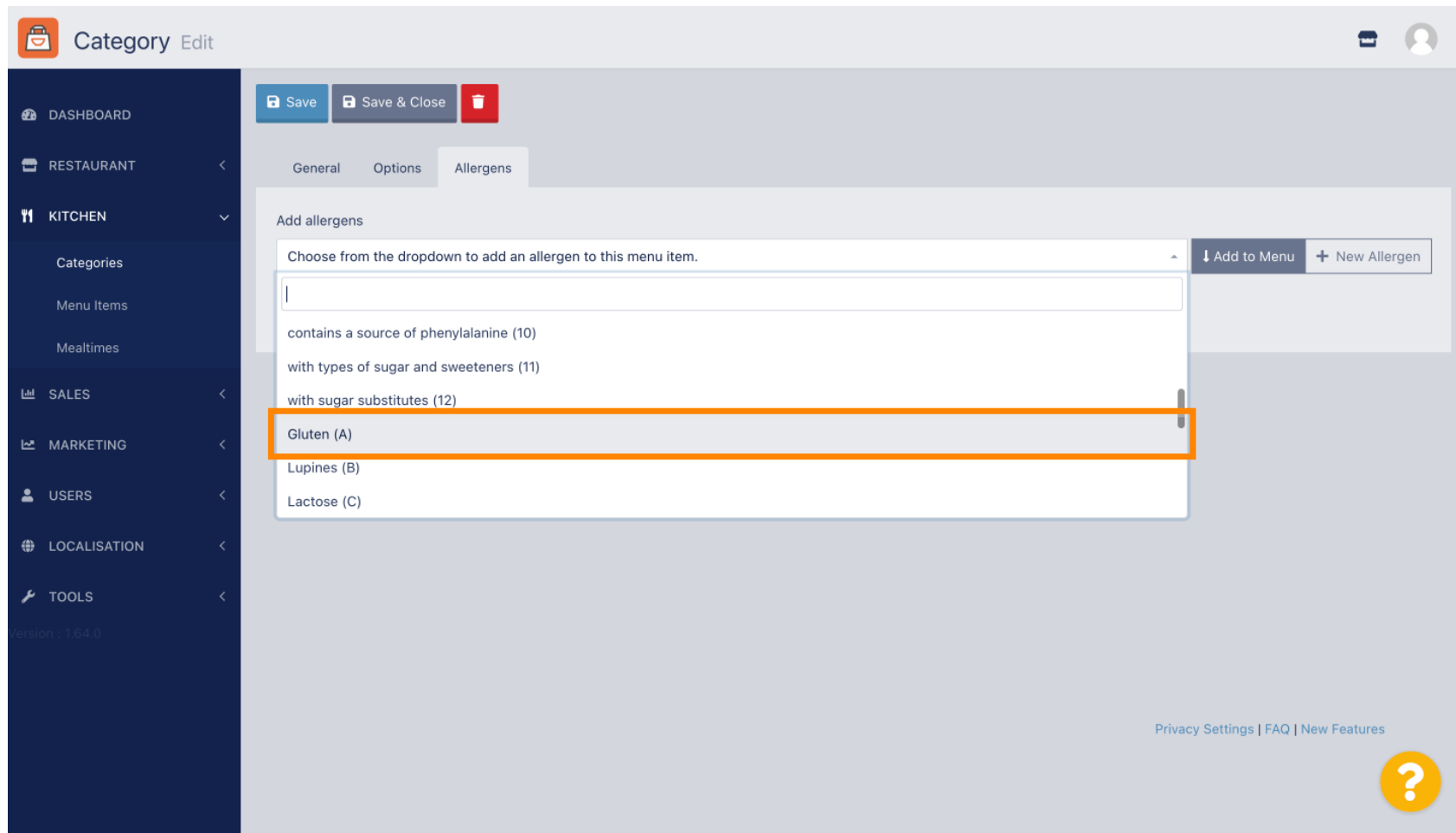


🔑 Allergének hozzáadásához lépjen az **Allergének** elemre , és nyissa meg a **legördülő menüt** .

The screenshot shows the 'Category Edit' interface. On the left is a dark blue sidebar with navigation options: DASHBOARD, RESTAURANT, KITCHEN (expanded), Categories, Menu Items, Mealtimes, SALES, MARKETING, USERS, LOCALISATION, and TOOLS. The main content area has a top bar with 'Save', 'Save & Close', and a trash icon. Below this are tabs for 'General', 'Options', and 'Allergens'. The 'Allergens' tab is active, showing a section titled 'Add allergens' with a text input field containing the instruction 'Choose from the dropdown to add an allergen to this menu item.' and a dropdown arrow highlighted with an orange box. To the right of the input are buttons for 'Add to Menu' and 'New Allergen'. Below the input is an 'Allergens List' section. At the bottom right, there are links for 'Privacy Settings | FAQ | New Features' and a yellow help icon with a question mark.



Válassza ki azokat az **allergéneket**, amelyekre szüksége van a DISH Order webáruházban való megjelenésre.



The screenshot shows the 'Category Edit' interface. On the left is a dark blue sidebar with navigation options: DASHBOARD, RESTAURANT, KITCHEN (with sub-options: Categories, Menu Items, Mealtimes), SALES, MARKETING, USERS, LOCALISATION, and TOOLS. The main content area has a top bar with 'Save', 'Save & Close', and a trash icon. Below this are tabs for 'General', 'Options', and 'Allergens'. The 'Allergens' tab is active, showing a section titled 'Add allergens'. It features a dropdown menu with the text 'Choose from the dropdown to add an allergen to this menu item.' and buttons for 'Add to Menu' and '+ New Allergen'. The dropdown list includes: 'contains a source of phenylalanine (10)', 'with types of sugar and sweeteners (11)', 'with sugar substitutes (12)', 'Gluten (A)', 'Lupines (B)', and 'Lactose (C)'. The 'Gluten (A)' option is highlighted with an orange border. At the bottom right, there are links for 'Privacy Settings | FAQ | New Features' and a yellow circular help icon with a question mark.



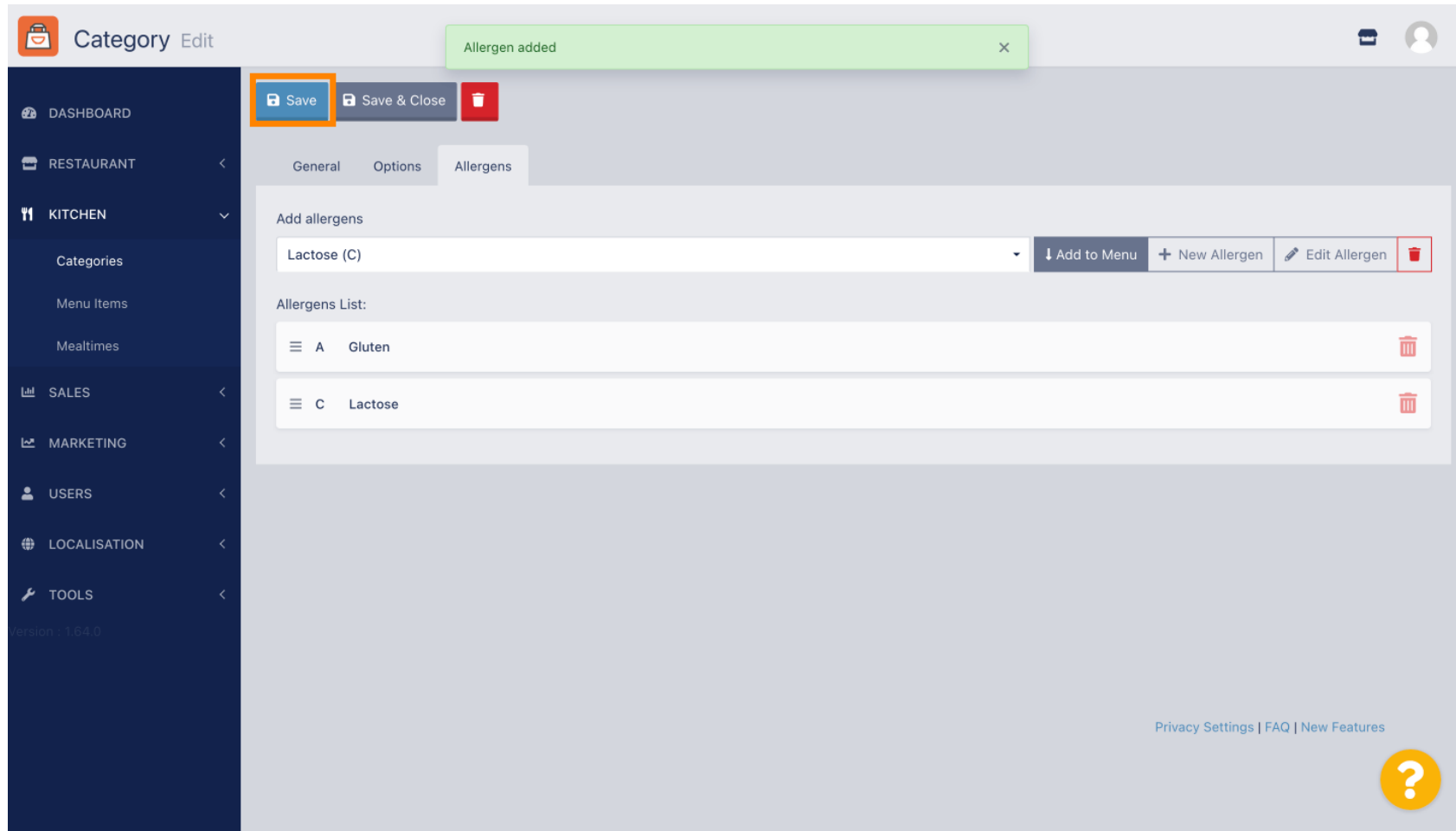


Kattintson a **Hozzáadás a menühöz elemre** .

The screenshot shows the 'Category Edit' interface. On the left is a dark blue sidebar with navigation options: DASHBOARD, RESTAURANT, KITCHEN (with sub-items: Categories, Menu Items, Mealtimes), SALES, MARKETING, USERS, LOCALISATION, and TOOLS. The main content area has a top bar with 'Save', 'Save & Close', and a trash icon. Below this are tabs for 'General', 'Options', and 'Allergens'. The 'Allergens' tab is active, showing a search bar with 'Gluten (A)' and a dropdown arrow. To the right of the search bar is a button labeled '↓ Add to Menu', which is highlighted with an orange box. Other buttons include '+ New Allergen', 'Edit Allergen', and a trash icon. Below the search bar is an 'Allergens List:' section. At the bottom right, there are links for 'Privacy Settings | FAQ | New Features' and a yellow help icon with a question mark.



Ha végzett, kattintson a **Mentés** gombra .



The screenshot shows the 'Category Edit' interface. At the top, there is a green notification banner that says 'Allergen added'. Below this, there are three buttons: 'Save' (highlighted with an orange box), 'Save & Close', and a red trash icon. The main content area has three tabs: 'General', 'Options', and 'Allergens'. The 'Allergens' tab is active, showing an 'Add allergens' section with a dropdown menu set to 'Lactose (C)' and buttons for 'Add to Menu', 'New Allergen', 'Edit Allergen', and a red trash icon. Below this is an 'Allergens List' with two entries: 'A Gluten' and 'C Lactose', each with a red trash icon. The bottom right corner features a yellow question mark icon and links for 'Privacy Settings | FAQ | New Features'.

Az **allergének** már elérhetőek a DISH Order webáruházban.

The screenshot displays the 'Daniels Restaurant' web interface. At the top, there are navigation links for 'View Menu', 'Login', 'Register', and 'English'. The main content area is divided into two columns. The left column contains 'Your order settings' (with an 'Edit' link), a location note ('We offer only pick-up at the moment'), and a timestamp ('18 Aug 2022 11:30'). Below this is a menu navigation bar with 'Menu', 'Working Hours', 'Info', and 'Allergens'. Underneath, there are filters for 'All', 'Pizza', and 'Pasta'. The 'Pizza' section is expanded, showing 'Pizza Margherita' (€4.50) and 'Pizza Hawaii' (€6.80). The 'Pasta' section shows 'Spaghetti Carbonara' (€7.50). Allergen icons are present: 'A C' for Pizza Margherita, 'A C' for Pizza Hawaii, and 'E A A C' for Spaghetti Carbonara. The right column shows 'Your Order' with a shopping cart icon, the text 'Add menu items to your cart.', and a prominent orange 'Checkout' button.



Ez az, kész.

Daniels Restaurant View Menu Login Register English

Poiano

---

**Your order settings** Edit

- We offer only pick-up at the moment.
- 18 Aug 2022 11:30

**Menu** Working Hours Info Allergens

All Pizza Pasta

**Pizza**

**Pizza Margherita** <sup>AC</sup>  
Tomatensoße, Mozzarella

**Pizza Hawaii** <sup>AC</sup>  
Tomatensoße, Schinken, Ananas, Mozzarella €6.80 +

**Pasta**

**Spaghetti Carbonara** <sup>EAAC</sup>  
Guanciale, Ei, Pecorino Romano (without cream) €7.50 +

**Your Order**

Add menu items to your cart.

**Checkout**

**Contained Allergens & Additives** X

Labelling	Allergen / Additive
A	Gluten
C	Lactose



Szkennelés az interaktív lejátszó megnyitásához