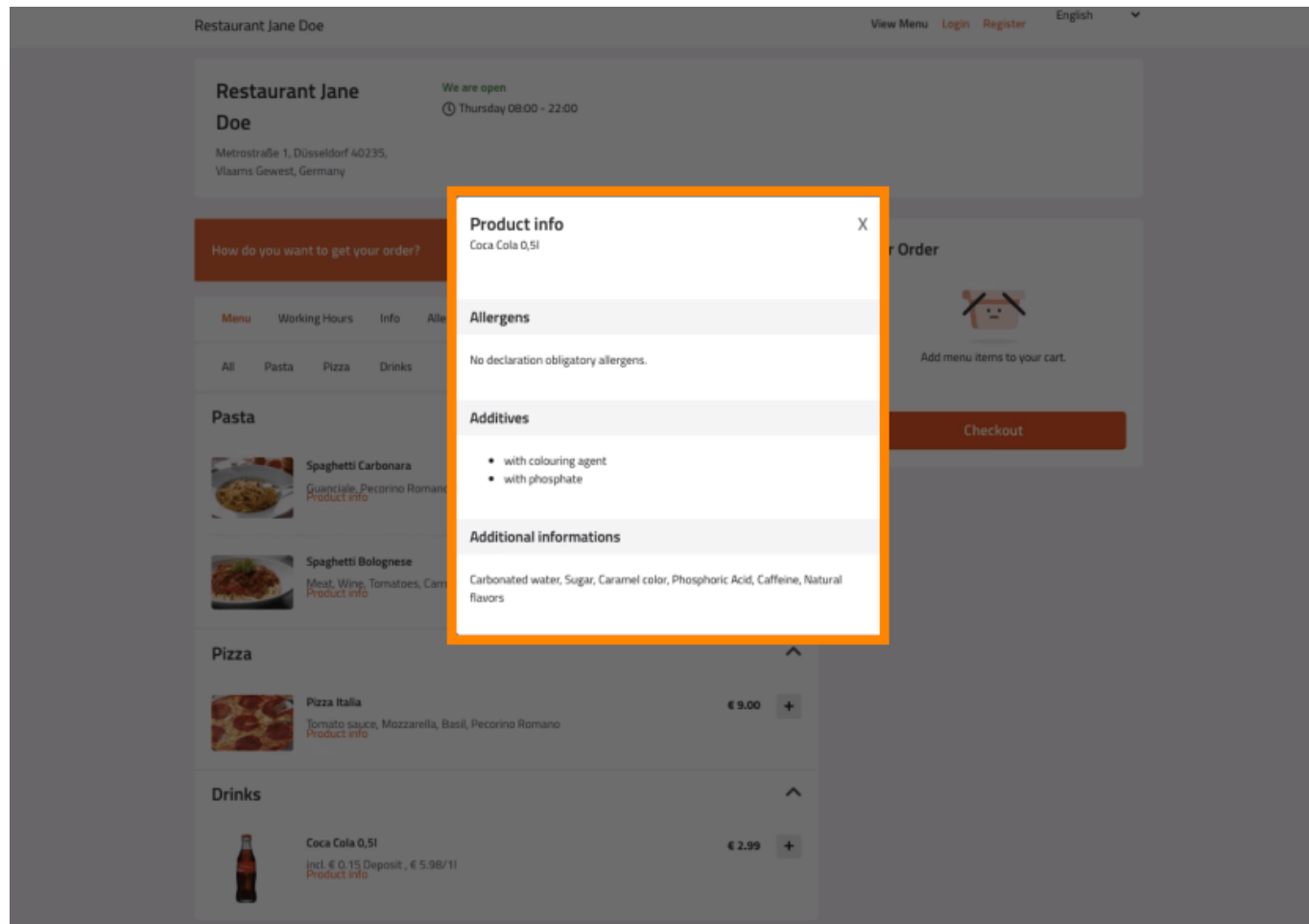
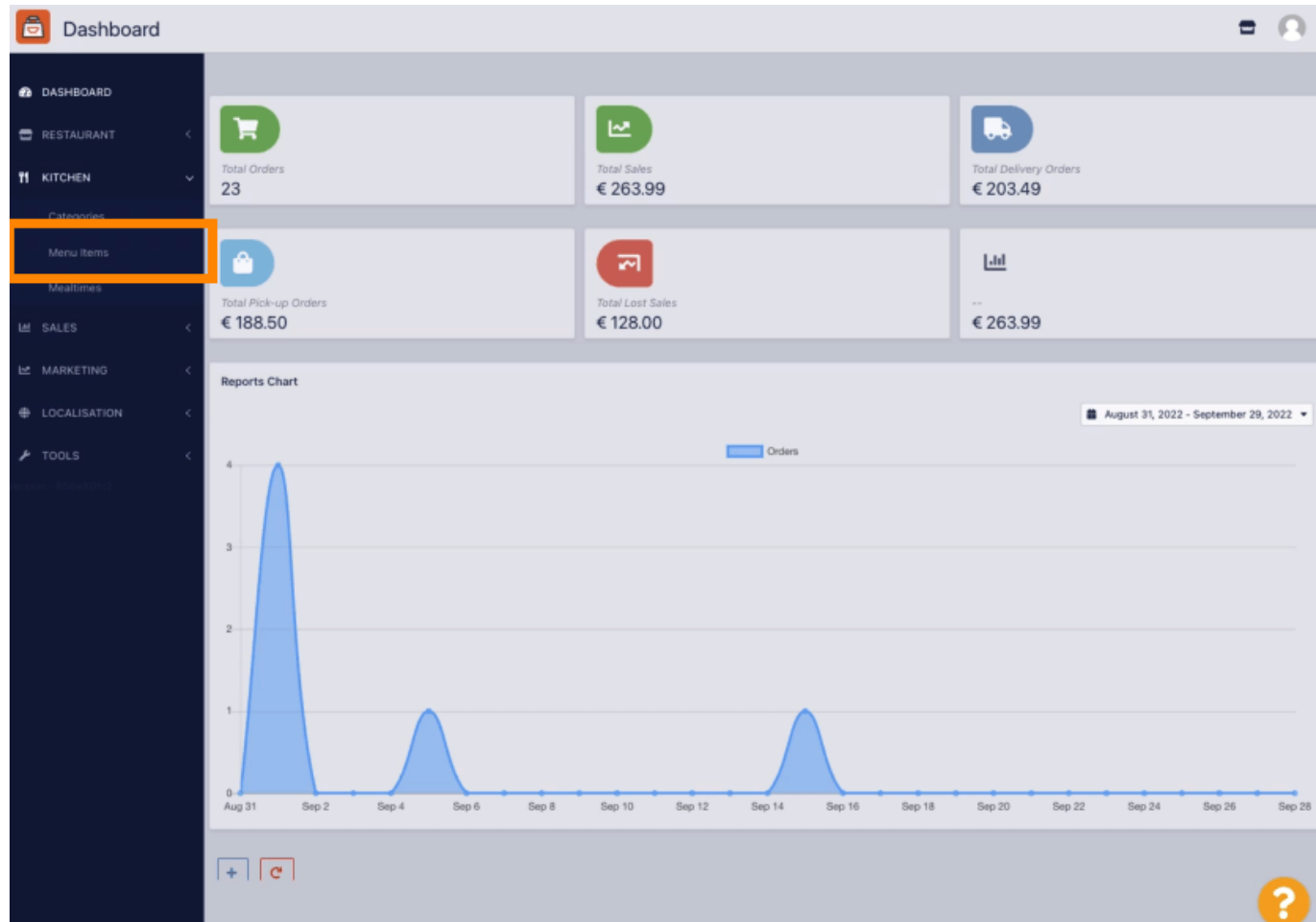




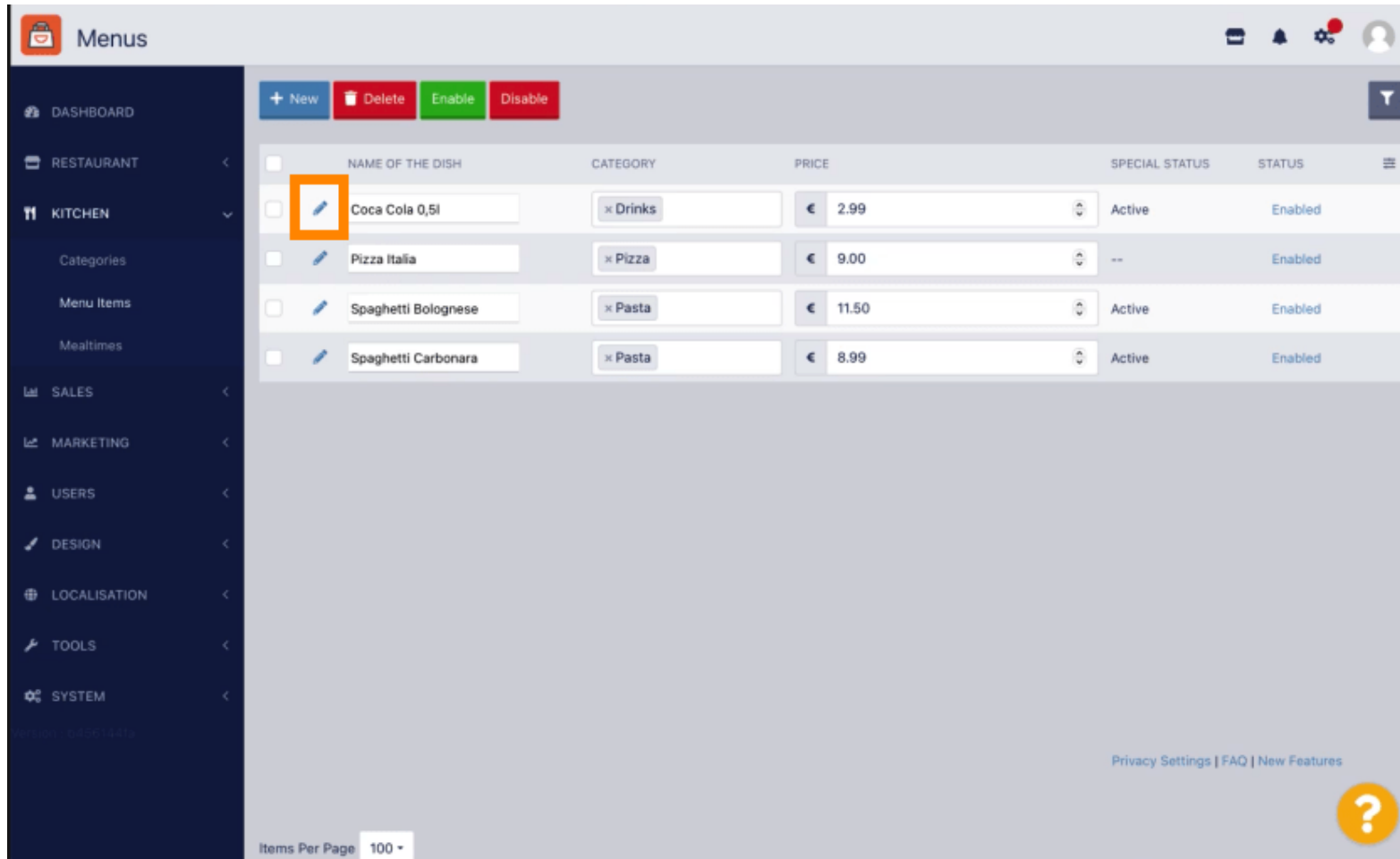
Az allergénekkal vagy adalékokkal kapcsolatos információk beállításához vagy szerkesztéséhez lépjen a **Felügyeleti panelre**.







Kattintson a **KONYHA** -> **Menüpontok elemre** .

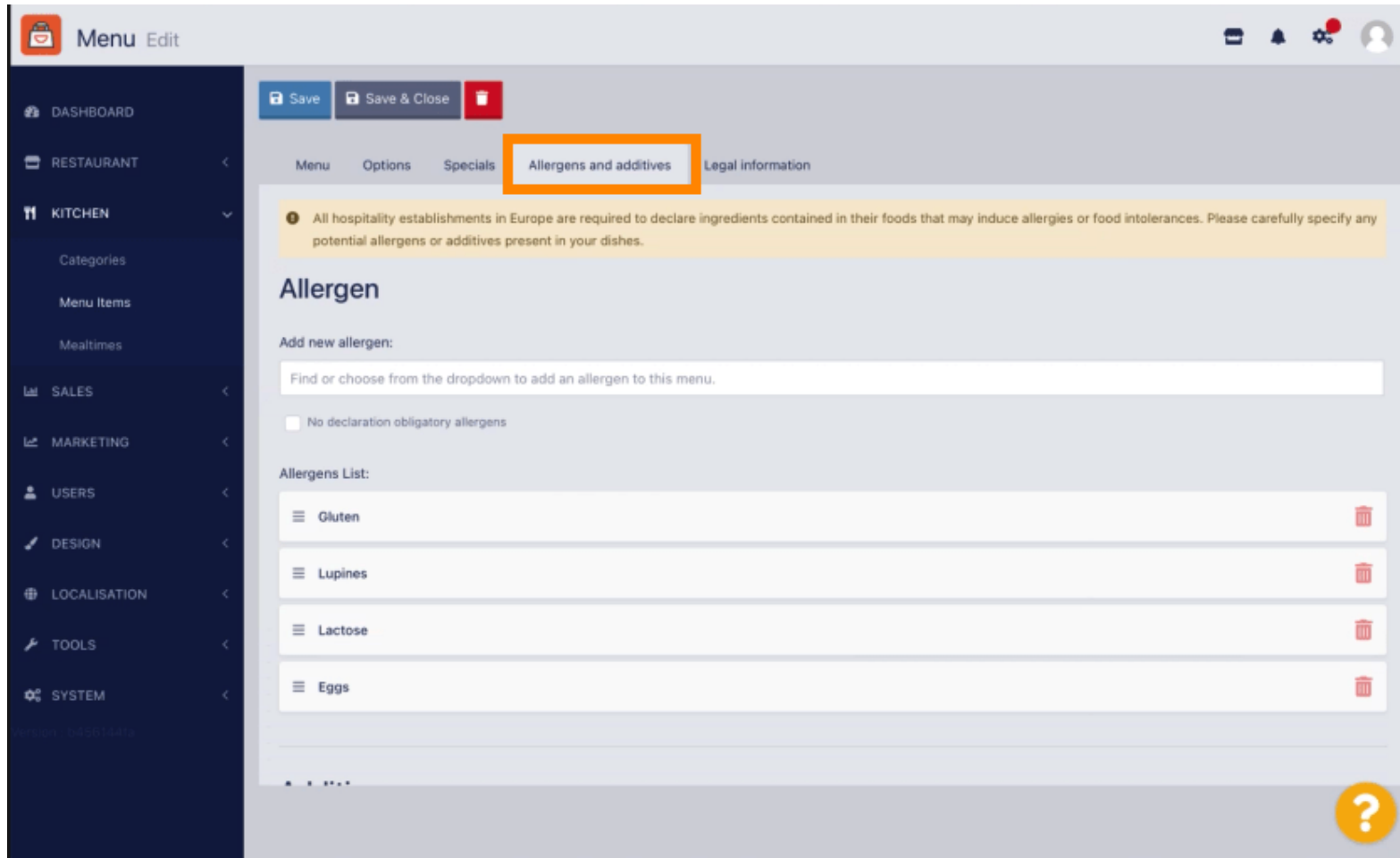


 Kattintson a módosítani kívánt menüelem **ceruza ikonjára** .



	NAME OF THE DISH	CATEGORY	PRICE	SPECIAL STATUS	STATUS
<input type="checkbox"/>	 Coca Cola 0,5l	<input type="text" value="x Drinks"/>	€ 2.99	Active	Enabled
<input type="checkbox"/>	 Pizza Italia	<input type="text" value="x Pizza"/>	€ 9.00	--	Enabled
<input type="checkbox"/>	 Spaghetti Bolognese	<input type="text" value="x Pasta"/>	€ 11.50	Active	Enabled
<input type="checkbox"/>	 Spaghetti Carbonara	<input type="text" value="x Pasta"/>	€ 8.99	Active	Enabled

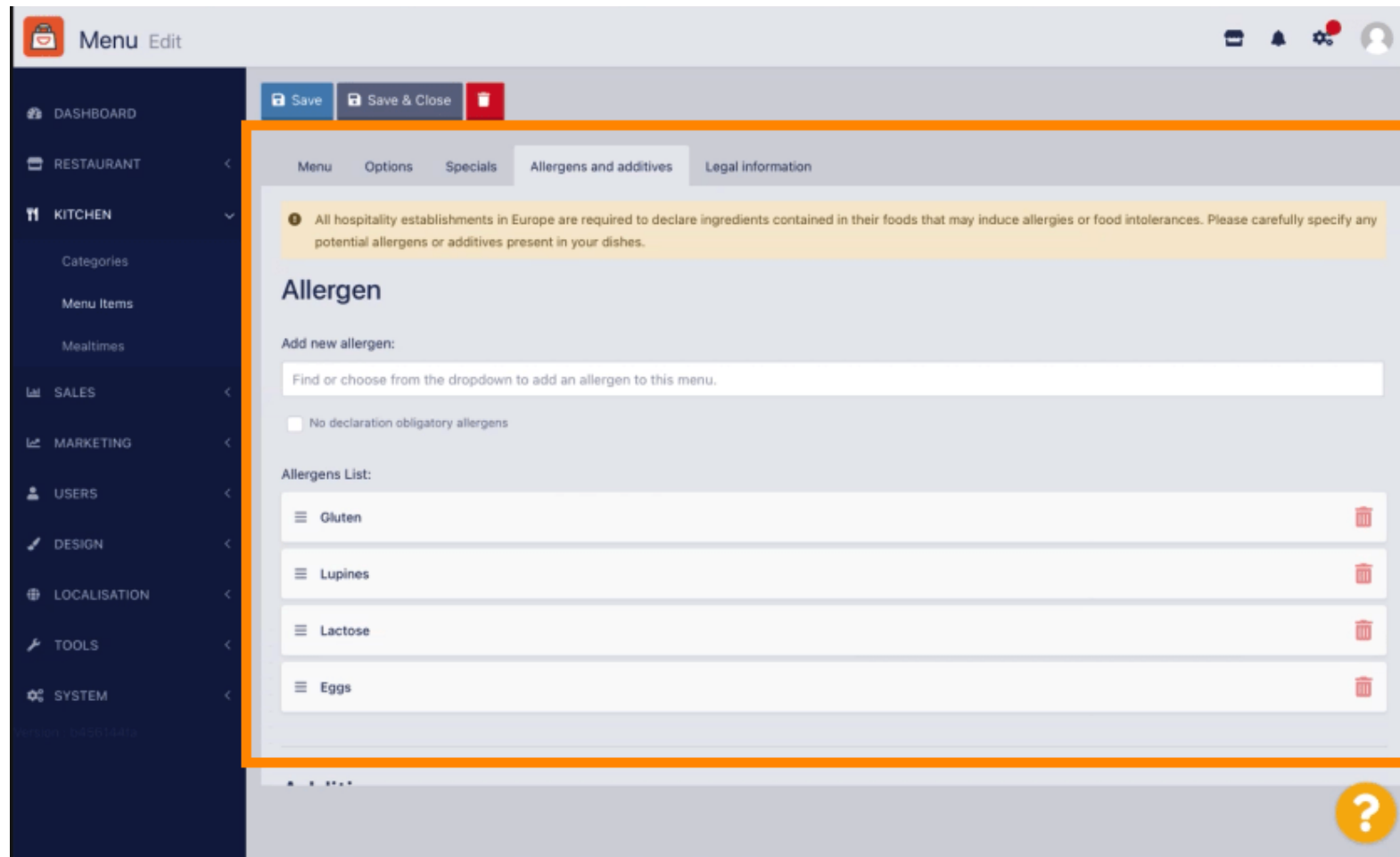
 Lépjen az Allergének és adalékanyagok fülre .



The screenshot shows the 'Menu Edit' interface. The 'Allergens and additives' tab is highlighted with an orange box. The interface includes a sidebar with navigation options like DASHBOARD, RESTAURANT, KITCHEN, SALES, MARKETING, USERS, DESIGN, LOCALISATION, TOOLS, and SYSTEM. The main content area shows a warning message about allergen declaration, a section for adding new allergens, and a list of existing allergens: Gluten, Lupines, Lactose, and Eggs. Each allergen entry has a trash icon for removal. A help icon (question mark) is visible in the bottom right corner.



Ez az oldal lehetővé teszi a menüelemek információinak hozzáadását vagy eltávolítását, beleértve az allergéneket és adalékanyagokat.





Az Allergének részben kattintson a szövegmezőre, és megnyílik egy **legördülő menü** az előre meghatározott allergénekkal. Abban az esetben, ha nincs szükség allergének hozzáadására, jelölje be a Nincs kötelező allergén bejelentése jelölőnégyzetet .

The screenshot displays the 'Menu Edit' interface. On the left is a dark sidebar with navigation options: DASHBOARD, RESTAURANT, KITCHEN (with sub-items: Categories, Menu items, Mealtimes), SALES, MARKETING, LOCALISATION, and TOOLS. The main content area has a top bar with 'Save' and 'Save & Close' buttons. Below this are tabs for 'Menu', 'Options', 'Allergens and additives' (which is active), and 'Legal information'. A yellow information banner at the top of the 'Allergens and additives' section states: 'All hospitality establishments in Europe are required to declare ingredients contained in their foods that may induce allergies or food intolerances. Please carefully specify any potential allergens or additives present in your dishes.' The 'Allergens' section features a search box labeled 'Add new allergen:' with a dropdown menu. The dropdown is open, showing a list of allergens: Gluten, Lupines, Lactose, Eggs, and Soya. Below this is another search box labeled 'Add new additive:' with a '+ New Additive' button. A checkbox for 'No declaration obligatory additives' is present. At the bottom, an 'Additives list:' shows two items: 'with colouring agent' and 'with phosphate', each with a trash icon. The footer contains links for 'Privacy Settings | FAQ | New Features' and a help icon.

Kérjük, válassza ki **az összes releváns allergént**.

The screenshot displays the 'Menu Edit' interface with the 'Allergens and additives' tab selected. A yellow informational banner at the top states: 'All hospitality establishments in Europe are required to declare ingredients contained in their foods that may induce allergies or food intolerances. Please carefully specify any potential allergens or additives present in your dishes.'

The 'Allergens' section is highlighted with an orange border. It includes a search bar for 'Add new allergen:' with a dropdown menu containing the following options: **Gluten**, Lupines, Lactose, Eggs, and Soya. Above the search bar, there are buttons for 'x Gluten', 'x Lupines', 'x Lactose', and 'x Eggs', indicating that these allergens are currently selected for the menu item.

Below the allergen section is the 'Add new additive:' section, which includes a search bar and a '+ New Additive' button. Below this is a checkbox for 'No declaration obligatory additives' (which is currently unchecked) and an 'Additives list:' section. The additives list contains two items: 'with colouring agent' and 'with phosphate', each with a trash icon for removal.

At the bottom right of the interface, there are links for 'Privacy Settings | FAQ | New Features' and a help icon (a question mark in a circle).



Ebben a részben hozzáadhat vagy eltávolíthat adalékokat a menüelemhez. Abban az esetben, ha nincs szükség adalékanyag hozzáadására, jelölje be a **Nincs deklaráció kötelező adalékanyagok** jelölőnégyzetet .

The screenshot shows the 'Menu Edit' interface with a dark sidebar on the left containing navigation options: DASHBOARD, RESTAURANT, KITCHEN (with sub-items: Categories, Menu Items, Mealtimes), SALES, MARKETING, LOCALISATION, and TOOLS. The main content area is divided into two sections: 'Allergens' and 'Additives'. The 'Additives' section is highlighted with an orange border.

Allergens

Add new allergen:
Find or choose from the dropdown to add an allergen to this menu.

No declaration obligatory allergens

Allergens List:

- Gluten
- Lupines
- Lactose
- Eggs

Additives

Add new additive:
Find or choose from the dropdown to add an additive to this menu. + New Additive

No declaration obligatory additives

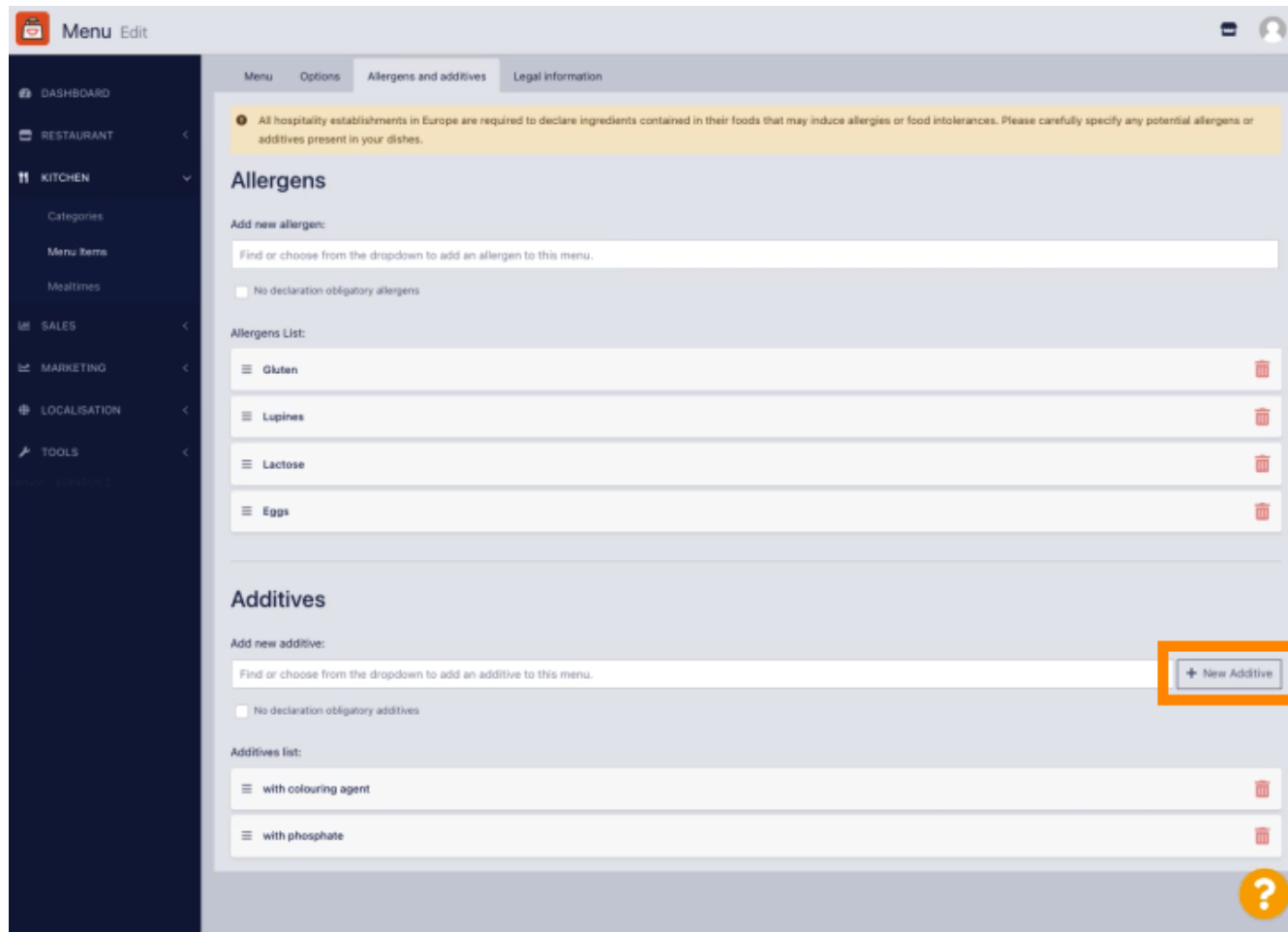
Additives list:

- with colouring agent
- with phosphate
- Sweetener

A yellow question mark icon is located in the bottom right corner of the interface.

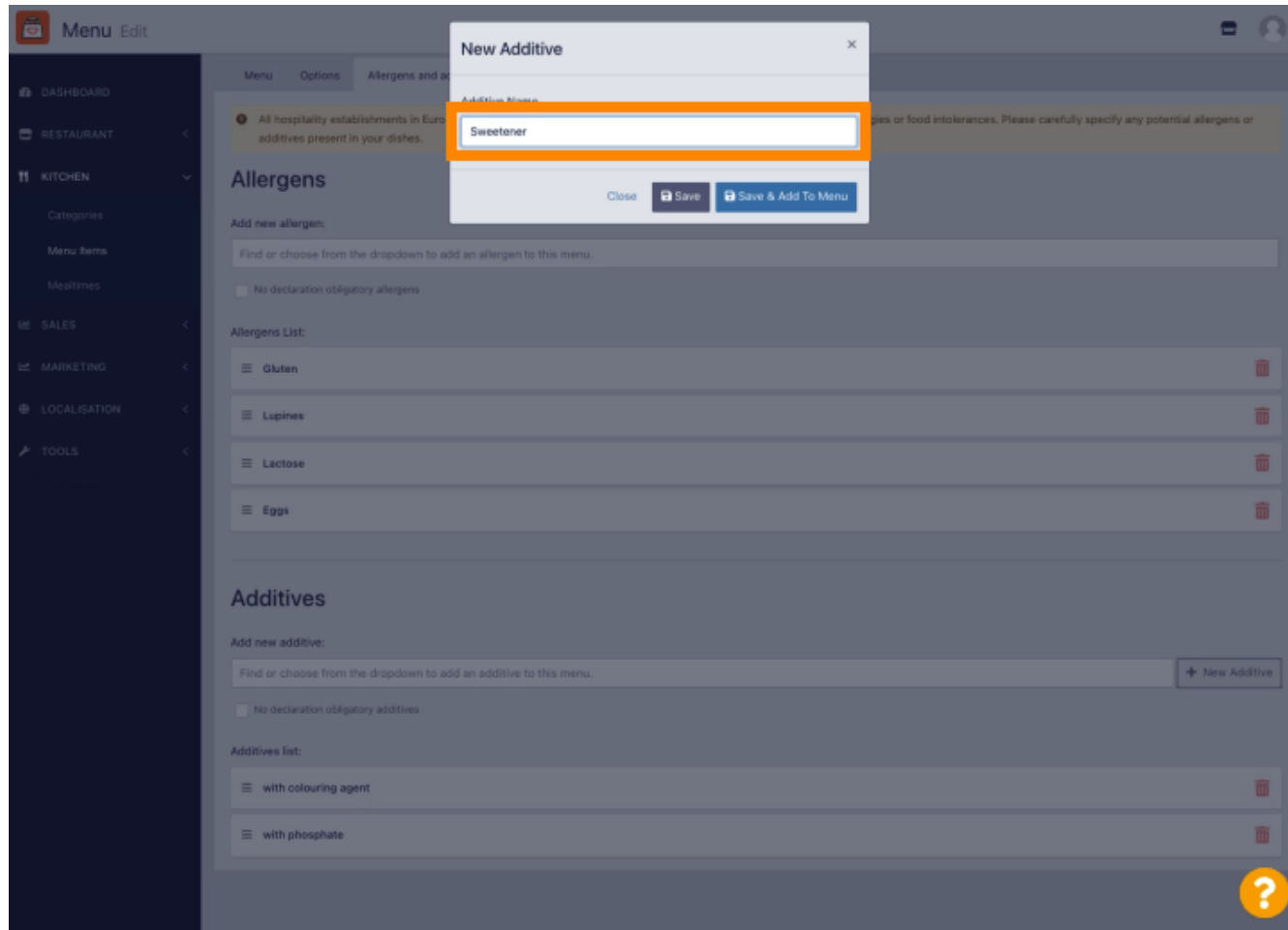


Abban az esetben, ha nincs előre meghatározott allergén egyezés, kattintson az **Új adalék elemre** egy új hozzáadásához .

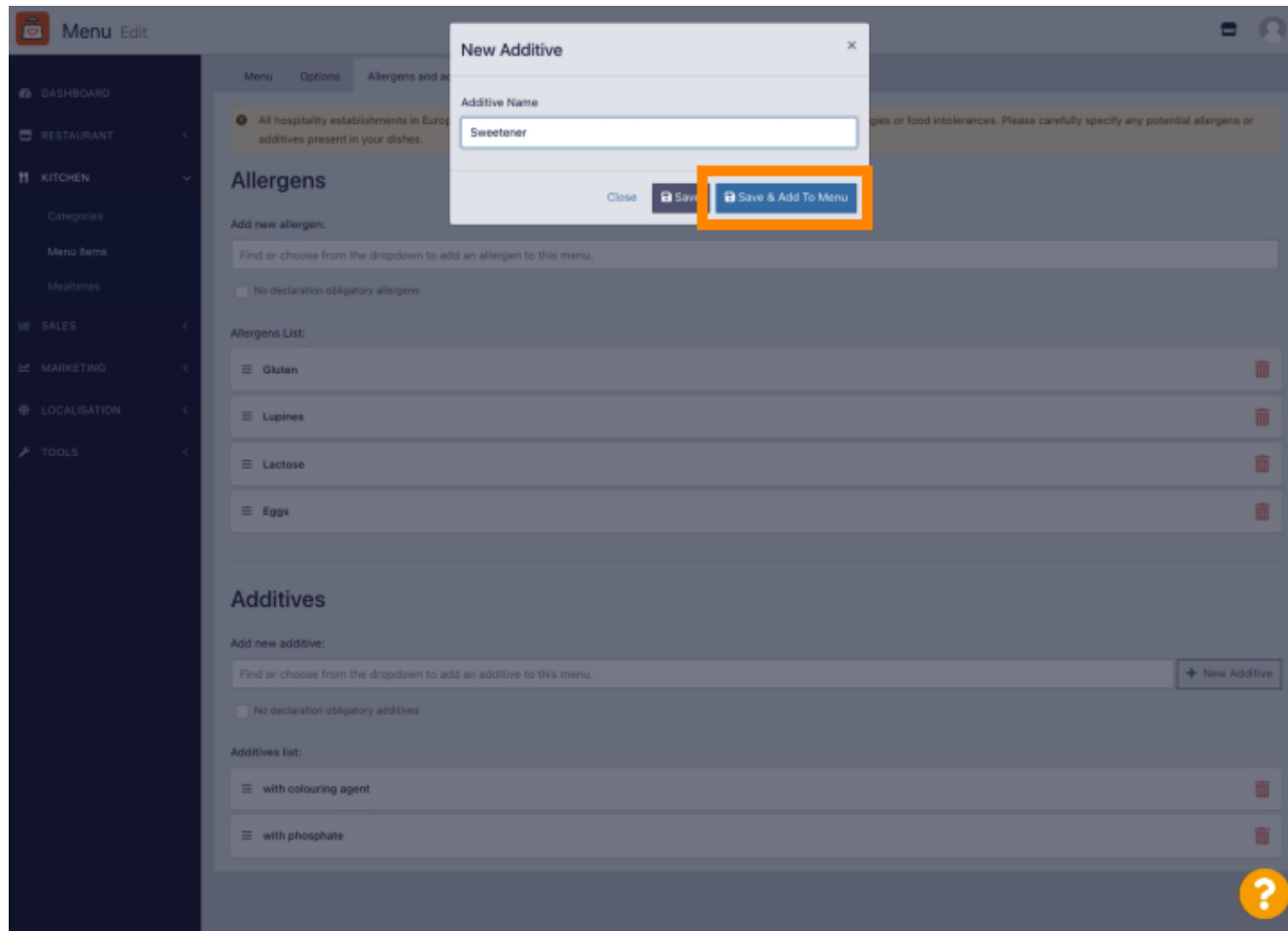




Írja be az adalék nevét .



 Kattintson a **Mentés és Hozzáadás a menühöz elemre**.





Az adalékot sikeresen létrehoztuk.

The screenshot displays the 'Menu Edit' interface for 'Allergens and additives'. A green notification box at the top indicates 'Additive added'. The interface is divided into a sidebar and a main content area. The sidebar contains navigation options: DASHBOARD, RESTAURANT, KITCHEN (with sub-options: Categories, Menu items, Mealtimes), SALES, MARKETING, LOCALISATION, and TOOLS. The main content area has tabs for Menu, Options, Allergens and additives, and Legal information. A yellow warning banner states: 'All hospitality establishments in Europe are required to declare ingredients contained in their foods that may induce allergies or food intolerances. Please carefully specify any potential allergens or additives present in your dishes.' Below this, the 'Allergens' section includes a search bar 'Add new allergen:' and a list of allergens: Gluten, Lupines, Lactose, and Eggs. The 'Additives' section includes a search bar 'Add new additive:' and a list of additives: with colouring agent and with phosphate. A help icon is located in the bottom right corner.

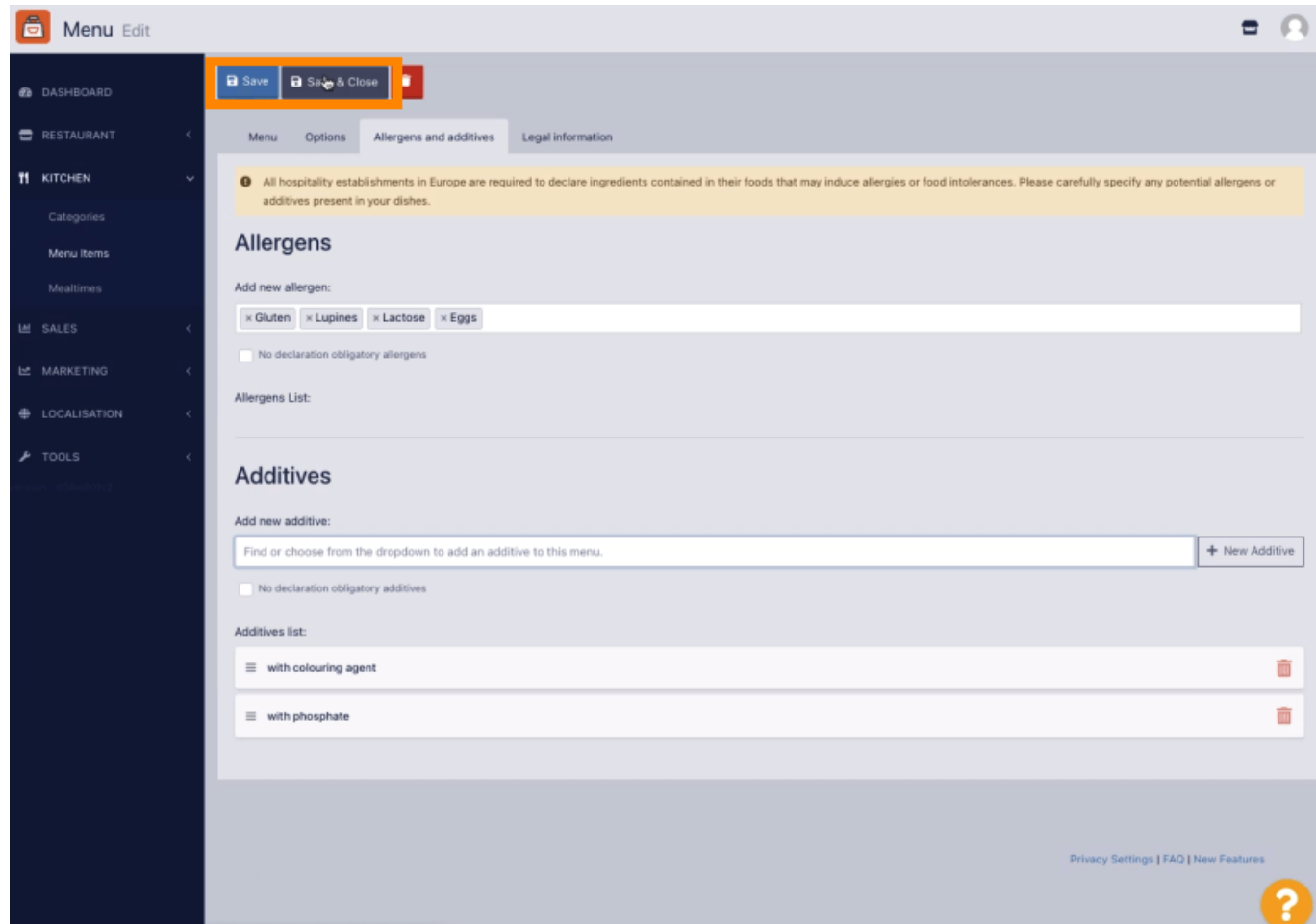


Kattintson a szövegmezőre, és megnyílik egy legördülő menü az előre meghatározott adalékokkal. Kérjük, válassza ki az összes **releváns allergént**.

The screenshot shows the 'Menu Edit' interface with the 'Allergens and additives' tab selected. A yellow warning banner at the top states: 'All hospitality establishments in Europe are required to declare ingredients contained in their foods that may induce allergies or food intolerances. Please carefully specify any potential allergens or additives present in your dishes.' Below this, the 'Allergens' section has a search bar with 'Gluten', 'Lupines', 'Lactose', and 'Eggs' selected. The 'Additives' section features a search bar and a dropdown menu that is highlighted with an orange border. The dropdown menu contains the following options: 'with colouring agent', 'with preservative', 'with antioxidant', 'with flavour enhancer', and 'sulphurised'. Each option has a red trash icon to its right. At the bottom right of the interface, there are links for 'Privacy Settings', 'FAQ', and 'New Features', along with a help icon (question mark).

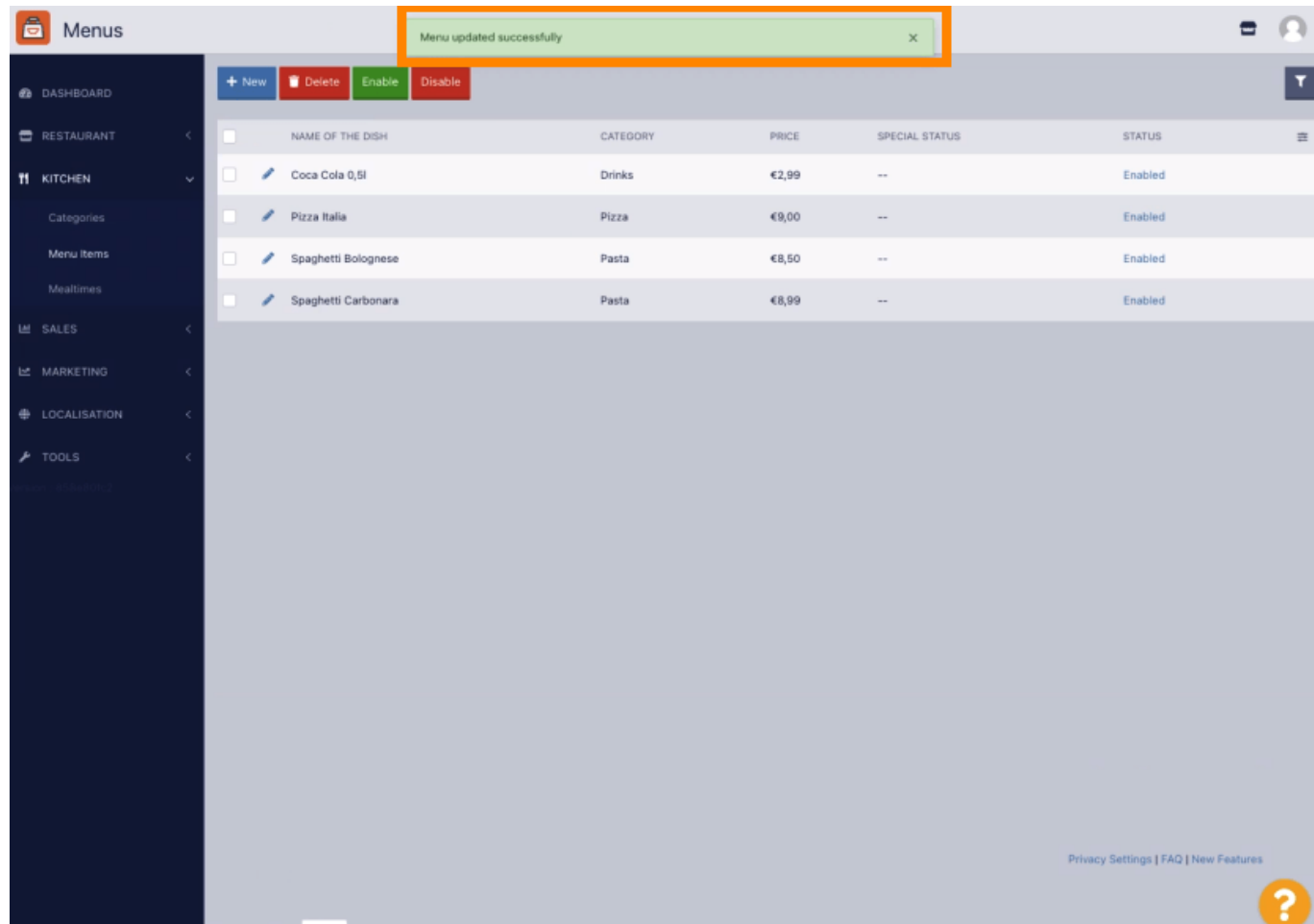


A módosítások alkalmazásához kattintson **a Mentés** vagy **a Mentés és bezárás gombra**.





A változtatások frissítése sikeresen megtörtént.

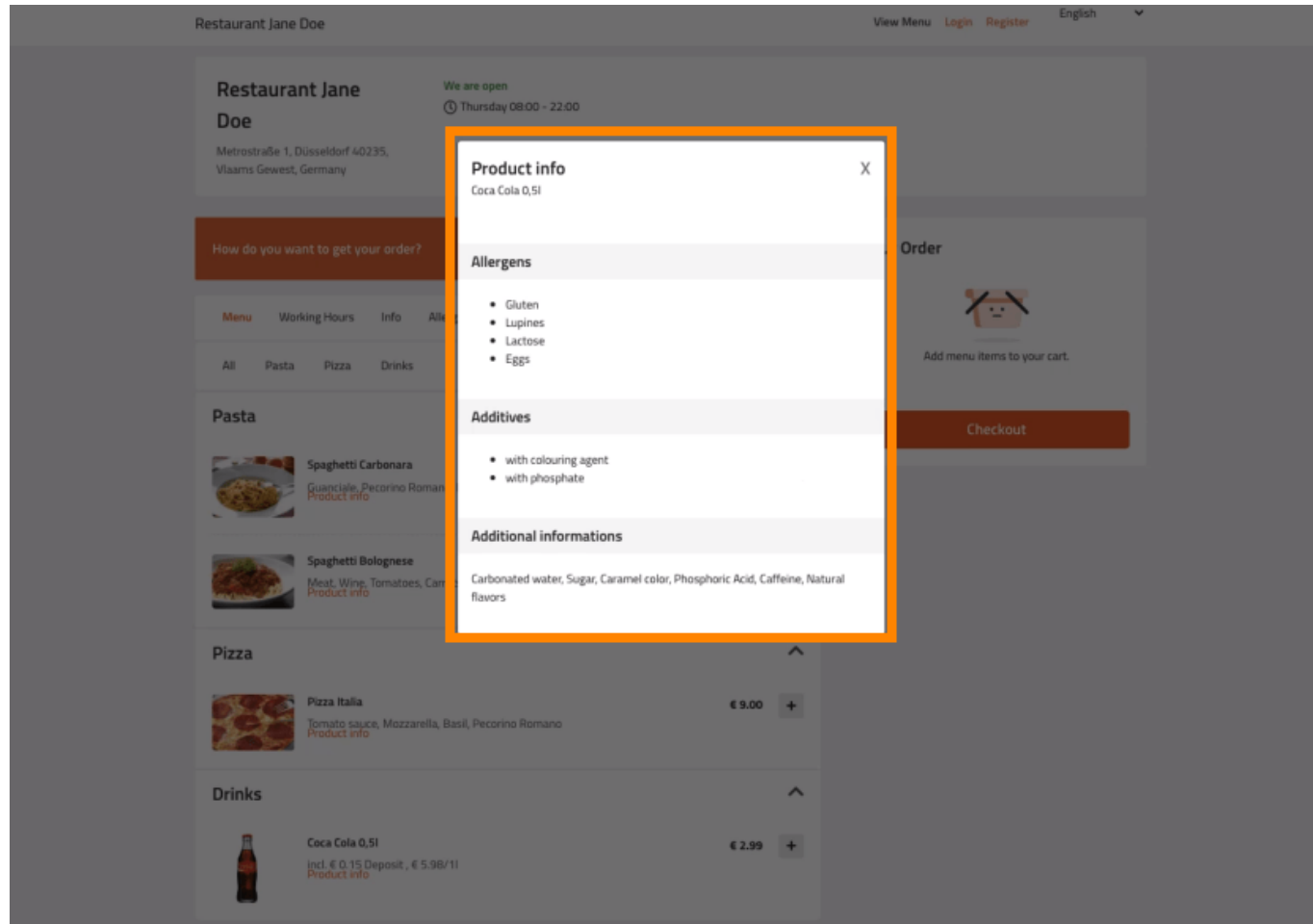


The screenshot shows the 'Menus' management interface. A green notification banner at the top states 'Menu updated successfully'. Below it, a table lists menu items with columns for Name, Category, Price, Special Status, and Status.

NAME OF THE DISH	CATEGORY	PRICE	SPECIAL STATUS	STATUS
Coca Cola 0,5l	Drinks	€2,99	--	Enabled
Pizza Italia	Pizza	€9,00	--	Enabled
Spaghetti Bolognese	Pasta	€8,50	--	Enabled
Spaghetti Carbonara	Pasta	€8,99	--	Enabled



Ez az, kész!





Szkennelés az interaktív lejátszó megnyitásához