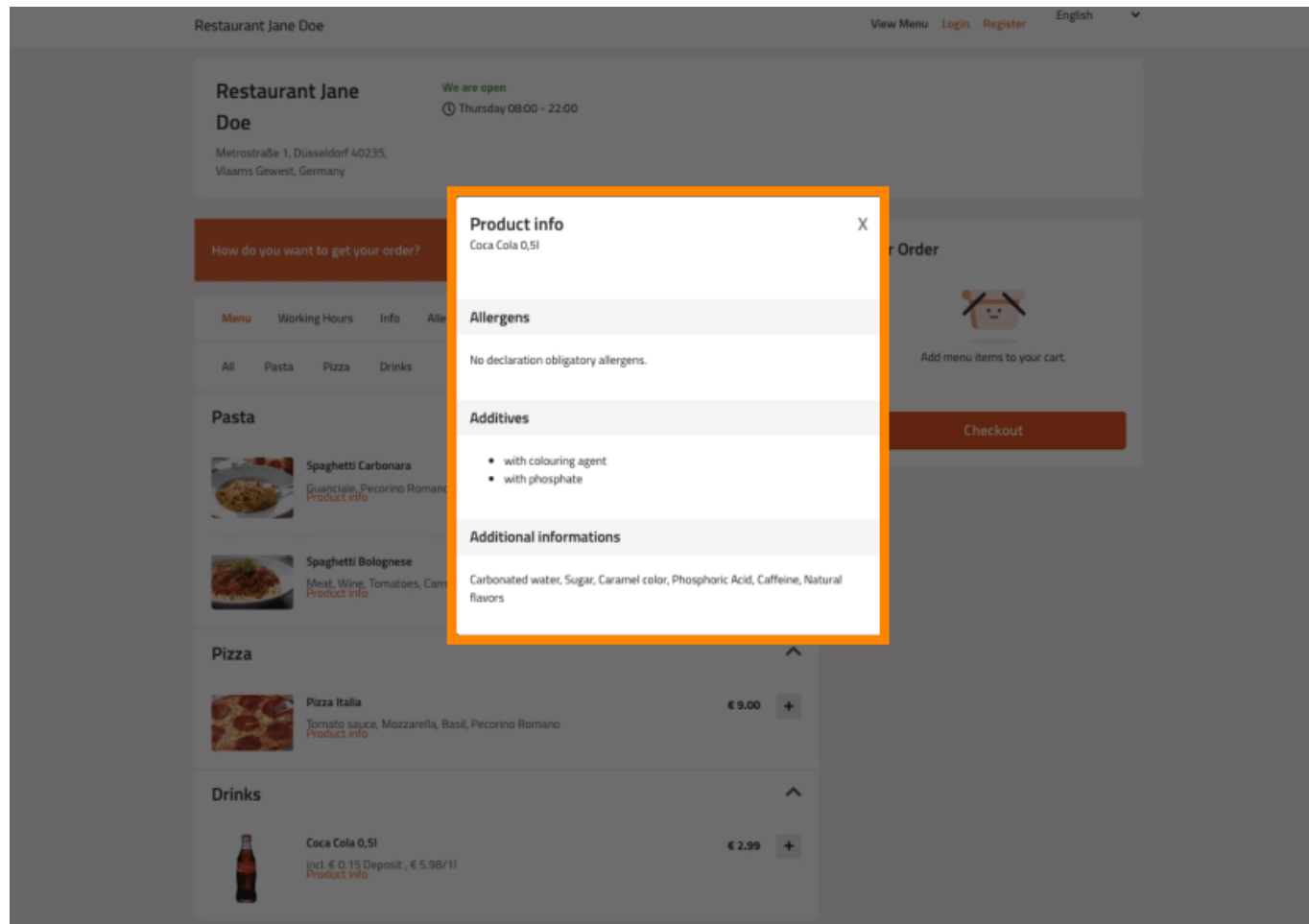
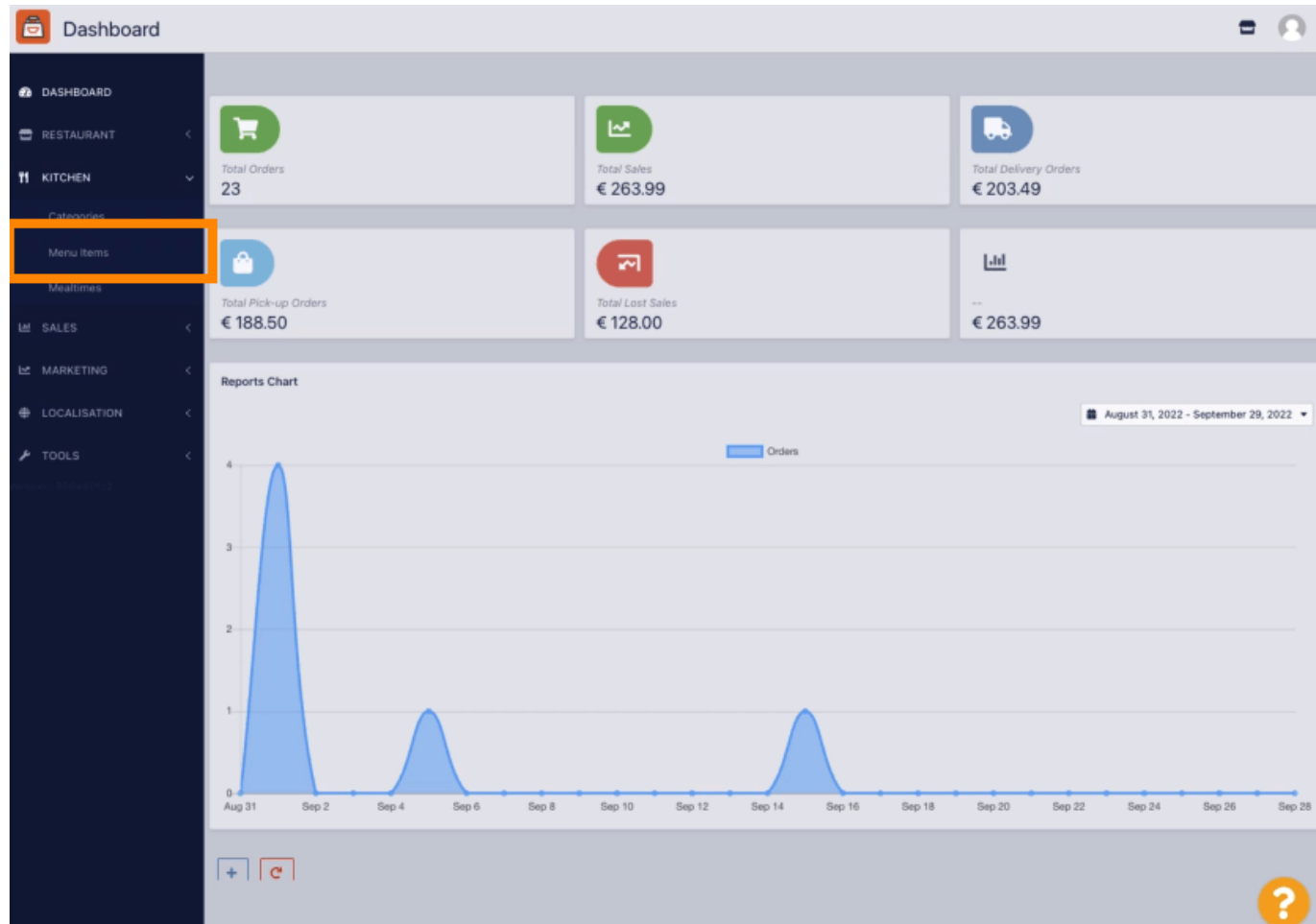




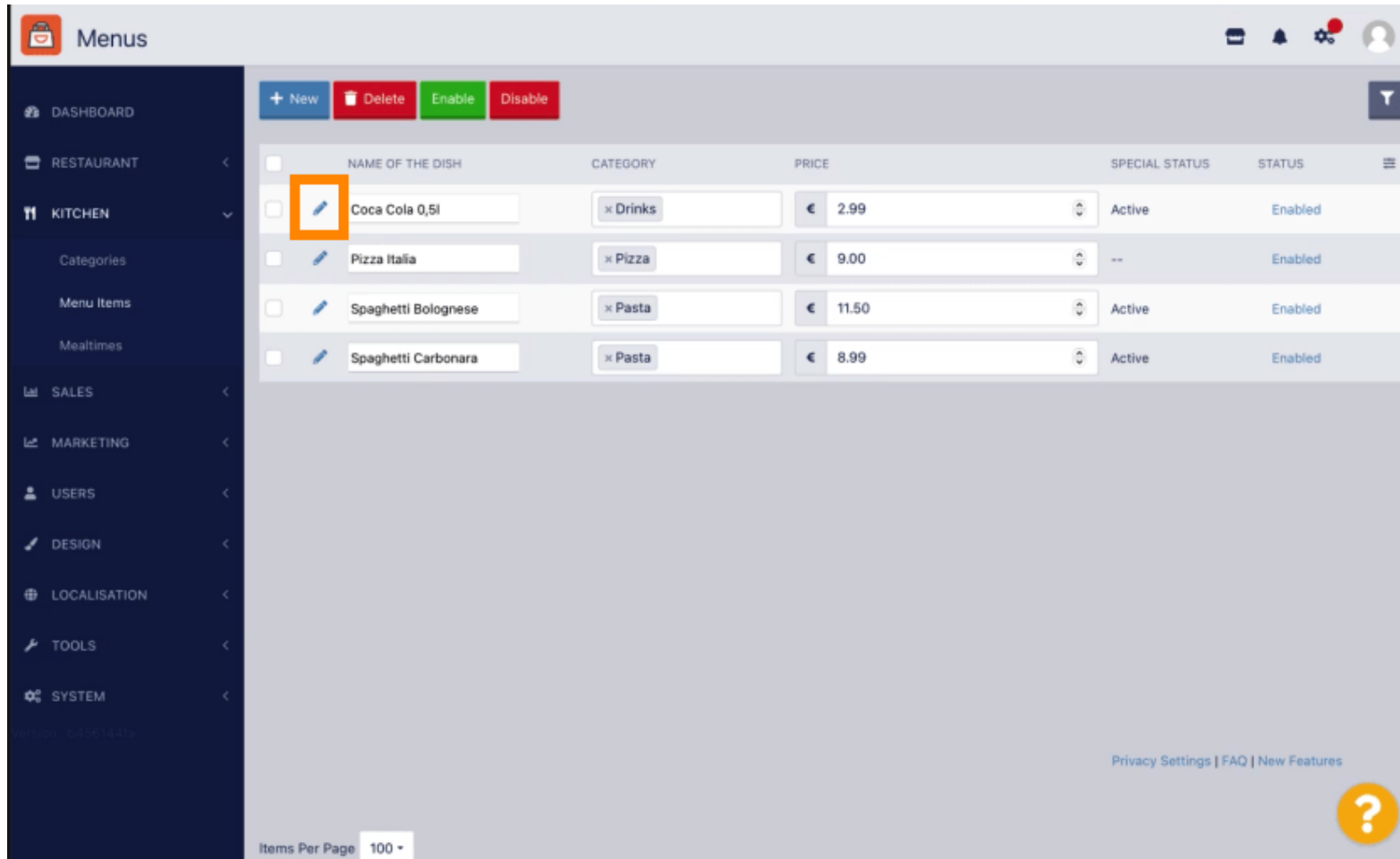
Per impostare o modificare le informazioni sugli allergeni o sugli additivi, accedi al **Pannello di amministrazione**.







Fare clic su **CUCINA** -> **Voci di menu** .



Fare clic **sull'icona della matita** corrispondente alla voce di menu che si desidera modificare.

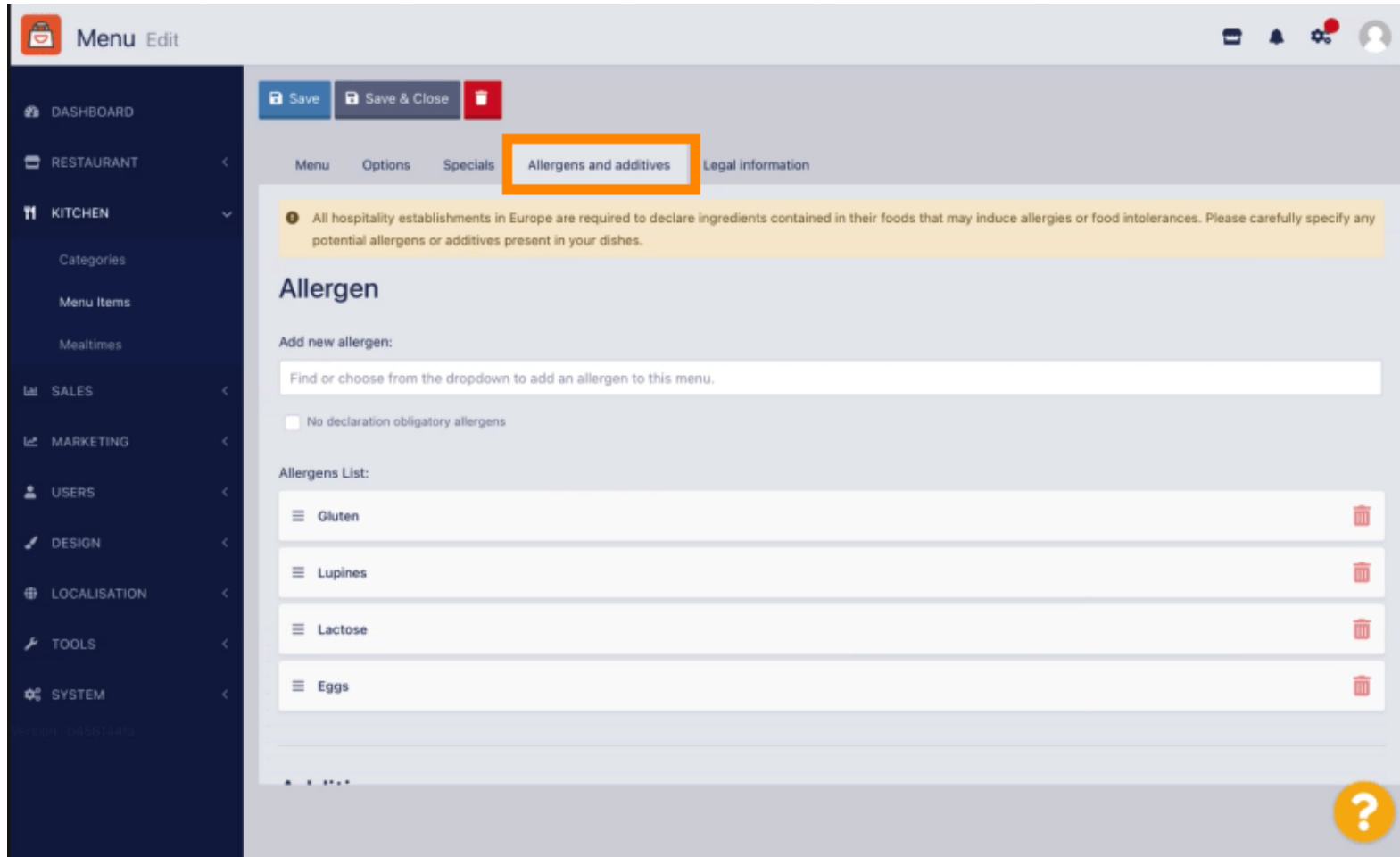


The screenshot displays the 'Menus' management interface. At the top, there are buttons for '+ New', 'Delete', 'Enable', and 'Disable'. Below these is a table of menu items:

	NAME OF THE DISH	CATEGORY	PRICE	SPECIAL STATUS	STATUS
<input type="checkbox"/>	 Coca Cola 0,5l	<input type="text" value="x Drinks"/>	€ 2.99	Active	Enabled
<input type="checkbox"/>	 Pizza Italia	<input type="text" value="x Pizza"/>	€ 9.00	--	Enabled
<input type="checkbox"/>	 Spaghetti Bolognese	<input type="text" value="x Pasta"/>	€ 11.50	Active	Enabled
<input type="checkbox"/>	 Spaghetti Carbonara	<input type="text" value="x Pasta"/>	€ 8.99	Active	Enabled

The left sidebar contains the following navigation items: DASHBOARD, RESTAURANT, KITCHEN, Categories, Menu Items, Mealtimes, SALES, MARKETING, USERS, DESIGN, LOCALISATION, TOOLS, and SYSTEM. The bottom right corner features a help icon (a question mark in a circle) and a footer with 'Items Per Page 100', 'Privacy Settings | FAQ | New Features'.

Passare alla scheda **Allergeni e additivi**.



The screenshot displays the 'Menu Edit' interface. On the left is a dark sidebar with navigation options: DASHBOARD, RESTAURANT, KITCHEN (with sub-items: Categories, Menu Items, Mealtimes), SALES, MARKETING, USERS, DESIGN, LOCALISATION, TOOLS, and SYSTEM. The main content area has a top bar with 'Menu Edit' and user icons. Below this is a tabbed interface with 'Allergeni e additivi' selected and highlighted by an orange box. Other tabs include 'Menu', 'Options', 'Specials', and 'Legal information'. Above the tabs are 'Save', 'Save & Close', and a trash icon. A yellow information banner states: 'All hospitality establishments in Europe are required to declare ingredients contained in their foods that may induce allergies or food intolerances. Please carefully specify any potential allergens or additives present in your dishes.' The 'Allergen' section includes an 'Add new allergen:' field with the instruction 'Find or choose from the dropdown to add an allergen to this menu.' and a checkbox for 'No declaration obligatory allergens'. Below is an 'Allergens List' with four items: 'Gluten', 'Lupines', 'Lactose', and 'Eggs', each with a trash icon on the right. A yellow question mark icon is in the bottom right corner.



Questa pagina consente di aggiungere o rimuovere informazioni dalle voci del menu, inclusi allergeni e additivi.

The screenshot displays the 'Menu Edit' interface in the Dish Order system. The left sidebar contains navigation options: DASHBOARD, RESTAURANT, KITCHEN (with sub-items: Categories, Menu Items, Mealtimes), SALES, MARKETING, USERS, DESIGN, LOCALISATION, TOOLS, and SYSTEM. The main content area is titled 'Menu Edit' and features a top navigation bar with 'Save', 'Save & Close', and a trash icon. Below this, a tabbed interface shows 'Allergens and additives' as the active tab, with other tabs for 'Menu', 'Options', 'Specials', and 'Legal information'. A yellow informational banner states: 'All hospitality establishments in Europe are required to declare ingredients contained in their foods that may induce allergies or food intolerances. Please carefully specify any potential allergens or additives present in your dishes.' The 'Allergen' section includes a text input field for 'Add new allergen:' with the instruction 'Find or choose from the dropdown to add an allergen to this menu.' and a checkbox for 'No declaration obligatory allergens'. Below this is an 'Allergens List' containing four entries: 'Gluten', 'Lupines', 'Lactose', and 'Eggs', each with a menu icon on the left and a trash icon on the right. A yellow question mark icon is visible in the bottom right corner of the interface.



Nella sezione Allergeni, clicca sulla **casella di testo** e si aprirà un menu a discesa con allergeni predefiniti. Nel caso in cui non sia necessario aggiungere alcun allergene, abilita la casella di controllo Nessuna dichiarazione obbligatoria allergeni .

Menu Edit

Save Save & Close

Menu Options **Allergens and additives** Legal information

All hospitality establishments in Europe are required to declare ingredients contained in their foods that may induce allergies or food intolerances. Please carefully specify any potential allergens or additives present in your dishes.

Allergens

Add new allergen:

Find or choose from the dropdown to add an allergen to this menu.

Find or choose from the dropdown to add an allergen to this menu.

- Gluten
- Lupines
- Lactose
- Eggs
- Soya

Add new additive:

Find or choose from the dropdown to add an additive to this menu. [+ New Additive](#)

No declaration obligatory additives

Additives list:

- with colouring agent
- with phosphate

Privacy Settings | FAQ | New Features

?

Seleziona **tutti gli allergeni rilevanti** .

The screenshot displays the 'Menu Edit' interface for Dish Order. The left sidebar contains navigation options: DASHBOARD, RESTAURANT, KITCHEN, SALES, MARKETING, LOCALISATION, and TOOLS. The main content area is titled 'Menu Edit' and has tabs for 'Menu', 'Options', 'Allergens and additives', and 'Legal information'. The 'Allergens and additives' tab is active, showing a warning message: 'All hospitality establishments in Europe are required to declare ingredients contained in their foods that may induce allergies or food intolerances. Please carefully specify any potential allergens or additives present in your dishes.' Below this, the 'Allergens' section is highlighted with an orange border. It includes a search bar for 'Add new allergen:' with filters for 'Gluten', 'Lupines', 'Lactose', and 'Eggs'. A dropdown menu is open, listing 'Gluten', 'Lupines', 'Lactose', 'Eggs', and 'Soya'. Below the search bar, there is a section for 'Add new additive:' with a search bar and a '+ New Additive' button. A checkbox for 'No declaration obligatory additives' is present. At the bottom, the 'Additives list:' shows two items: 'with colouring agent' and 'with phosphate', each with a delete icon. The footer contains links for 'Privacy Settings | FAQ | New Features' and a help icon.

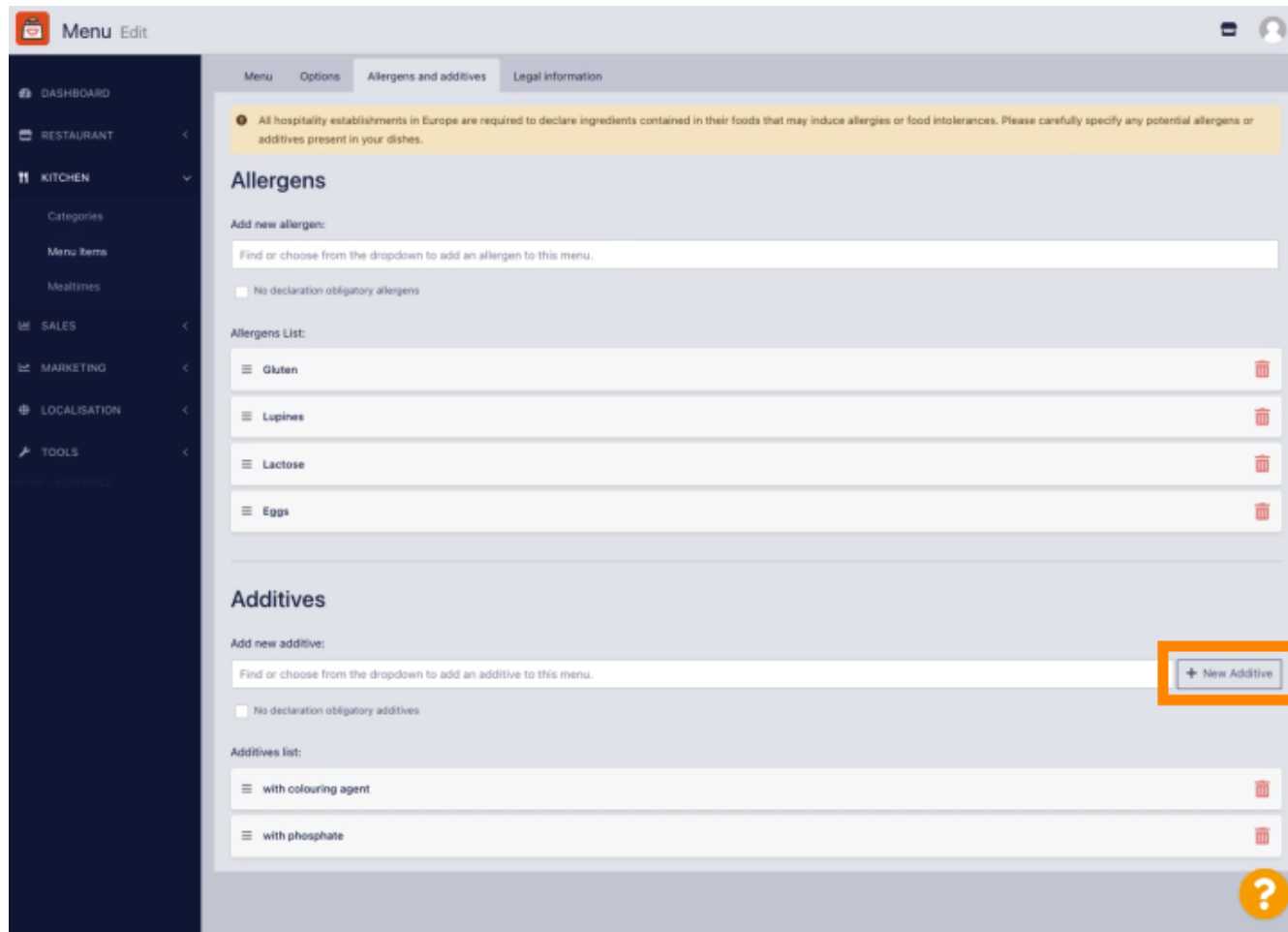


In questa sezione puoi aggiungere o rimuovere additivi alla tua voce di menu. Nel caso in cui non sia necessario aggiungere alcun additivo, abilita la casella di controllo **Nessuna dichiarazione obbligatoria di additivi**.

The screenshot displays the 'Menu Edit' interface in the Dish Order system. On the left is a dark sidebar with navigation options: DASHBOARD, RESTAURANT, KITCHEN (with sub-options for Categories, Menu Items, and Mealtimes), SALES, MARKETING, LOCALISATION, and TOOLS. The main content area is titled 'Menu Edit' and is divided into two sections: 'Allergens' and 'Additives'. The 'Allergens' section includes a search bar for adding new allergens, a checkbox for 'No declaration obligatory allergens', and a list of allergens: Gluten, Lupines, Lactose, and Eggs, each with a delete icon. The 'Additives' section is highlighted with an orange border and includes a search bar, a '+ New Additive' button, a checkbox for 'No declaration obligatory additives', and a list of additives: 'with colouring agent', 'with phosphate', and 'Sweetener', each with a delete icon. A help icon (question mark) is located in the bottom right corner of the interface.



Nel caso in cui non ci sia una corrispondenza predefinita con un allergene, fare clic su **Nuovo additivo** per crearne uno nuovo .



Menu Edit

Menu Options Allergens and additives Legal information

All hospitality establishments in Europe are required to declare ingredients contained in their foods that may induce allergies or food intolerances. Please carefully specify any potential allergens or additives present in your dishes.

Allergens

Add new allergen:

Find or choose from the dropdown to add an allergen to this menu.

No declaration obligatory allergens

Allergens List:

- Gluten
- Lupines
- Lactose
- Eggs

Additives

Add new additive:

Find or choose from the dropdown to add an additive to this menu.

No declaration obligatory additives

Additives list:

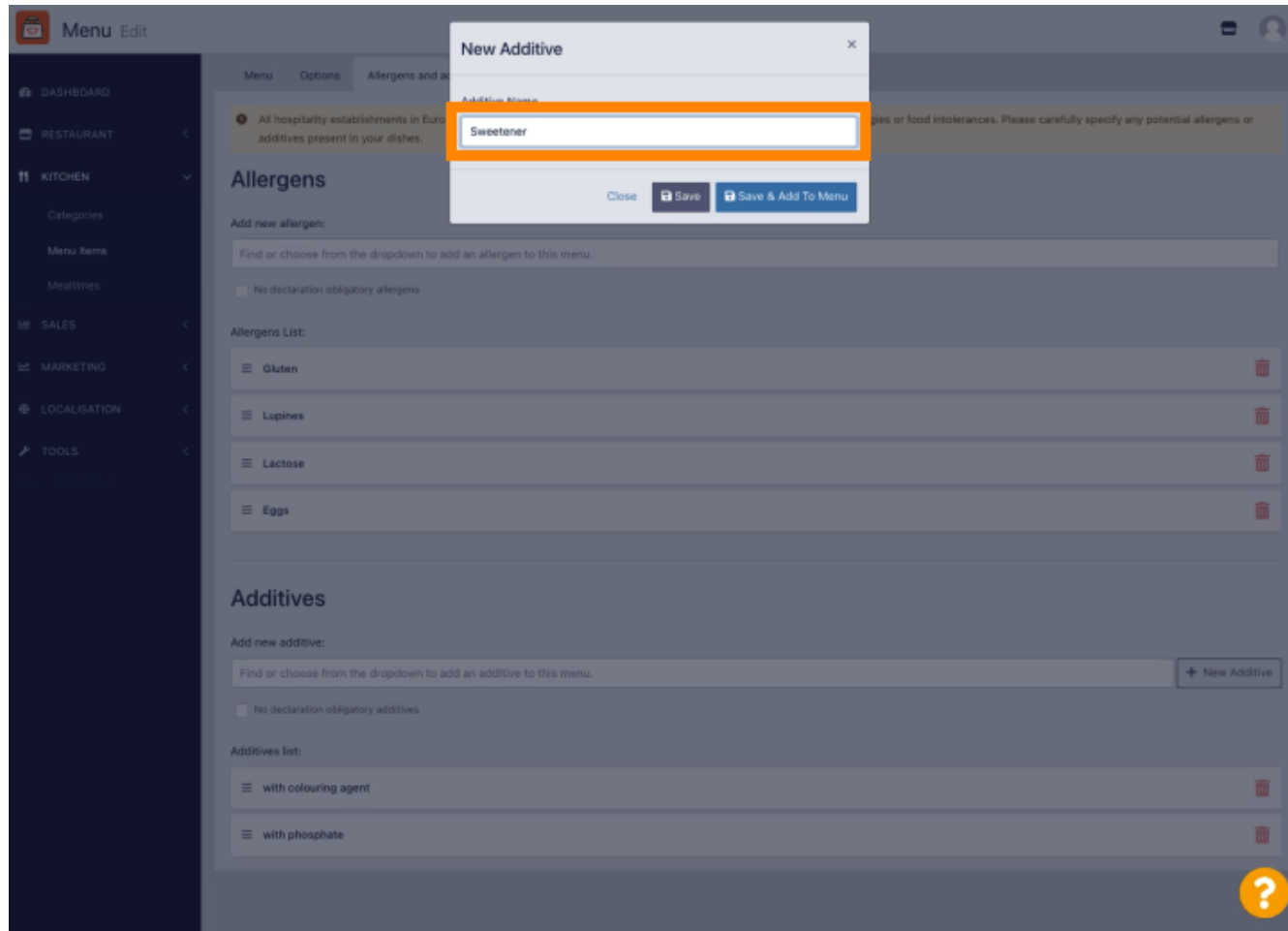
- with colouring agent
- with phosphate

+ New Additive

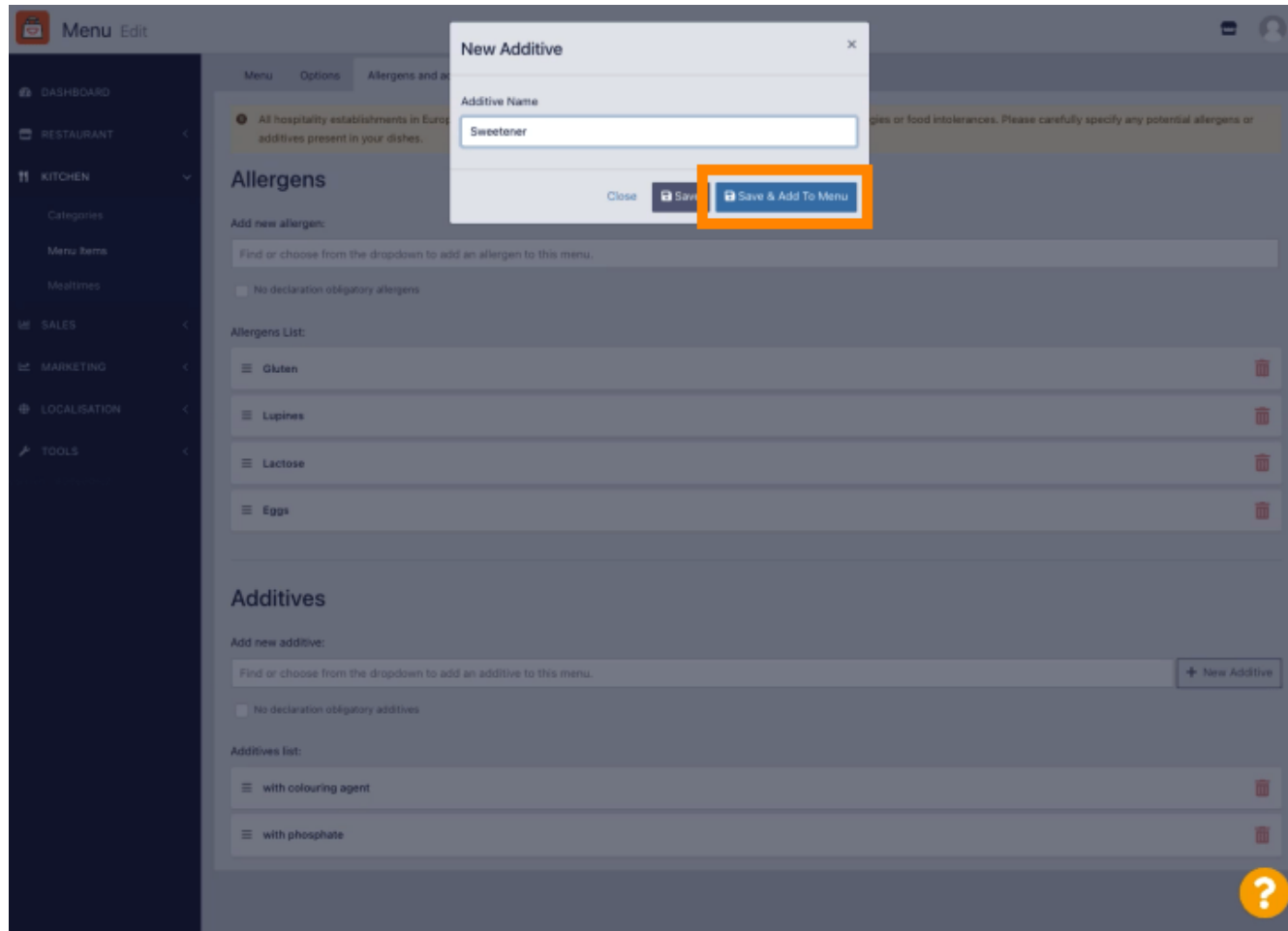
?



Inserisci il nome dell'additivo .



Fare clic su **Salva e aggiungi al menu**.





L'additivo è stato creato correttamente.

Menu Edit

Menu Options Allergens and additives Legal information

All hospitality establishments in Europe are required to declare ingredients contained in their foods that may induce allergies or food intolerances. Please carefully specify any potential allergens or additives present in your dishes.

Allergens

Add new allergen:

Find or choose from the dropdown to add an allergen to this menu.

No declaration obligatory allergens

Allergens List:

- Gluten
- Lupines
- Lactose
- Eggs

Additives

Add new additive:

Find or choose from the dropdown to add an additive to this menu. [+ New Additive](#)

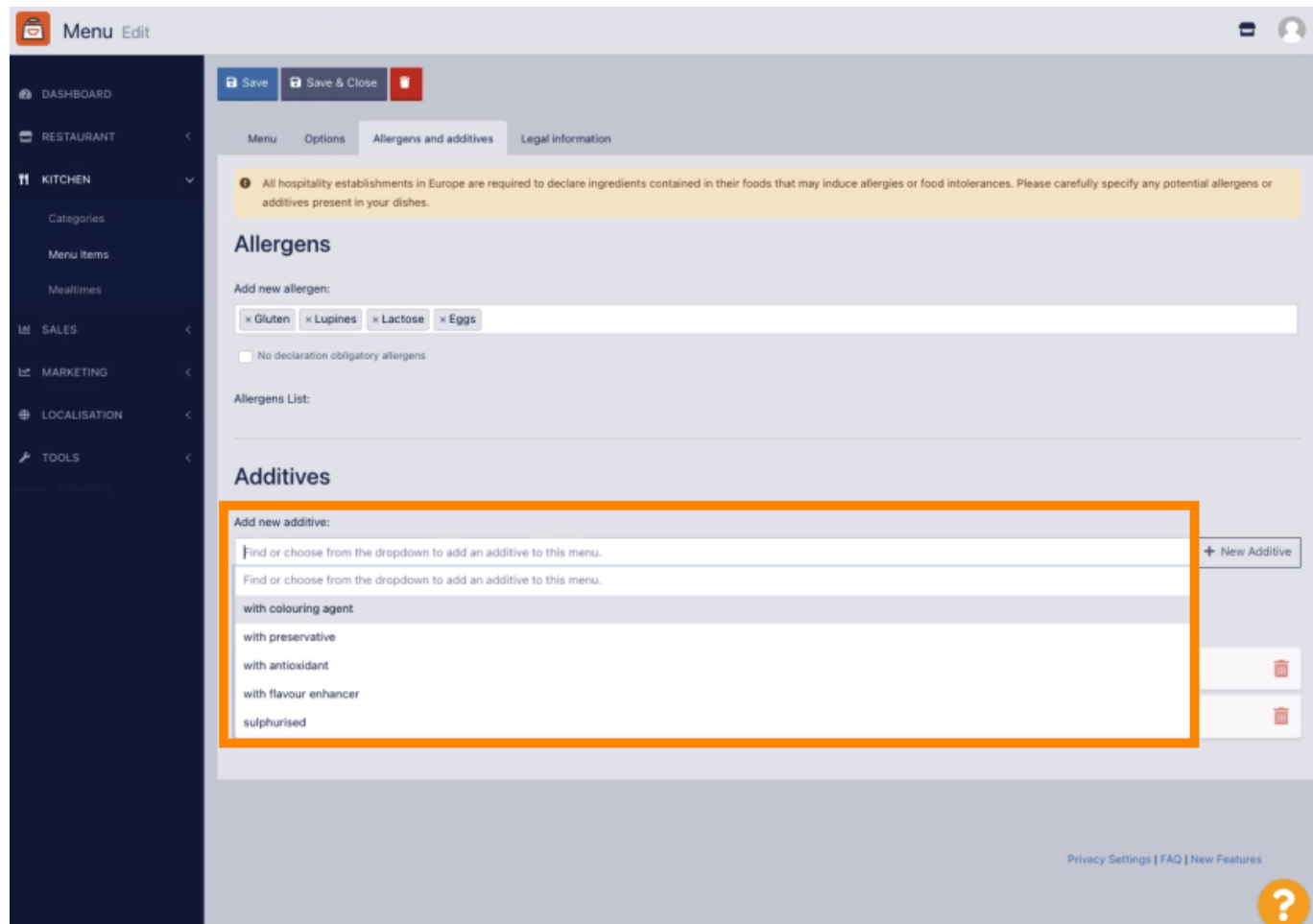
No declaration obligatory additives

Additives list:

- with colouring agent
- with phosphate

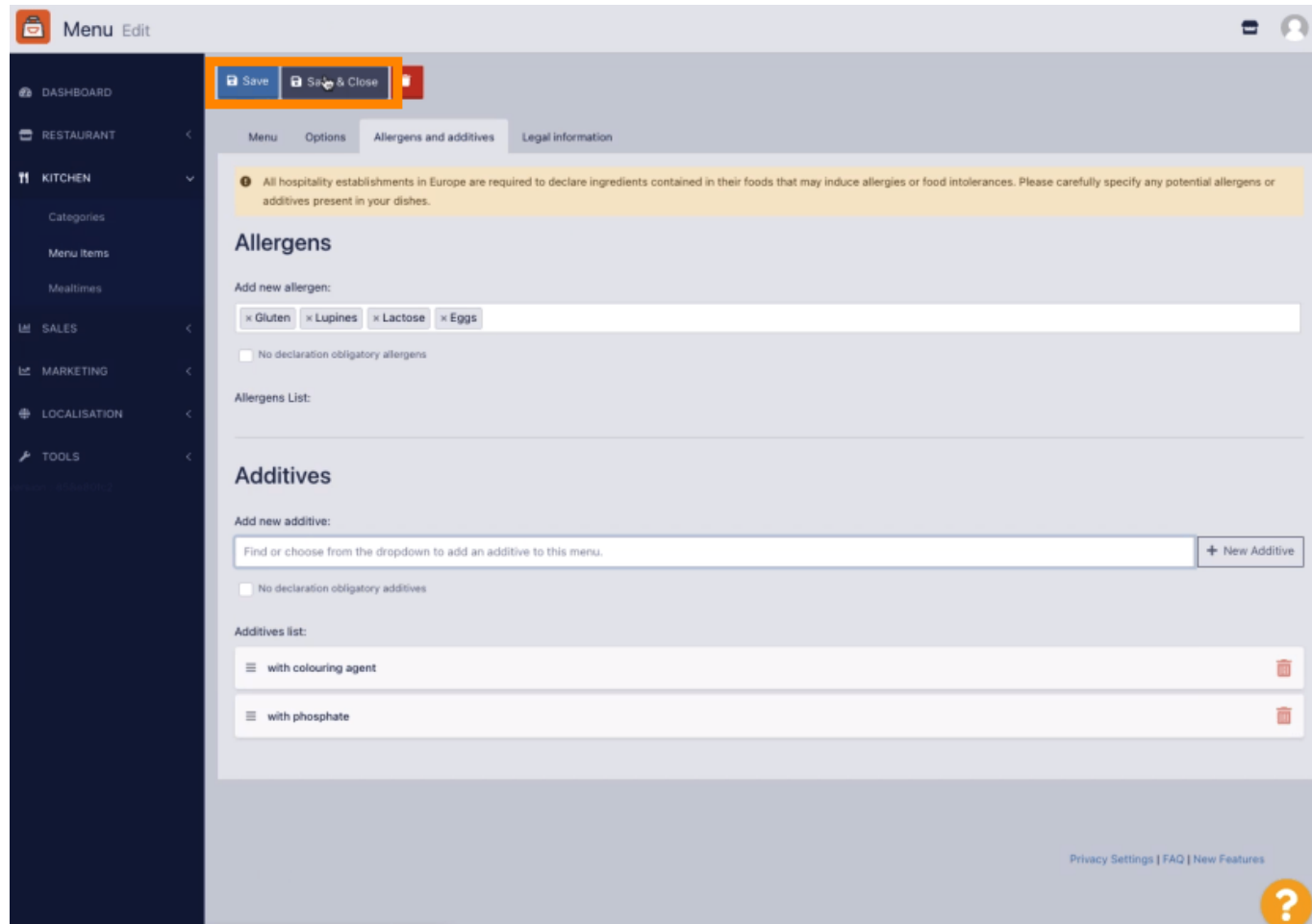
?

- Fai clic nella **casella di testo** e si aprirà un menu a discesa con gli additivi predefiniti. Seleziona tutti **gli allergeni rilevanti**.



The screenshot shows the 'Menu Edit' interface with the 'Allergens and additives' tab selected. The 'Add new allergen' section includes a search bar with 'Gluten', 'Lupines', 'Lactose', and 'Eggs' selected, and a checkbox for 'No declaration obligatory allergens'. The 'Allergens List' is currently empty. The 'Additives' section features a search bar and a dropdown menu that is highlighted with an orange border. The dropdown menu contains the following options: 'with colouring agent', 'with preservative', 'with antioxidant', 'with flavour enhancer', and 'sulphurised'. A '+ New Additive' button is visible to the right of the search bar. At the bottom right, there are links for 'Privacy Settings | FAQ | New Features' and a help icon.

Fare clic su **Salva** o **Salva e chiudi** per applicare le modifiche.





Le modifiche sono state aggiornate con successo.

The screenshot shows the 'Menus' management interface. At the top, a green notification banner states 'Menu updated successfully'. Below the notification, there are buttons for '+ New', 'Delete', 'Enable', and 'Disable'. The main content is a table with the following columns: NAME OF THE DISH, CATEGORY, PRICE, SPECIAL STATUS, and STATUS. The table contains four items:

NAME OF THE DISH	CATEGORY	PRICE	SPECIAL STATUS	STATUS
<input type="checkbox"/> Coca Cola 0,5l	Drinks	€2,99	--	Enabled
<input type="checkbox"/> Pizza Italia	Pizza	€9,00	--	Enabled
<input type="checkbox"/> Spaghetti Bolognese	Pasta	€8,50	--	Enabled
<input type="checkbox"/> Spaghetti Carbonara	Pasta	€8,99	--	Enabled

At the bottom right, there are links for 'Privacy Settings | FAQ | New Features' and a help icon (question mark).



Ecco fatto, hai finito!

The screenshot shows a web application for 'Restaurant Jane Doe'. The main menu is visible with categories like Pasta, Pizza, and Drinks. A modal window titled 'Product info' is open for the item 'Coca Cola 0,5l'. The modal contains the following information:

- Product info:** Coca Cola 0,5l
- Allergens:**
 - Gluten
 - Lupines
 - Lactose
 - Eggs
- Additives:**
 - with colouring agent
 - with phosphate
- Additional informations:** Carbonated water, Sugar, Caramel color, Phosphoric Acid, Caffeine, Natural flavors



Scansiona per andare al lettore interattivo