



Klicken Sie unter **KÜCHE** auf **Menüpunkte** .

The screenshot shows the 'Menus' management interface. The left sidebar has a dark blue background with white text and icons. The 'Menu Items' option is highlighted with an orange box. The main content area has a light gray background and contains a table of menu items. At the top of the main area, there are four buttons: '+ New' (blue), 'Delete' (red), 'Enable' (green), and 'Disable' (red). The table has the following columns: 'NAME OF THE DISH', 'CATEGORY', 'PRICE', 'SPECIAL STATUS', and 'STATUS'. The table contains four rows of data:

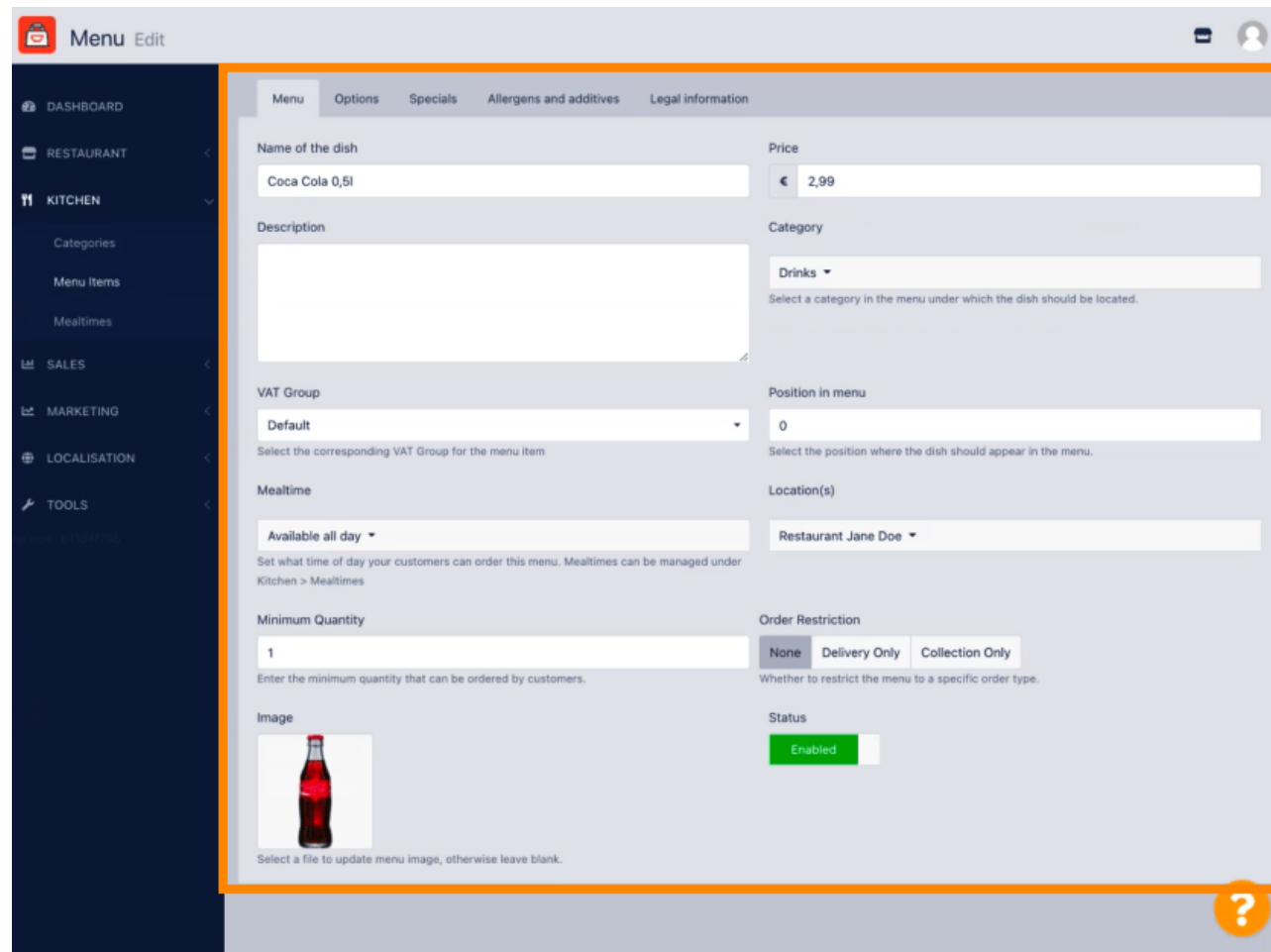
NAME OF THE DISH	CATEGORY	PRICE	SPECIAL STATUS	STATUS
Coca Cola 0,5l	Drinks	€2,99	--	Enabled
Pizza Italia	Pizza	€9,00	--	Enabled
Spaghetti Bolognese	Pasta	€8,50	--	Enabled
Spaghetti Carbonara	Pasta	€8,99	--	Enabled

At the bottom of the interface, there is a 'Items Per Page' dropdown menu set to '100'. In the bottom right corner, there is a link for 'Privacy Settings | FAQ | New Features' and a circular orange help icon with a white question mark.

Um Ihren gewünschten Menüpunkt zu bearbeiten, klicken Sie auf das **Stift-Symbol**.

	NAME OF THE DISH	CATEGORY	PRICE	SPECIAL STATUS	STATUS
<input type="checkbox"/>	Coca Cola 0,5l	Drinks	€2,99	--	Enabled
<input type="checkbox"/>	Pizza Italia	Pizza	€9,00	--	Enabled
<input type="checkbox"/>	Spaghetti Bolognese	Pasta	€8,50	--	Enabled
<input type="checkbox"/>	Spaghetti Carbonara	Pasta	€8,99	--	Enabled

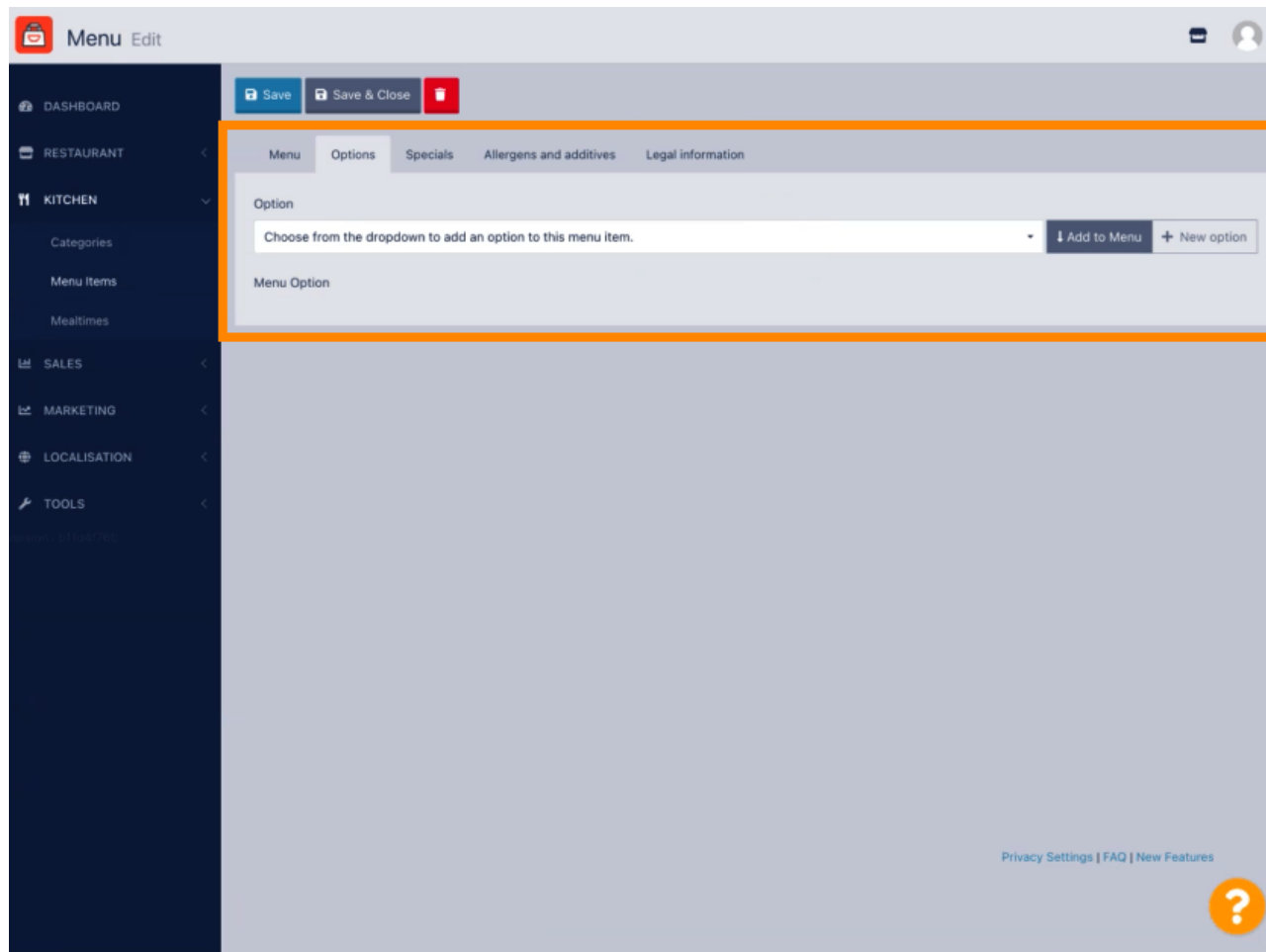
- Unter der Registerkarte „Menü“ können Sie allgemeine Informationen zu den Menüelementen bearbeiten, wie etwa **Name** , **Preis** , **Beschreibung** , **Kategorie** , **Mehrwertsteuergruppe** usw.



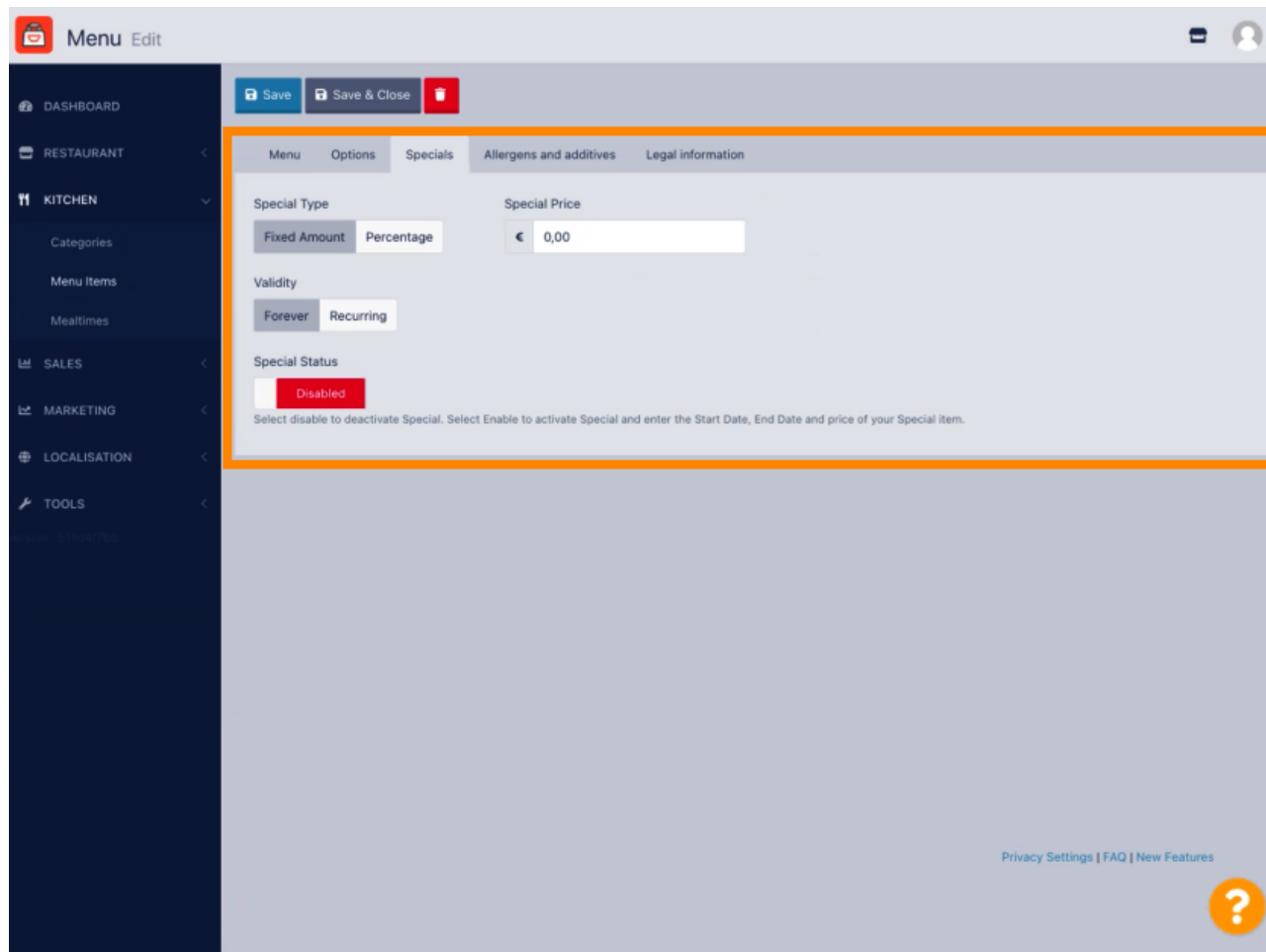
The screenshot shows the 'Menu Edit' interface with the following fields and options:

- Name of the dish:** Coca Cola 0,5l
- Price:** € 2,99
- Description:** (Empty text area)
- Category:** Drinks (Dropdown menu)
- VAT Group:** Default (Dropdown menu)
- Position in menu:** 0 (Text input)
- Mealtime:** Available all day (Dropdown menu)
- Location(s):** Restaurant Jane Doe (Dropdown menu)
- Minimum Quantity:** 1 (Text input)
- Order Restriction:** None (Selected), Delivery Only, Collection Only (Buttons)
- Image:** (Image of a Coca-Cola bottle)
- Status:** Enabled (Green button)

- Unter der Registerkarte „**Optionen**“ können Sie Ihrem Menüpunkt Optionen hinzufügen und bearbeiten, z. B. Pizzabeläge.



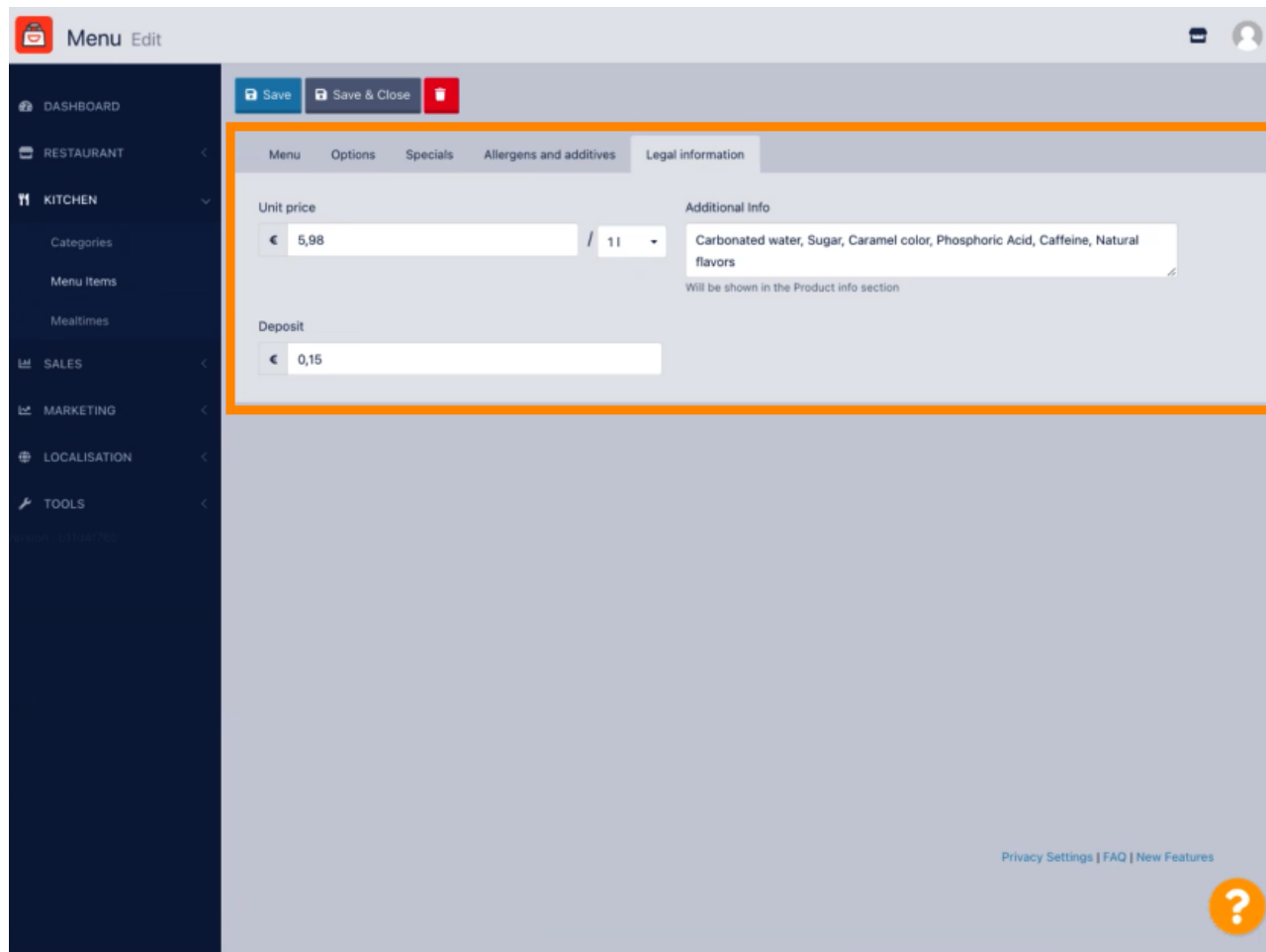
- Unter der Registerkarte „**Specials**“ können Sie einen Rabatt für Ihren Menüpunkt hinzufügen oder bearbeiten. Sie können zwischen einem **festen Betrag** oder **einem Prozentsatz** wählen .



- Unter der Registerkarte „Allergene und Zusatzstoffe“ können Sie Informationen zu Menüpunkten, einschließlich Allergenen und Zusatzstoffen, hinzufügen oder bearbeiten.

The screenshot shows the 'Menu Edit' interface. On the left is a dark sidebar with navigation items: DASHBOARD, RESTAURANT, KITCHEN (with sub-items: Categories, Menu Items, Mealtimes), SALES, MARKETING, LOCALISATION, and TOOLS. The top navigation bar includes 'Menu Edit', a user profile icon, and buttons for 'Save', 'Save & Close', and a red trash icon. The main content area has tabs: 'Menu', 'Options', 'Specials', 'Allergens and additives' (selected), and 'Legal information'. A yellow warning box at the top states: 'All hospitality establishments in Europe are required to declare ingredients contained in their foods that may induce allergies or food intolerances. Please carefully specify any potential allergens or additives present in your dishes.' Below this is the 'Allergens' section, which includes a search bar 'Add new allergen: Find or choose from the dropdown to add an allergen to this menu.' and a checkbox 'No declaration obligatory allergens'. The 'Allergens List' contains four items: 'Gluten', 'Lupines', 'Lactose', and 'Eggs', each with a red trash icon. The 'Additives' section follows, with a search bar 'Add new additive: Find or choose from the dropdown to add an additive to this menu.' and a '+ New Additive' button, along with a checkbox 'No declaration obligatory additives'. A red question mark icon is visible in the bottom right corner of the interface.

- Unter der Registerkarte „**Rechtliche Informationen**“ können Sie rechtliche Informationen wie **Stückpreis**, **Zusatzinformationen** und **Anzahlung** hinzufügen oder bearbeiten.





Scannen, um zum interaktiven Player zu gelangen