



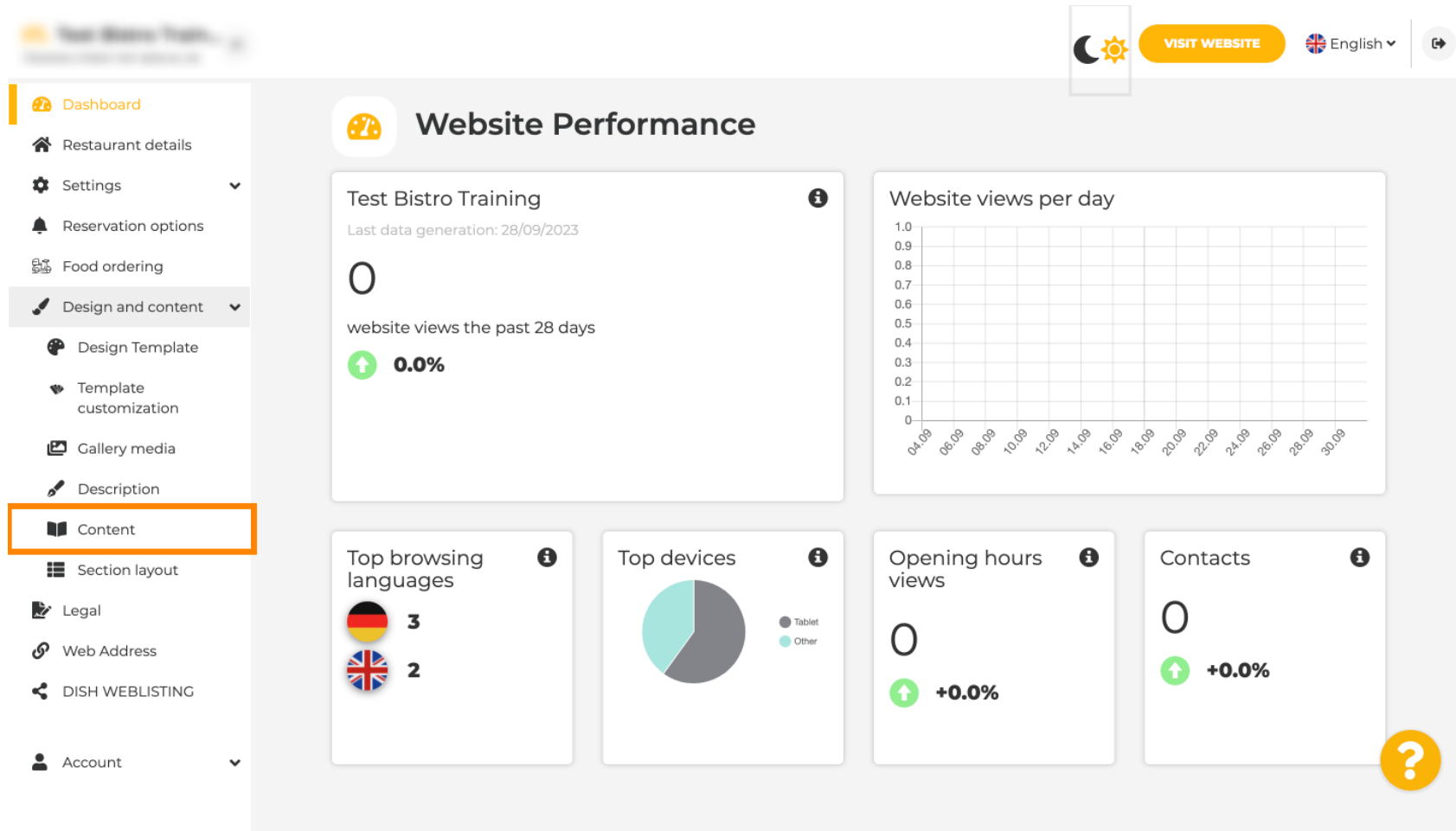
Jakmile se přihlásíte do svého účtu DISH Website. Klikněte na **Design a obsah**.

The screenshot displays the DISH Website Performance dashboard. On the left, a navigation menu is visible with the following items: Dashboard, Restaurant details, Settings, Reservation options, Food ordering, **Design and content** (highlighted with an orange box), Legal, Web Address, DISH WEBLISTING, and Account. The main content area is titled 'Website Performance' and contains several widgets:

- Test Bistro Training**: Last data generation: 28/09/2023. Website views the past 28 days: 0 (0.0%).
- Website views per day**: A line chart showing website views from 04.09 to 30.09. The y-axis ranges from 0 to 1.0.
- Top browsing languages**: Germany (3), United Kingdom (2).
- Top devices**: Pie chart showing Tablet (grey) and Other (teal).
- Opening hours views**: 0 (+0.0%).
- Contacts**: 0 (+0.0%).

A yellow question mark icon is located in the bottom right corner of the dashboard area.

 Klikněte na **Obsah**.



The screenshot shows the 'Website Performance' dashboard. The left sidebar contains a menu with the following items: Dashboard, Restaurant details, Settings, Reservation options, Food ordering, Design and content (highlighted with an orange box), Design Template, Template customization, Gallery media, Description, Content (highlighted with an orange box), Section layout, Legal, Web Address, DISH WEBLISTING, and Account. The main content area is titled 'Website Performance' and includes several widgets: 'Test Bistro Training' (0 views, 0.0% change), 'Website views per day' (line chart), 'Top browsing languages' (3 German, 2 British), 'Top devices' (Pie chart: Tablet, Other), 'Opening hours views' (0 views, +0.0% change), and 'Contacts' (0 contacts, +0.0% change). A 'VISIT WEBSITE' button and a language selector (English) are visible in the top right corner. A question mark icon is located in the bottom right corner of the dashboard area.



Přejděte dolů a klikněte na **Události**.

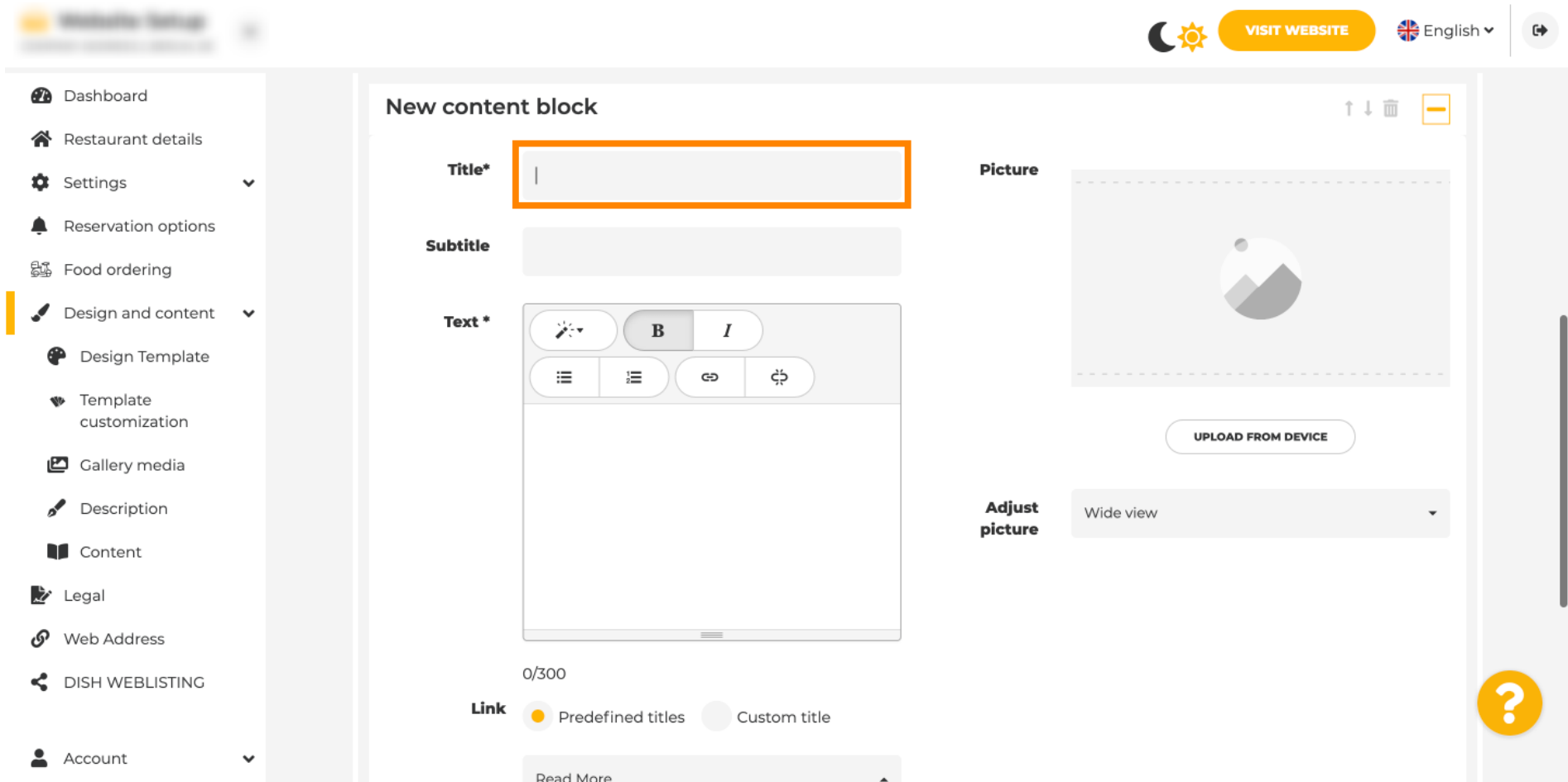
The screenshot displays the DISH web management interface. On the left is a sidebar menu with the following items: Dashboard, Restaurant details, Settings, Reservation options, Food ordering, Design and content (highlighted with an orange bar), Design Template, Template customization, Gallery media, Description, Content, Section layout, Legal, Web Address, DISH WEBLISTING, and Account. The main content area is titled 'Content' and includes a sub-header: 'Add content blocks or blogs to populate your website with more information and to inform your customers about your business, news, activities, vouchers, or events. Communication and content is key to have new customers visiting your business!'. Below this are three content blocks: 'About Us', 'Vouchers', and 'Events'. The 'Events' block is highlighted with an orange border. Each block has a plus sign icon to its right. At the top right of the interface, there are icons for a moon and sun, a 'VISIT WEBSITE' button, a language selector set to 'English', and a share icon. At the bottom right, there is a help icon (a question mark in a circle). At the bottom left, it says 'Designed by Dish Digital Solutions GmbH. All rights reserved.' and at the bottom right, there are links for 'Imprint | FAQ | Terms of Use | Data Privacy | Privacy Settings'.



Pro vytvoření nebo přidání nové události klikněte na tlačítko **PŘIDAT BLOK UDÁLOSTI**.

The screenshot displays the DISH web management interface. On the left is a sidebar menu with options: Dashboard, Restaurant details, Settings, Reservation options, Food ordering, Design and content (highlighted), Design Template, Template customization, Gallery media, Description, Content, Section layout, Legal, Web Address, DISH WEBLISTING, and Account. The main area is titled 'Content' and contains a description: 'Add content blocks or blogs to populate your website with more information and to inform your customers about your business, news, activities, vouchers, or events. Communication and content is key to have new customers visiting your business!'. Below this are three content blocks: 'About Us', 'Vouchers', and 'Events'. The 'Events' block is highlighted with a red border and contains a sub-block titled 'New Super Event' with a '+ ADD AN EVENT BLOCK' button. The top right of the interface includes a 'VISIT WEBSITE' button, a language selector set to 'English', and a help icon. The footer contains the text 'Designed by Dish Digital Solutions GmbH. All rights reserved.' and links for 'Imprint', 'FAQ', 'Terms of Use', 'Data Privacy', and 'Privacy Settings'.

**T** Otevře se vstupní okno. Zadejte **název** vaší události.



Zde můžete zadat **text** nebo **popis** vaší události.

The screenshot displays the 'New content block' editor in the DISH website management system. The interface includes a sidebar menu on the left with options like 'Dashboard', 'Restaurant details', 'Settings', 'Reservation options', 'Food ordering', 'Design and content', 'Design Template', 'Template customization', 'Gallery media', 'Description', 'Content', 'Legal', 'Web Address', 'DISH WEBLISTING', and 'Account'. The main editor area is titled 'New content block' and contains the following fields and controls:

- Title\***: A text input field containing 'Valentine's offer'.
- Subtitle**: An empty text input field.
- Text \***: A rich text editor area, highlighted with an orange border, containing a toolbar with icons for undo, bold (B), italic (I), bulleted list, numbered list, link, and unlink, and a large text area below.
- Picture**: A placeholder for an image with a circular icon and a dashed border.
- Adjust picture**: A dropdown menu currently set to 'Wide view'.
- Link**: A section with radio buttons for 'Predefined titles' (selected) and 'Custom title', and a text input field containing 'Read More'.

At the top right of the editor, there are navigation and utility icons: a moon and sun icon, a 'VISIT WEBSITE' button, a language selector set to 'English', and a refresh icon. A 'HELP' icon (a question mark in a circle) is located at the bottom right of the editor area.



Ke své události můžete **přidat** obrázek.

The screenshot displays the 'New content block' configuration interface. On the left is a sidebar menu with options: Dashboard, Restaurant details, Settings, Reservation options, Food ordering, Design and content (highlighted), Design Template, Template customization, Gallery media, Description, Content, Legal, Web Address, DISH WEBLISTING, and Account. The main area is titled 'New content block' and contains the following fields and controls:

- Title\***: Text input field containing 'Valentine's offer'.
- Subtitle**: Empty text input field.
- Text \***: Rich text editor with a toolbar (bulleted list, numbered list, link, unlink) and a text area containing 'Check out our Valentine's offer.' Below the text area is a character count '32/300'.
- Link**: Radio buttons for 'Predefined titles' (selected) and 'Custom title'. Below is a dropdown menu showing 'Read More'.
- Picture**: A large rectangular area with a dashed border and a placeholder image of a mountain. Below it is an 'UPLOAD FROM DEVICE' button.
- Adjust picture**: A dropdown menu currently set to 'Wide view'.

At the top right of the editor, there are icons for a dark theme, a 'VISIT WEBSITE' button, a language selector set to 'English', and a help icon (a question mark in a circle).



Klikněte na **Nahrát ze zařízení**.

The screenshot displays the 'New content block' editor in the DISH website management system. The interface includes a sidebar on the left with navigation options such as 'Dashboard', 'Restaurant details', 'Settings', 'Reservation options', 'Food ordering', 'Design and content', 'Design Template', 'Template customization', 'Gallery media', 'Description', 'Content', 'Legal', 'Web Address', 'DISH WEBLISTING', and 'Account'. The main editor area is titled 'New content block' and features several input fields: 'Title\*' (Valentine's offer), 'Subtitle', and 'Text\*' (Check out our Valentine's offer.). The 'Text\*' field includes a rich text editor with icons for bold, italic, list, and link. Below the text field is a 'Link' section with radio buttons for 'Predefined titles' (selected) and 'Custom title', and a 'Read More' button. The 'Picture' section shows a placeholder image and a button labeled 'UPLOAD FROM DEVICE' which is highlighted with an orange box. The 'Adjust picture' dropdown is set to 'Wide view'. The top navigation bar includes a 'VISIT WEBSITE' button, a language selector set to 'English', and a help icon. A sidebar on the right contains a help icon.

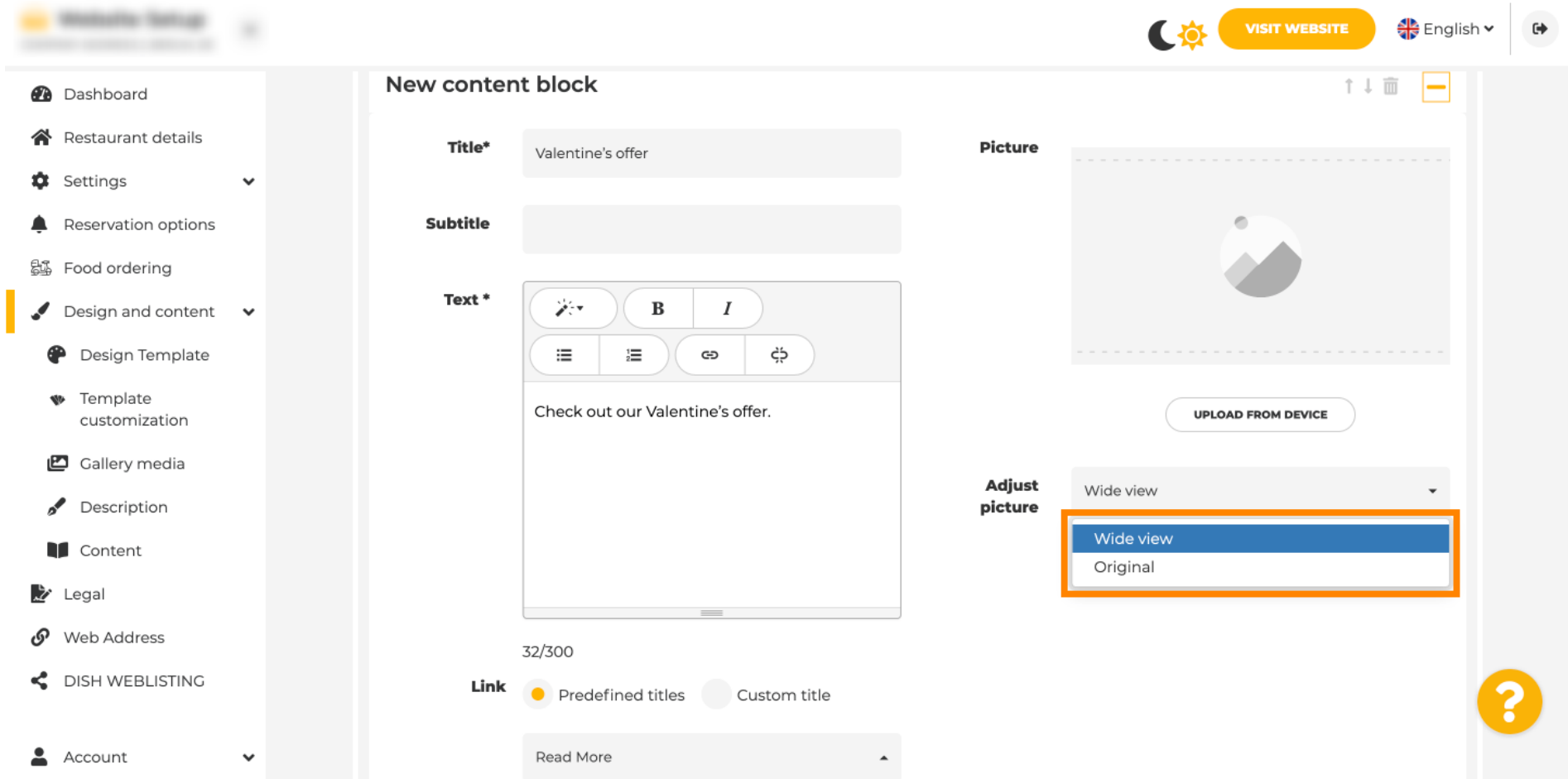




Kliknutím na **Wide view** upravíte obrázek.

The screenshot displays the 'New content block' editor interface. On the left is a navigation sidebar with options like Dashboard, Restaurant details, Settings, Reservation options, Food ordering, Design and content (highlighted), Design Template, Template customization, Gallery media, Description, Content, Legal, Web Address, DISH WEBLISTING, and Account. The main editor area is titled 'New content block' and contains several sections: 'Title\*' with the text 'Valentine's offer', 'Subtitle', 'Text\*' with a rich text editor containing 'Check out our Valentine's offer.', and 'Link' with a 'Read More' button. On the right, the 'Picture' section features a placeholder image and an 'Adjust picture' dropdown menu set to 'Wide view', which is highlighted with an orange box. Other elements include a 'VISIT WEBSITE' button, a language selector set to 'English', and a help icon (question mark) in the bottom right corner.

 Vyberte si mezi **širokým zobrazením** nebo **originálem**.



The screenshot displays the 'New content block' configuration interface. On the left is a navigation sidebar with options like Dashboard, Restaurant details, Settings, and Design and content. The main area is titled 'New content block' and contains several sections:

- Title\***: A text input field containing 'Valentine's offer'.
- Subtitle**: An empty text input field.
- Text \***: A rich text editor with a toolbar (bold, italic, link, unlink, list, list) and a text area containing 'Check out our Valentine's offer.' Below the text area is a character count '32/300'.
- Link**: Radio buttons for 'Predefined titles' (selected) and 'Custom title'. Below is a 'Read More' button.
- Picture**: A placeholder image area with an 'UPLOAD FROM DEVICE' button.
- Adjust picture**: A dropdown menu currently set to 'Wide view'. The dropdown is open, showing 'Wide view' (highlighted in blue) and 'Original' (highlighted with an orange border).

At the top right of the editor, there are icons for a dark theme, a 'VISIT WEBSITE' button, a language selector set to 'English', and a help icon (a question mark in a circle).

Zde si můžete vybrat mezi **Predefined titles** nebo **Custom title**.

The screenshot displays the DISH website editor interface. On the left is a navigation sidebar with options: Dashboard, Restaurant details, Settings, Reservation options, Food ordering, Design and content (highlighted), Design Template, Template customization, Gallery media, Description, Content, Legal, Web Address, DISH WEBLISTING, and Account. The main editor area shows a 'Text' block with a text editor containing the text 'Check out our Valentine's offer.' Below the editor is a character count '32/300'. A 'Link' section is highlighted with an orange box, containing two radio buttons: 'Predefined titles' (selected) and 'Custom title'. Below this is a 'Read More' button, a text input field with the placeholder 'https://www...', and 'SAVE' and 'REMOVE' buttons. On the right side of the editor, there are controls for 'Adjust picture', including an 'UPLOAD FROM DEVICE' button and a 'Wide view' dropdown menu. The top right of the interface features a 'VISIT WEBSITE' button, a language selector set to 'English', and a help icon.



Přejděte dolů a klikněte na **Číst více**.

The screenshot displays the DISH website editor interface. On the left is a navigation sidebar with the following items: Dashboard, Restaurant details, Settings, Reservation options, Food ordering, Design and content (highlighted with an orange bar), Design Template, Template customization, Gallery media, Description, Content, Legal, Web Address, DISH WEBLISTING, and Account. The main editor area shows a 'Link' configuration panel with a character count of 32/300. Under the 'Link' section, there are two radio buttons: 'Predefined titles' (selected) and 'Custom title'. Below this is a dropdown menu with 'Read More' selected, which is highlighted by an orange and blue border. A note states: 'Predefined titles will automatically translate into your website language.' Below the note is a text input field containing 'https://www...'. At the bottom of the link configuration are 'SAVE' and 'REMOVE' buttons. Below the link configuration is a 'New content block' section with a '+ ADD AN EVENT BLOCK' button. The top right of the editor shows a 'VISIT WEBSITE' button, a language selector set to 'English', and a help icon. The footer contains the text 'Designed by Hospitality Digital GmbH. All rights reserved.' and links for 'Imprint', 'FAQ', 'Terms of Use', 'Data Privacy', and 'Privacy Settings'. A large question mark icon is visible in the bottom right corner of the editor area.



Vyberte svou **preferenci**.

The screenshot displays the DISH website editor interface. On the left is a navigation sidebar with the following items: Dashboard, Restaurant details, Settings, Reservation options, Food ordering, Design and content (highlighted), Design Template, Template customization, Gallery media, Description, Content, Legal, Web Address, DISH WEBLISTING, and Account. The main editor area shows a 'New content block' dropdown menu with the following options: Read More, Claim Your Voucher, Register for party, Invite your friends, Find Out More, Get Tickets, and Save Voucher. The 'Read More' option is highlighted with a blue bar and an orange border. Above the dropdown, there is a 'Link' section with radio buttons for 'Predefined titles' (selected) and 'Custom title'. To the right of the editor, there is an 'Adjust picture' section with a 'Wide view' dropdown menu. At the bottom of the editor, there is a yellow button labeled '+ ADD AN EVENT BLOCK'. The footer contains the text 'Designed by Hospitality Digital GmbH. All rights reserved.' and links for 'Imprint', 'FAQ', 'Terms of Use', 'Data Privacy', and 'Privacy Settings'. A help icon (question mark) is visible in the bottom right corner.

## T Přidejte adresu URL události .

The screenshot displays the DISH website editor interface. On the left is a navigation sidebar with the following items: Dashboard, Restaurant details, Settings, Reservation options, Food ordering, Design and content (highlighted), Design Template, Template customization, Gallery media, Description, Content, Legal, Web Address, DISH WEBLISTING, and Account. The main editor area shows a 'New content block' configuration. At the top right of the editor, there are icons for a dark theme, a 'VISIT WEBSITE' button, and a language selector set to 'English'. Below these is an 'Adjust picture' section with a 'Wide view' dropdown. The 'Link' section has two radio buttons: 'Predefined titles' (selected) and 'Custom title'. A dropdown menu shows 'Read More'. Below this, a text box contains 'https://www...' and is highlighted with an orange border. Underneath are 'SAVE' and 'REMOVE' buttons. At the bottom of the editor area is a '+ ADD AN EVENT BLOCK' button. The footer contains the text 'Designed by Hospitality Digital GmbH. All rights reserved.' and links for 'Imprint', 'FAQ', 'Terms of Use', 'Data Privacy', and 'Privacy Settings'. A help icon (question mark) is located in the bottom right corner.



Klikněte na **ULOŽIT**.

The screenshot displays the DISH website editor interface. On the left is a navigation sidebar with options: Dashboard, Restaurant details, Settings, Reservation options, Food ordering, Design and content (highlighted), Design Template, Template customization, Gallery media, Description, Content, Legal, Web Address, DISH WEBLISTING, and Account. The main editor area shows a 'Link' block configuration. At the top right, there are controls for 'Adjust picture' (set to 'Wide view'), a 'VISIT WEBSITE' button, and a language selector set to 'English'. The 'Link' configuration includes a character count '32/300', radio buttons for 'Predefined titles' (selected) and 'Custom title', a dropdown menu with 'Read More', a text input field containing 'https://www...', and two buttons: 'SAVE' (highlighted with an orange box) and 'REMOVE'. Below the configuration is a 'New content block' section with a '+ ADD AN EVENT BLOCK' button. The footer contains the text 'Designed by Hospitality Digital GmbH. All rights reserved.' and links for 'Imprint', 'FAQ', 'Terms of Use', 'Data Privacy', and 'Privacy Settings'. A help icon (question mark) is visible in the bottom right corner.



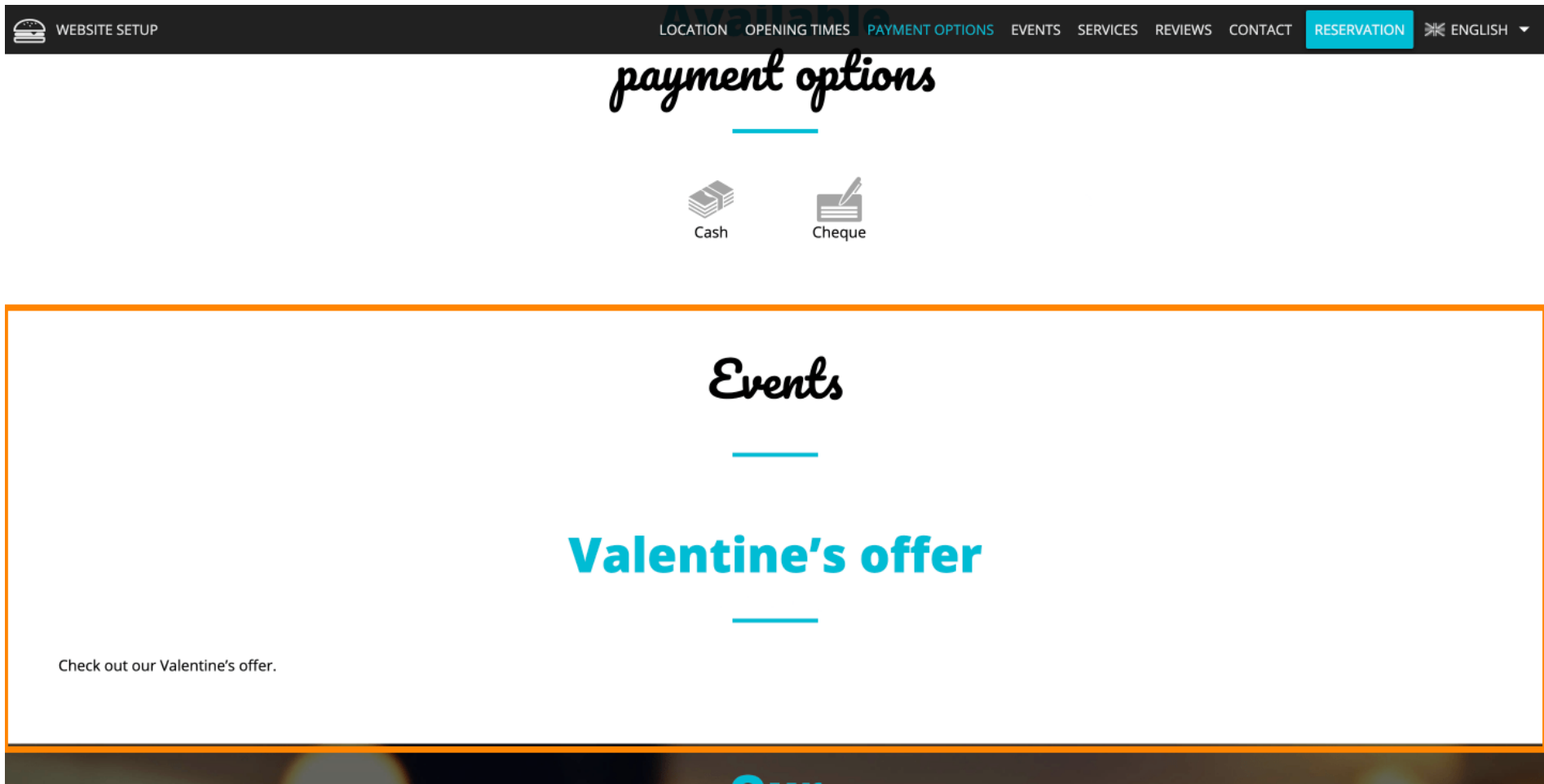
Klikněte na **NAVŠTÍVIT WEB**.

The screenshot shows the DISH website editor interface. In the top right corner, a yellow button labeled "VISIT WEBSITE" is highlighted with an orange border. Below it, there are icons for a moon and sun, a language selector set to "English", and a refresh icon. The left sidebar menu includes: Dashboard, Restaurant details, Settings, Reservation options, Food ordering, Design and content (highlighted with an orange bar), Design Template, Template customization, Gallery media, Description, Content, Legal, Web Address, DISH WEBLISTING, and Account. The main content area shows a "Link" block with a "Read More" button, a text input field containing "https://www...", and "SAVE" and "REMOVE" buttons. Below this is a "New content block" section with an "ADD AN EVENT BLOCK" button. The footer contains: "Designed by Hospitality Digital GmbH. All rights reserved.", "Imprint", "FAQ", "Terms of Use", "Data Privacy", and "Privacy Settings". A yellow question mark icon is in the bottom right corner.





Zde je vaše nově vytvořená událost. To je vše. Hotovo. **Poznámka: Možná budete muset posunout dolů v závislosti na návrhu šablony vašeho webu.**





Skenováním přejděte do interaktivního přehrávače