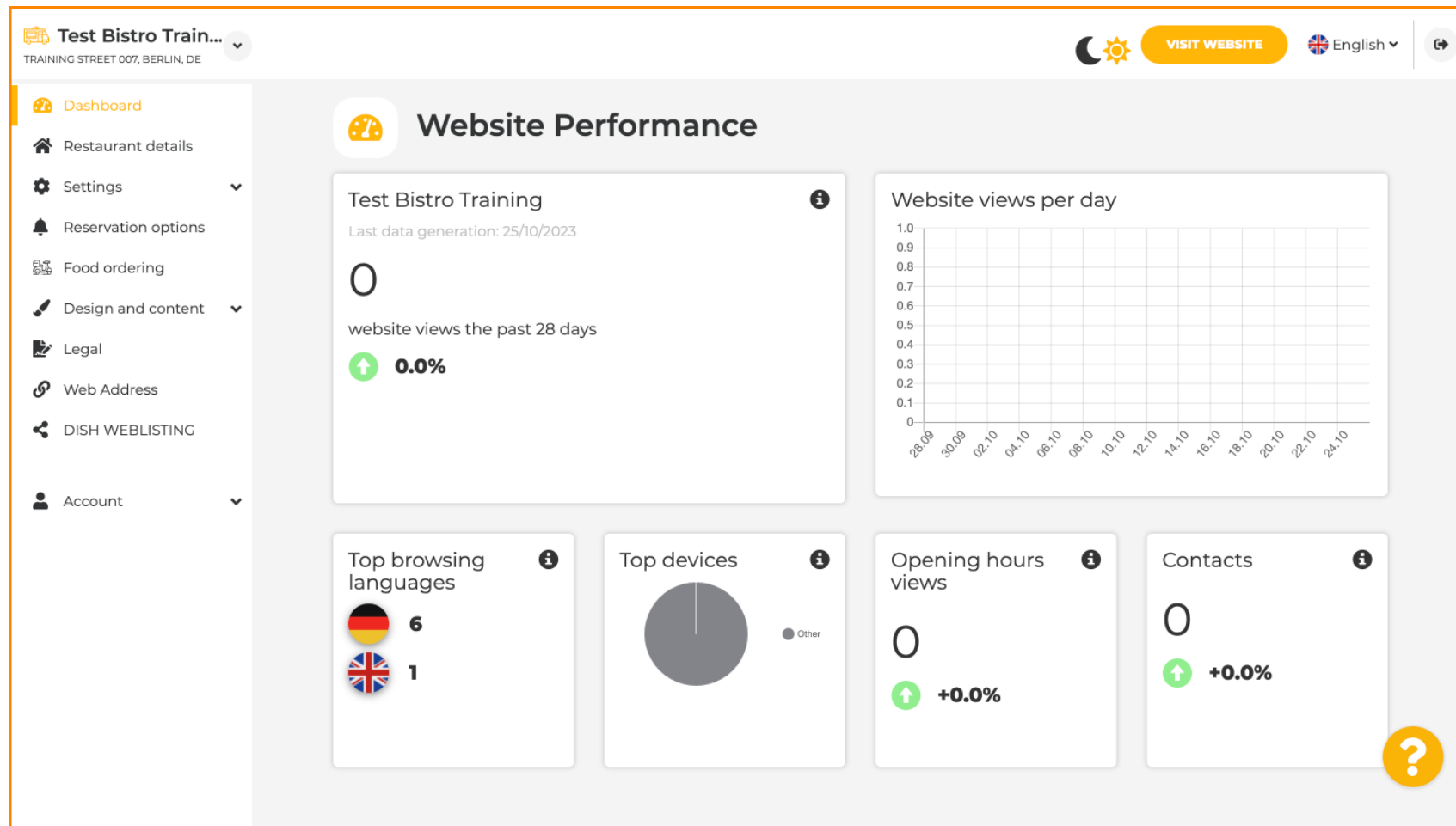
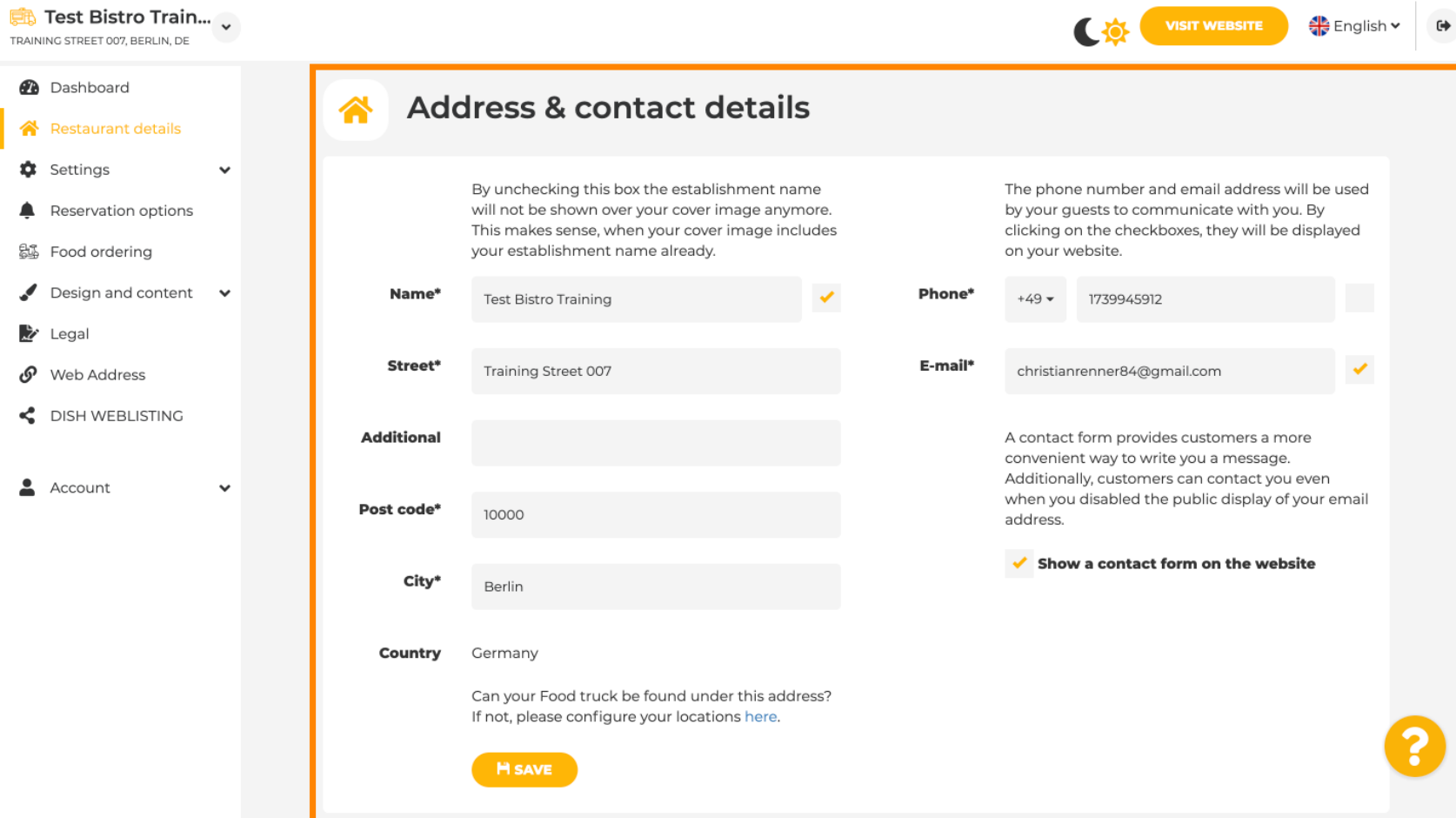


Le **tableau de bord** fournit un aperçu du trafic sur le site Web. Ces statistiques peuvent être utiles pour des analyses plus approfondies.



Sur **Détails du restaurant**, les données de contact de l'établissement peuvent être modifiées.



The screenshot shows the 'Address & contact details' section of the restaurant's admin panel. The left sidebar contains navigation options: Dashboard, Restaurant details (highlighted), Settings, Reservation options, Food ordering, Design and content, Legal, Web Address, DISH WEBLISTING, and Account. The main content area is titled 'Address & contact details' and includes the following information:

- Name***: Test Bistro Training
- Street***: Training Street 007
- Additional**: [Empty field]
- Post code***: 10000
- City***: Berlin
- Country**: Germany
- Phone***: +49 1739945912
- E-mail***: christianrenner84@gmail.com
- Additional Info**:
 - By unchecking this box the establishment name will not be shown over your cover image anymore. This makes sense, when your cover image includes your establishment name already.
 - The phone number and email address will be used by your guests to communicate with you. By clicking on the checkboxes, they will be displayed on your website.
 - A contact form provides customers a more convenient way to write you a message. Additionally, customers can contact you even when you disabled the public display of your email address.
 - Show a contact form on the website**

At the bottom, there is a 'SAVE' button and a help icon (question mark).

De plus, les **comptes de médias sociaux** de l'établissement peuvent être liés.

The screenshot displays the administration interface for a restaurant named "Test Bistro Train...". The top navigation bar includes a "VISIT WEBSITE" button and a language selector set to "English". A sidebar on the left lists various management options: Dashboard, Restaurant details (highlighted), Settings, Reservation options, Food ordering, Design and content, Legal, Web Address, DISH WEBLISTING, and Account.

The main content area is divided into two sections. The upper section, titled "Restaurant details", contains input fields for "Post code*" (10000), "City*" (Berlin), and "Country" (Germany). Below these fields is a question: "Can your Food truck be found under this address? If not, please configure your locations [here](#)." A "SAVE" button is located at the bottom of this section. To the right of the input fields, there is a note: "when you disabled the public display of your email address." and a checked checkbox labeled "Show a contact form on the website".

The lower section, titled "Social network links", is highlighted with an orange border. It features a list of linked social media accounts. The first entry is for Facebook with the URL "https://www.facebook.com/nuovomario/" and a red "X REMOVE" button. The second entry is for a Generic link with the URL "https://www.youtube.com/c/DISHSupport/featured" and another red "X REMOVE" button. Below the list is a "+ ADD LINK" button and a "SAVE" button. A yellow question mark icon is positioned in the bottom right corner of this section.

At the bottom of the page, there is a footer with the text "Designed by DISH Digital Solutions GmbH. All rights reserved." and a series of links: "Imprint | FAQ | Terms of Use | Data Privacy | Privacy Settings".

Cliquez sur **Heures d'ouverture** , sous Paramètres, pour modifier les heures d'ouverture.

The screenshot shows the 'Opening hours' configuration page in the DISH admin interface. The page is titled 'Opening hours' and is part of the 'Settings' section for 'Test Bistro Train...'. The interface is designed for configuring the opening hours for different days of the week. The days shown are Monday, Tuesday, Wednesday, and Thursday. For each day, there is a time interval selector (10 AM - 10 PM), a location dropdown menu, and buttons for 'ADD KITCHEN HOURS' and 'NEW TIME INTERVAL'. The sidebar on the left contains navigation options like 'Dashboard', 'Restaurant details', 'Settings', 'Opening hours', 'Categories', 'Services', 'Payment options', 'Menu', 'Offerings', 'Analytics', 'Reservation options', 'Food ordering', 'Design and content', 'Legal', 'Web Address', 'DISH WEBLISTING', and 'Account'. The top right of the page shows 'VISIT WEBSITE' and language settings (English).

Vous pouvez également définir **des heures d'ouverture** pour d'autres **adresses de lieux** .

Test Bistro Train...
TRAINING STREET 007, BERLIN, DE

Settings ▾
Opening hours

Saturday 12 AM 00 - 11 PM 00
Select location
ADD KITCHEN HOURS
NEW TIME INTERVAL

Sunday - closed -
NEW TIME INTERVAL
+ ADD EXCEPTION

Display your opening status (open/closed) on your cover image

Sync my opening hours with Dish Reservation

SAVE

Locations addresses
+ ADD NEW LOCATION

Designed by DISH Digital Solutions GmbH. All rights reserved. Imprint | FAQ | Terms of Use | Data Privacy | Privacy Settings



Dans **Catégories**, vous pouvez modifier la catégorie d'entreprise. **Remarque : toute modification aura également un impact sur les modifications apportées aux offres et aux services.**

The screenshot shows the 'Business category' selection interface in the DISH admin panel. The page title is 'Business category' with a fork and knife icon. Below the title, a message states: 'Your establishment type helps enhance your website options and optimises the visibility of your website on web search engines.' A grid of 18 category options is displayed, each with an icon and a radio button for selection. The 'Foodtruck' category is currently selected, indicated by a yellow dot in its radio button. At the bottom of the grid is a yellow 'SAVE' button. A sidebar on the left contains navigation options: Dashboard, Restaurant details, Settings (expanded), Opening hours, Categories (highlighted), Services, Payment options, Menu, Offerings, Analytics, Reservation options, Food ordering, Design and content (expanded), Legal, Web Address, DISH WEBLISTING, and Account. The top navigation bar includes the store name 'Test Bistro Train...', location 'TRAINING STREET 007, BERLIN, DE', a 'VISIT WEBSITE' button, and a language selector set to 'English'.

Category	Selected
Bakery	<input type="radio"/>
Bar	<input type="radio"/>
Bistro	<input type="radio"/>
Butcher	<input type="radio"/>
Café	<input type="radio"/>
Canteen	<input type="radio"/>
Catering	<input type="radio"/>
Confectionery	<input type="radio"/>
Cooking school	<input type="radio"/>
Crêperie	<input type="radio"/>
Diner	<input type="radio"/>
Foodtruck	<input checked="" type="radio"/>
Heuriger	<input type="radio"/>
Hotel	<input type="radio"/>
Kiosk	<input type="radio"/>
Nightclub	<input type="radio"/>
Restaurant	<input type="radio"/>
Shisha lounge	<input type="radio"/>

Sur **les services**, vous pouvez **modifier** ou **ajouter** les services de l'établissement. Ils ont un impact sur la visibilité des moteurs de recherche web.

Test Bistro Train...
TRAINING STREET 007, BERLIN, DE

English

Services

Your services will be displayed on the generated website as icons. This will help your visitors understand which services are available in your establishment and will optimise visibility of your website on web search engines.

Accessible <input checked="" type="checkbox"/>	Air conditioning <input checked="" type="checkbox"/>	Buffet <input checked="" type="checkbox"/>	Catering <input checked="" type="checkbox"/>	Delivery <input checked="" type="checkbox"/>	Free Wifi <input type="checkbox"/>
Heated terrace <input type="checkbox"/>	Kid's corner <input checked="" type="checkbox"/>	Outside seating <input type="checkbox"/>	Paid Wifi <input type="checkbox"/>	Pets allowed <input type="checkbox"/>	Private events <input checked="" type="checkbox"/>
Rooftop Bar <input type="checkbox"/>	Room service <input type="checkbox"/>	Self parking <input checked="" type="checkbox"/>	Smoking area <input checked="" type="checkbox"/>	Takeaway <input checked="" type="checkbox"/>	Valet parking <input type="checkbox"/>

?

Dans **les options de paiement**, vous pouvez activer ou désactiver les options de paiement.

Test Bistro Train...
TRAINING STREET 007, BERLIN, DE

VISIT WEBSITE English

- Dashboard
- Restaurant details
- Settings**
 - Opening hours
 - Categories
 - Services
 - Payment options**
 - Menu
 - Offerings
 - Analytics
- Reservation options
- Food ordering
- Design and content
- Legal
- Web Address
- DISH WEBLISTING
- Account

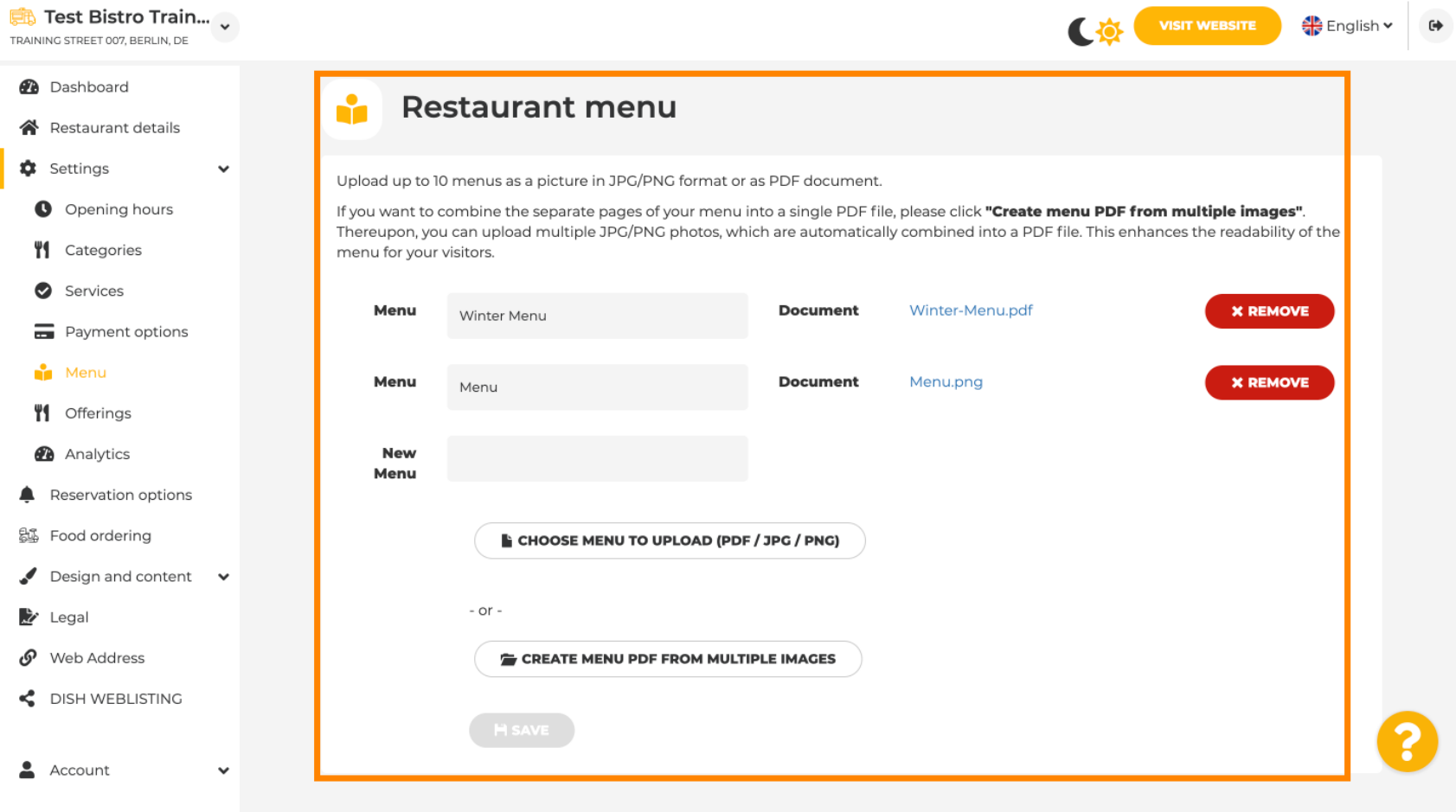
Accepted payment options

Select the payment methods accepted by your establishments. These methods will be displayed on your website and will help optimise your website search results.

AMEX <input checked="" type="checkbox"/>	Apple Pay <input checked="" type="checkbox"/>	Bank transfer <input checked="" type="checkbox"/>	Cash <input checked="" type="checkbox"/>	Cheque <input type="checkbox"/>	Contactless payment <input type="checkbox"/>
Debit Card <input type="checkbox"/>	Diners Club <input checked="" type="checkbox"/>	EC Card <input checked="" type="checkbox"/>	Maestro <input checked="" type="checkbox"/>	Mastercard <input checked="" type="checkbox"/>	PayPal <input checked="" type="checkbox"/>
Ticket Restaurant@ <input type="checkbox"/>	VISA <input type="checkbox"/>				



Dans **le menu**, vous pouvez ajouter un nouveau menu au site Web. Il vous suffit de télécharger un document ou de créer un PDF à partir d'images.



Test Bistro Train...
TRAINING STREET 007, BERLIN, DE

Dashboard
Restaurant details
Settings
Opening hours
Categories
Services
Payment options
Menu
Offerings
Analytics
Reservation options
Food ordering
Design and content
Legal
Web Address
DISH WEBLISTING
Account

Restaurant menu

Upload up to 10 menus as a picture in JPG/PNG format or as PDF document.
If you want to combine the separate pages of your menu into a single PDF file, please click **"Create menu PDF from multiple images"**. Thereupon, you can upload multiple JPG/PNG photos, which are automatically combined into a PDF file. This enhances the readability of the menu for your visitors.

Menu	Document	Action
Winter Menu	Winter-Menu.pdf	REMOVE
Menu	Menu.png	REMOVE
New Menu		

CHOOSE MENU TO UPLOAD (PDF / JPG / PNG)

- or -

CREATE MENU PDF FROM MULTIPLE IMAGES

SAVE

- 🕒 Dans **les offres** , vous pouvez modifier les types de cuisine et autres offres générales. **Remarque : sélectionnez judicieusement votre cuisine principale, car cela aura un impact sur le texte automatisé et les résultats des moteurs de recherche.**



- Dashboard
- Restaurant details
- Settings
- Opening hours
- Categories
- Services
- Payment options
- Menu
- Offerings
- Analytics
- Reservation options
- Food ordering
- Design and content
- Legal
- Web Address
- DISH WEBLISTING
- Account

Your offerings

Main Cuisine

Select your "main" food offering/cuisine type below. It will be used to generate automatic text and titles for your website, for better search engine optimisation (SEO). By doing this, online searchers and diners can find your website easily for your specialty, help you to improve guest satisfaction and gain a loyal following.

Select your main cuisine type

Italian

SAVE

Types of Cuisines

- | | | | | |
|------------------------------------|-------------------------------------|----------------------------------------|--------------------------------------|--------------------------------------|
| <input type="checkbox"/> Afghani | <input type="checkbox"/> African | <input type="checkbox"/> American | <input type="checkbox"/> Arabian | <input type="checkbox"/> Argentinean |
| <input type="checkbox"/> Armenian | <input type="checkbox"/> Asian | <input type="checkbox"/> Austrian | <input type="checkbox"/> Azerbaijani | <input type="checkbox"/> Balkan |
| <input type="checkbox"/> Belgian | <input type="checkbox"/> Brazilian | <input type="checkbox"/> British | <input type="checkbox"/> Caribbean | <input type="checkbox"/> Chinese |
| <input type="checkbox"/> Colombian | <input type="checkbox"/> Corsican | <input type="checkbox"/> Creole | <input type="checkbox"/> Croatian | <input type="checkbox"/> Cuban |
| <input type="checkbox"/> Czech | <input type="checkbox"/> Dutch | <input type="checkbox"/> English | <input type="checkbox"/> European | <input type="checkbox"/> French |
| <input type="checkbox"/> Georgian | <input type="checkbox"/> German | <input type="checkbox"/> Greek | <input type="checkbox"/> Hawaiian | <input type="checkbox"/> Hungarian |
| <input type="checkbox"/> Indian | <input type="checkbox"/> Indonesian | <input type="checkbox"/> International | <input type="checkbox"/> Irish | <input type="checkbox"/> Israeli |



Sous **Analytics** , vous pouvez insérer votre **code Analytics** .

The screenshot displays the administration interface for 'Test Bistro Train...' located at 'TRAINING STREET 007, BERLIN, DE'. The top navigation bar includes a 'VISIT WEBSITE' button and a language selector set to 'English'. The left sidebar lists various settings categories, with 'Analytics' currently selected and highlighted in orange. The main content area is titled 'Custom Google Analytics' and features a text input field for the 'Google Universal Analytics' code, with a 'SAVE' button below it. The footer contains the text 'Designed by DISH Digital Solutions GmbH. All rights reserved.' and a series of links: 'Imprint | FAQ | Terms of Use | Data Privacy | Privacy Settings'.



Dans **Réservations** , vous pouvez sélectionner les options préférées pour recevoir des réservations via le site Web.

The screenshot displays the 'Reservations' management interface. On the left is a navigation menu with items like Dashboard, Restaurant details, Settings, Reservation options (highlighted), Food ordering, Design and content, Legal, Web Address, DISH WEBLISTING, and Account. The main content area is titled 'Reservations' and includes a bell icon. Below the title is a descriptive text: 'Pick your preferred channels to receive direct reservations ! Remember that most customers want to have direct answers. Therefore, activate the online DISH RESERVATION and gain time managing your reservations!'. There are three main settings cards:

- E-mail**: Status 'INACTIVE'. Description: 'Please note that most customers expect an answer within 24 hours. Make sure you check your e-mails regularly.' Includes an 'E-mail' input field and a 'SAVE' button.
- Phone**: Status 'INACTIVE'. Description: 'Reservations via phone are the easiest way to get reservation requests from customers.' Includes a '+49' dropdown and a 'Phone' input field, and a 'SAVE' button.
- Online reservation**: Status 'ACTIVE'. Description: 'Online reservations allow your guests to make a reservation at any time. You get an overview of the reservations and have the chance to interact with your guests. Your online DISH RESERVATION is now visible on your website and your guests can make reservations. To view your reservation settings and manage your bookings, click the button below.' Includes a 'GO TO DISH RESERVATION' button and a 'SAVE' button.

At the top right of the admin panel, there are icons for a moon, a sun, a 'VISIT WEBSITE' button, a language selector set to 'English', and a help icon (a question mark in a circle).



Lors de la commande de plats , vous pouvez désactiver ou activer un formulaire de commande pour les commandes à emporter. Remarque : cette fonctionnalité sera disponible une fois qu'un menu aura été téléchargé sur le site Web.

Test Bistro Train...
TRAINING STREET 007, BERLIN, DE



VISIT WEBSITE

English



- Dashboard
- Restaurant details
- Settings
- Reservation options
- Food ordering**
- Design and content
- Legal
- Web Address
- DISH WEBLISTING
- Account



Food ordering

ACTIVE

You can now enable your website visitors to order food "to go" from your establishment! Simply enable the option below and make sure to upload your menu.

Please stick to the laws and actual rules in your country, when enabling this functionality

Once this option is enabled, make sure you monitor your emails closely so that you do not miss any food ordering requests.

Disable Enable

Receive orders outside of my opening hours

This checkbox enables the "Order Food" option on your website when you are closed

Services available

Pickup Delivery Eat In

Payment methods available

Cash Credit card Debit card EC card

Link to your preferred Food Ordering service

Add the link to your preferred Food Order service so your customers can be redirected accordingly.

By default and if it has not been modified, the DISH Order Storefront link is automatically loaded in this field.

<https://www.ubereats.com/pt-en/store/holy-sandwich-shop/-HhkXsxRI>



- 🔑 Sous **Modèle de conception**, vous pouvez choisir entre différents modèles de conception et en cliquant sur **APPLIQUER** votre choix est activé. **Remarque : faites défiler vers le bas pour voir les autres modèles de conception.**

Test Bistro Train...
TRAINING STREET 007, BERLIN, DE



VISIT WEBSITE

English



- Dashboard
- Restaurant details
- Settings
- Reservation options
- Food ordering
- Design and content
 - Design Template**
 - Template customization
 - Gallery media
 - Description
 - Content
 - Section layout
- Legal
- Web Address
- DISH WEBLISTING
- Account





Sous **Personnalisation du modèle**, vous pouvez personnaliser la couleur du site Web. Cliquez sur la **couleur** que vous souhaitez pour votre configuration. **Remarque : il s'agit d'une fonction premium.**

The screenshot shows the administration interface for 'Test Bistro Train...'. The left sidebar lists various settings, with 'Design and content' expanded to show 'Template customization'. The main area is titled 'Main image & colour' and includes:

- Main image:** A section with a 'CHANGE IMAGE' button and a description: 'The main image displayed in the head section of your website. Choose an expressive image - it will be the first thing that visitor see on your site.'
- Darkening:** A slider control ranging from 'regular' to 'dark' with a description: 'Depending on the image it might be useful to darken it, so that you can read the headline better.'
- Colour:** A grid of 40 color swatches with names: Amber, Blue, Blue-Gray, Brown, Cadet Blue, Cherry Red, Cyan, Dark Cream, Deep Orange, Deep Purple, Ginger, Gray, Green, Honey, Indigo, Juniper, Light Blue, Light Green, Lime, Medall..., Mint, Navy, Orange, Pastel Blue, Pastel Green, Pastel Peach, Pastel Pink, Pastel Purple, Pink, Pink Blush.

Faites défiler vers le bas pour ajuster les polices de votre site Web.

The screenshot shows the administration interface for 'Test Bistro Train...'. The left sidebar lists various settings, with 'Design and content' expanded to show 'Design Template', 'Template customization', 'Gallery media', 'Description', 'Content', 'Section layout', 'Legal', 'Web Address', 'DISH WEBLISTING', and 'Account'. The main content area is titled 'Fonts' and includes three font selection dropdowns: 'Title font' (Open Sans Extrabold), 'Subtitle font' (Pacifico), and 'Body font' (Open Sans). To the right of these dropdowns, the preview text 'Website title' and 'Website subtitle' is shown in their respective fonts. Below the font settings is a 'SAVE' button. At the bottom of the page, the 'Establishment Logo' section is visible, with a checked option 'Display your logo on your website' and a help icon (question mark in a circle).

Chez **Establishments Logo**, vous pouvez télécharger votre logo sur votre site Web.

The screenshot shows the 'Establishment Logo' configuration page in the DISH admin interface. The page is titled 'Establishment Logo' and contains two main sections for logo settings:

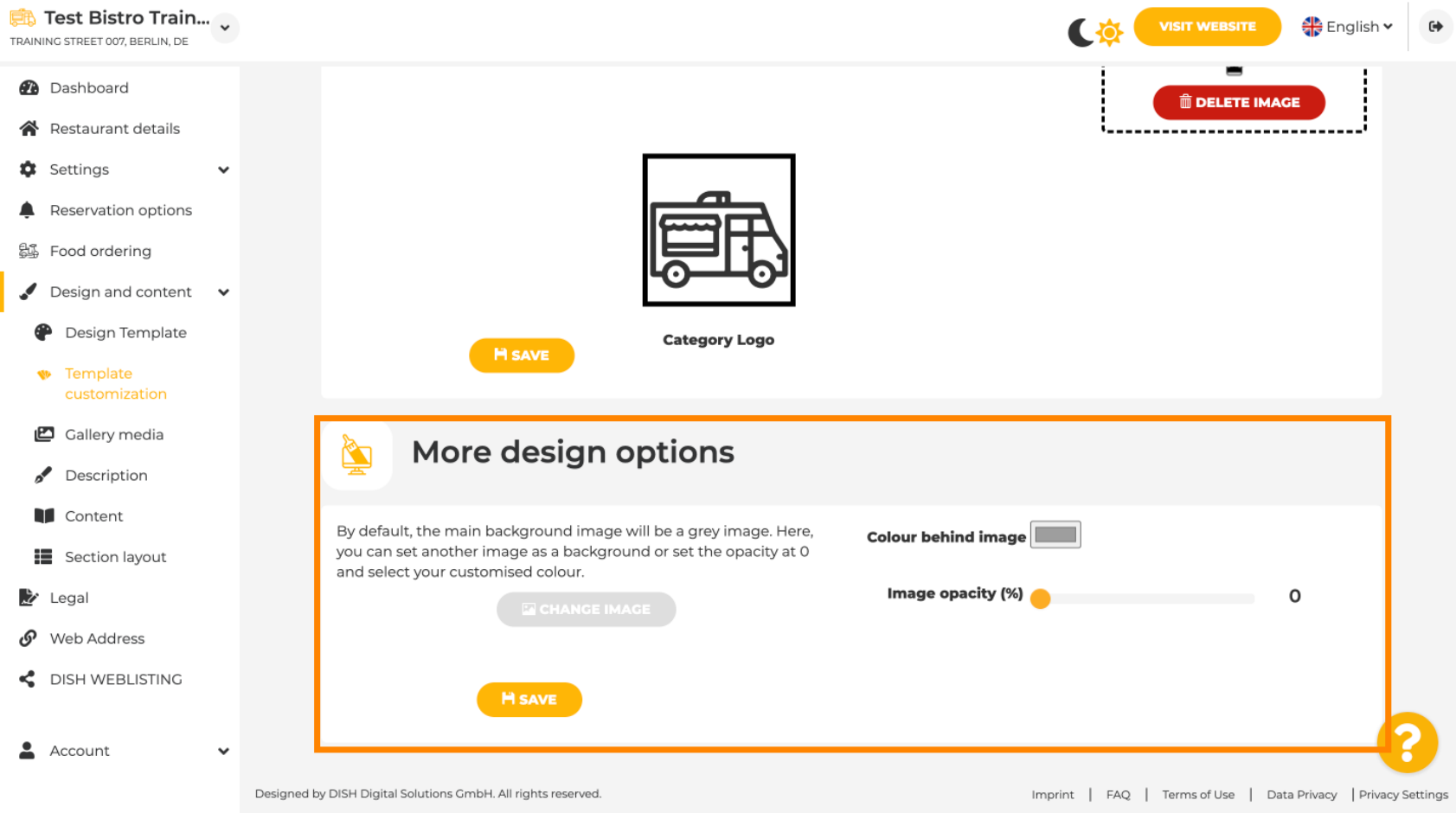
- Display your logo on your website:** This section is checked. Below it, a text box explains: 'Your logo will be displayed on the top left on your website. If you don't upload any logo picture, your establishment name will be used as a logo.'
- Display your logo in browser tab:** This section is unchecked. Below it, a text box explains: 'Your logo will be displayed in the browser tab icon. If you deselect this option or have no logo uploaded, the category image will be displayed instead.'

On the right side of the page, there is a dashed box representing a logo upload area. It contains the text 'Drag your logo here or [BROWSE](#)' and a 'DELETE IMAGE' button. Below this area is a 'Category Logo' placeholder showing a food truck icon. At the bottom left of the main content area is a 'SAVE' button. At the bottom right is a help icon (a question mark in a circle). Below the main content area is a section titled 'More design options' with a pencil icon.

The left sidebar shows the navigation menu with 'Design and content' expanded. The top navigation bar includes the restaurant name 'Test Bistro Train...', location 'TRAINING STREET 007, BERLIN, DE', a 'VISIT WEBSITE' button, and a language selector set to 'English'.



Si vous faites défiler la page plus loin, vous aurez accès à davantage d'options de conception. Vous pouvez télécharger une **image d'arrière-plan**, définir la **couleur derrière l'image** et l' **opacité de l'image**.

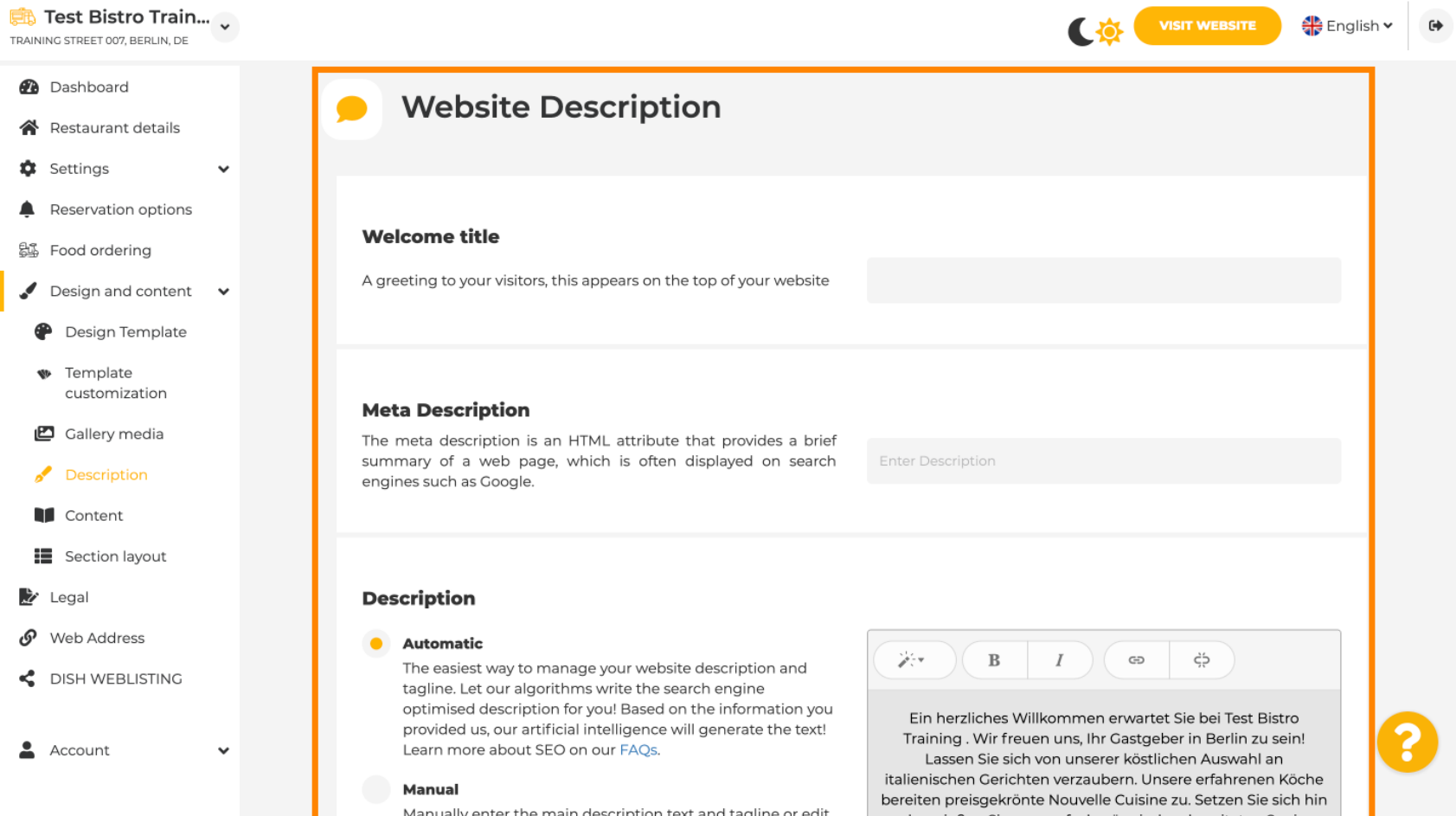


The screenshot displays the administration interface for 'Test Bistro Train...'. The left sidebar lists various management options, with 'Design and content' expanded to show 'Template customization'. The main content area features a 'Category Logo' section with a 'DELETE IMAGE' button and a 'SAVE' button. Below this, a 'More design options' section is highlighted with an orange border. It includes a 'CHANGE IMAGE' button, a 'Colour behind image' selector, and an 'Image opacity (%)' slider set to 0. A 'SAVE' button is located at the bottom of this section. The footer contains copyright information and links for Imprint, FAQ, Terms of Use, Data Privacy, and Privacy Settings.

Sous **Galerie média** , vous pouvez télécharger des photos de votre établissement.

The screenshot shows the 'Your Galleries' section of the DISH admin panel. The left sidebar contains a navigation menu with items like 'Dashboard', 'Restaurant details', 'Settings', 'Reservation options', 'Food ordering', 'Design and content', 'Description', 'Content', 'Section layout', 'Legal', 'Web Address', 'DISH WEBLISTING', and 'Account'. The 'Gallery media' item is highlighted in orange. The main content area is titled 'Your Galleries' and shows a gallery titled 'Le nostre specialità'. The gallery is currently 'Active' (indicated by a toggle switch). There are 'DELETE' and 'EDIT' buttons. The gallery contains four items: 'Frühstück in Jordan's', 'Kaffeemaschine in Jordan's', 'Kaffe zubereitet von unserem Barista', and 'Inneneinrichtung von Jordan's'. Below the gallery, there is a text input field 'Enter the new gallery title here...' and a 'CREATE A NEW GALLERY' button. The footer of the admin panel includes 'Designed by DISH Digital Solutions GmbH. All rights reserved.' and links for 'Imprint', 'FAQ', 'Terms of Use', 'Data Privacy', and 'Privacy Settings'. A yellow question mark icon is located in the bottom right corner of the gallery area.

Sous Description, vous pouvez modifier le **titre de bienvenue** , la **méta description** et la **description principale de votre site Web** .



The screenshot shows the administration interface for 'Test Bistro Train...' located at 'TRAINING STREET 007, BERLIN, DE'. The left sidebar contains various menu items, with 'Description' highlighted in orange. The main content area is titled 'Website Description' and is divided into three sections:

- Welcome title:** A greeting to your visitors, this appears on the top of your website. It includes a text input field.
- Meta Description:** The meta description is an HTML attribute that provides a brief summary of a web page, which is often displayed on search engines such as Google. It includes a text input field with the placeholder 'Enter Description'.
- Description:** This section offers two options:
 - Automatic:** The easiest way to manage your website description and tagline. Let our algorithms write the search engine optimised description for you! Based on the information you provided us, our artificial intelligence will generate the text! Learn more about SEO on our [FAQs](#).
 - Manual:** Manually enter the main description text and tagline or edit

Below the 'Automatic' option, there is a rich text editor with a toolbar containing icons for bold (B), italic (I), link (G), and unlink (G with slash). The editor contains the following text:

Ein herzliches Willkommen erwartet Sie bei Test Bistro Training . Wir freuen uns, Ihr Gastgeber in Berlin zu sein! Lassen Sie sich von unserer köstlichen Auswahl an italienischen Gerichten verzaubern. Unsere erfahrenen Köche bereiten preisgekrönte Nouvelle Cuisine zu. Setzen Sie sich hin und genießen Sie unsere feinsten und besten Zutaten.

A yellow question mark icon is visible in the bottom right corner of the main content area.



La description principale peut être écrite manuellement ou générée automatiquement.

Test Bistro Train...
TRAINING STREET 007, BERLIN, DE

Dashboard

Restaurant details

Settings

Reservation options

Food ordering

Design and content

Design Template

Template customization

Gallery media

Description

Content

Section layout

Legal

Web Address

DISH WEBLISTING

Account

Description

Automatic
The easiest way to manage your website description and tagline. Let our algorithms write the search engine optimised description for you! Based on the information you provided us, our artificial intelligence will generate the text! Learn more about SEO on our [FAQs](#).

Manual
Manually enter the main description text and tagline or edit the generated texts to have more control on the way you want to communicate with your customers. This text should be written in compliance with the SEO guidelines! If you are not sure about how to write a SEO optimised text, please read our [FAQs](#) or use the automatic description service above.

Ein herzliches Willkommen erwartet Sie bei Test Bistro Training . Wir freuen uns, Ihr Gastgeber in Berlin zu sein! Lassen Sie sich von unserer köstlichen Auswahl an italienischen Gerichten verzaubern. Unsere erfahrenen Köche bereiten preisgekrönte Nouvelle Cuisine zu. Setzen Sie sich hin und genießen Sie unsere fachmännisch zubereiteten Speisen, die für jeden Geschmack etwas bieten. Wenn Sie eine Naschkatze sind, werden Sie unser köstliches Eis und unsere Waffeln genießen. Ergänzen Sie Ihre Mahlzeit mit leckerem Bier, Cocktails, Craft-Bier und Wein. Genießen Sie Mittag- und Abendessen in unserem stilvollen Lokal. Zusätzlich zu unserem tollen Service haben wir eine schöne Lounge.

Ein unvergessliches Abenteuer der italienischen Küche!

Erleben Sie das Vergnügen eines Gourmet-Essens zu Hause mit unserer Option zum Mitnehmen und Liefern. Unser

GENERATE

🔑 Pour rendre votre site Web plus percutant, ajoutez un slogan.

The screenshot displays the administration interface for a website. On the left is a vertical sidebar menu with the following items: Dashboard, Restaurant details, Settings, Reservation options, Food ordering, Design and content (highlighted with an orange bar), Design Template, Template customization, Gallery media, Description, Content, Section layout, Legal, Web Address, DISH WEBLISTING, and Account. The main content area is titled 'Test Bistro Train...' with the address 'TRAINING STREET 007, BERLIN, DE'. At the top right, there are icons for a moon and sun, a 'VISIT WEBSITE' button, and a language selector set to 'English'. The 'Tagline' section is highlighted with an orange border and contains the text: 'Search Impactful: This is a title for your website description (please note that it is only editable when your Description is set to Manual)'. Below this is a text input field containing 'Test Bistro Training Foodtruck'. Further down, there is a section titled 'Speak to your diners in english' with a toggle switch that is currently turned on. At the bottom, there is a 'Preview' section with a language dropdown set to 'Czech' and a 'PREVIEW' button. A 'SAVE' button is located at the bottom left, and a help icon (question mark) is at the bottom right.



Après avoir défini et modifié la description de votre site Web, vous pouvez également activer la fonction de traduction. **Remarque : il s'agit d'une fonction premium.**

The screenshot shows the administration interface for a restaurant website. The left sidebar contains a menu with items like Dashboard, Restaurant details, Settings, Reservation options, Food ordering, Design and content (highlighted), Design Template, Template customization, Gallery media, Description, Content, Section layout, Legal, Web Address, DISH WEBLISTING, and Account. The main content area is titled 'Test Bistro Train...' and includes a 'Tagline' section with a text input field containing 'Test Bistro Training Foodtruck'. Below this, a section titled 'Speak to your diners in english' features a descriptive paragraph and a toggle switch that is currently turned on. At the bottom, there is a 'Preview' section with a language dropdown set to 'Czech' and a 'PREVIEW' button. A 'SAVE' button is located at the bottom left, and a help icon (?) is at the bottom right.



Pour ajouter plus de contenu à votre site web, cliquez sur **Contenu** dans la barre de menu. Sélectionnez ici les **blocs de contenu** pour ajouter plus d'informations sur votre établissement.

The screenshot displays the administration interface for a restaurant website. At the top left, the restaurant name 'Test Bistro Train...' and address 'TRAINING STREET 007, BERLIN, DE' are visible. The top right contains a 'VISIT WEBSITE' button, a language selector set to 'English', and a user profile icon. A left-hand navigation menu lists various management options, with 'Content' highlighted in orange. The main content area, also outlined in orange, features a 'Content' header with a book icon and a descriptive paragraph. Below this, three content blocks are listed: 'About Us' (with a pencil icon), 'Vouchers' (with a coupon icon), and 'Events' (with a calendar icon). Each block has a plus sign icon to its right, indicating it can be added or edited. At the bottom of the page, there is a footer with the text 'Designed by DISH Digital Solutions GmbH. All rights reserved.' and a row of links: 'Imprint', 'FAQ', 'Terms of Use', 'Data Privacy', and 'Privacy Settings'. A circular help icon with a question mark is located in the bottom right corner of the dashboard area.



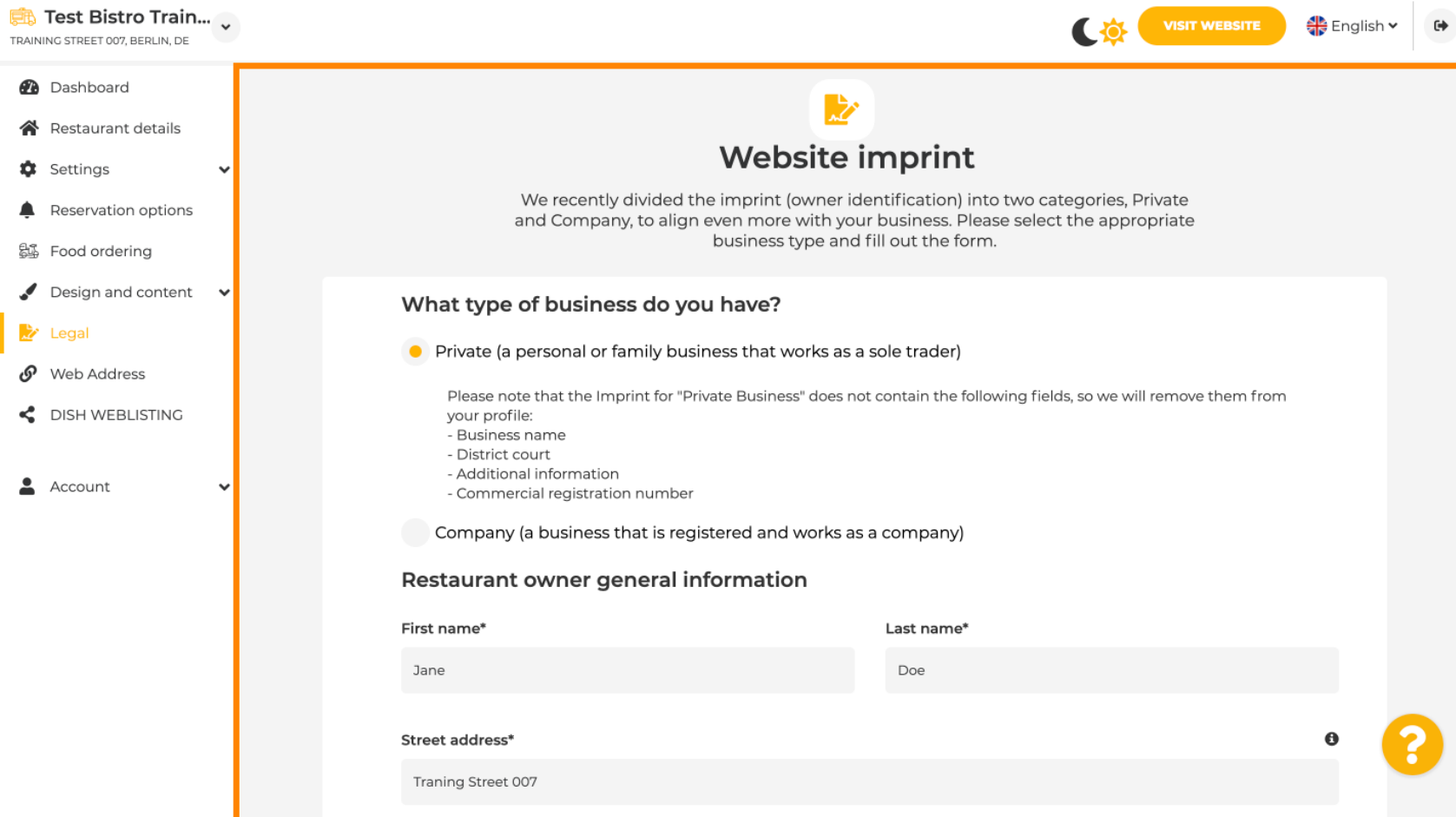
Sous Disposition des sections, vous pouvez voir comment le site Web est actuellement structuré. Cliquez et faites glisser la barre de contenu souhaitée vers la position souhaitée pour la modifier.

The screenshot displays the 'Section Layout' configuration page in the DISH administration panel. The page title is 'Section Layout' and it includes a sub-header: 'This is how the content on your website is layed out currently. Change the layout of your website by dragging the sections.' The layout consists of several sections, each with a grid icon, up/down arrows, and an edit icon:

- Header**: This section always stays at the top.
- Description**
- Menu**
- Map**
- Food Order**
- Reservation Widget**
- Opening hours**

The 'Section layout' menu item in the left sidebar is highlighted in orange. A yellow question mark icon is positioned at the bottom right of the 'Opening hours' section.

Cliquez sur **Mentions légales** dans la barre de menu si vous souhaitez personnaliser les mentions légales du site Web.



The screenshot shows the admin dashboard for 'Test Bistro Train...' located at 'TRAINING STREET 007, BERLIN, DE'. The 'Legal' menu item is highlighted in the left sidebar. The main content area displays the 'Website imprint' form, which includes a title, an explanatory paragraph, a question about business type, two radio button options, and a section for 'Restaurant owner general information' with input fields for 'First name*', 'Last name*', and 'Street address*'. A yellow question mark icon is visible in the bottom right corner of the form area.

Test Bistro Train...
TRAINING STREET 007, BERLIN, DE

Dashboard
Restaurant details
Settings
Reservation options
Food ordering
Design and content
Legal
Web Address
DISH WEBLISTING
Account

Website imprint

We recently divided the imprint (owner identification) into two categories, Private and Company, to align even more with your business. Please select the appropriate business type and fill out the form.

What type of business do you have?

Private (a personal or family business that works as a sole trader)

Please note that the Imprint for "Private Business" does not contain the following fields, so we will remove them from your profile:

- Business name
- District court
- Additional information
- Commercial registration number

Company (a business that is registered and works as a company)

Restaurant owner general information

First name* Last name*

Jane Doe

Street address*
Traning Street 007

- 0 Sous Politique de confidentialité, vous pouvez décider si vous souhaitez utiliser votre **propre politique de confidentialité** ou la **politique de confidentialité par défaut** . **Remarque : cliquez sur le lien bleu si vous souhaitez vérifier la politique de confidentialité par défaut.**

Test Bistro Train...
TRAINING STREET 007, BERLIN, DE



VISIT WEBSITE

English



- Dashboard
- Restaurant details
- Settings
- Reservation options
- Food ordering
- Design and content
- Legal**
- Web Address
- DISH WEBLISTING
- Account

Local Tax Number*

DE241324



Competent supervisory authority (if applicable)



Registration number for this authority (if applicable)



SAVE



Privacy policy

For legal reasons your website has to provide a privacy policy. You can use our default version or use your own.

- Use our default **privacy policy**
- Use your own **privacy policy**

SAVE

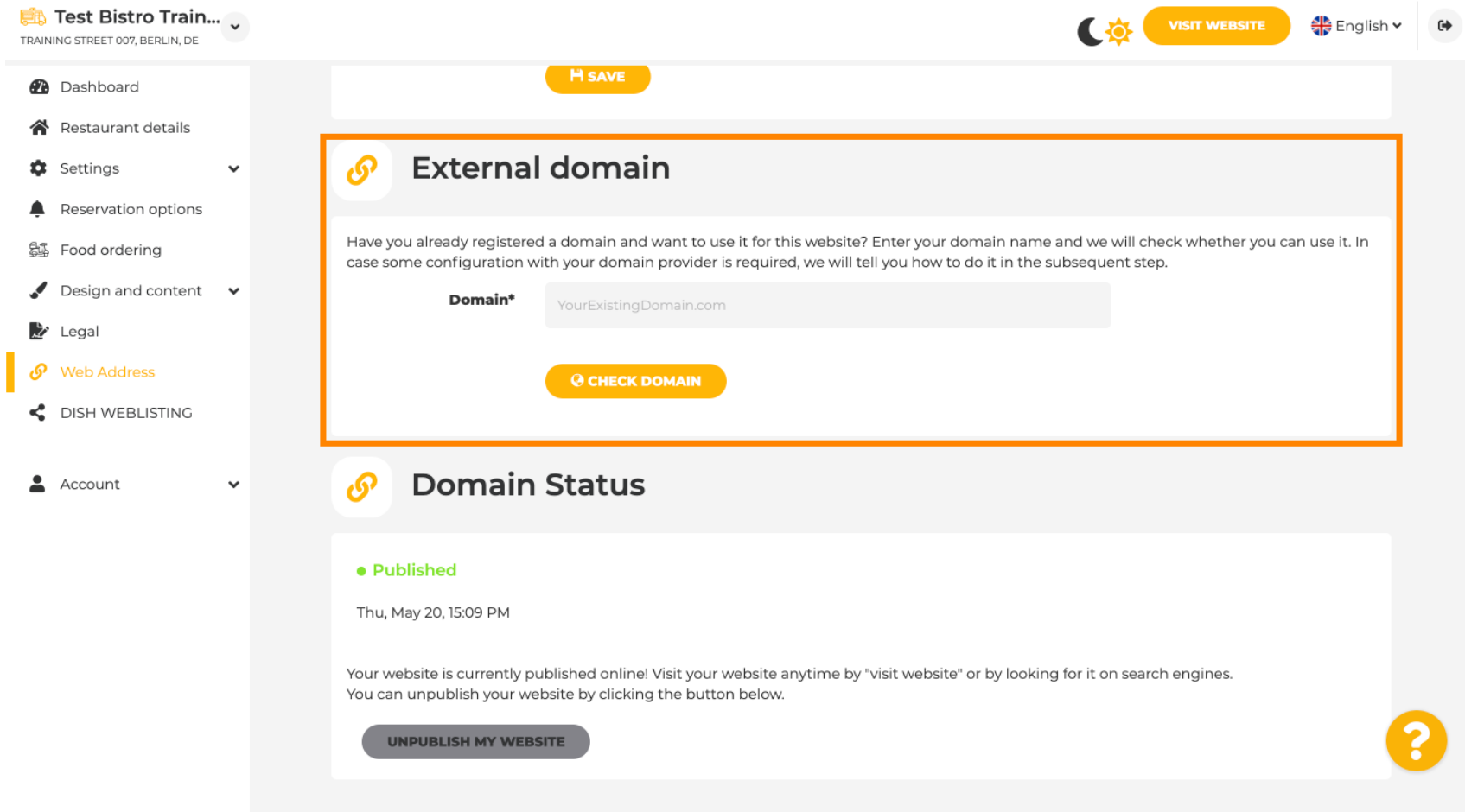




Sous Adresse Web, vous pouvez modifier votre adresse Web ou saisir votre domaine externe et vérifier si votre domaine est actuellement actif.

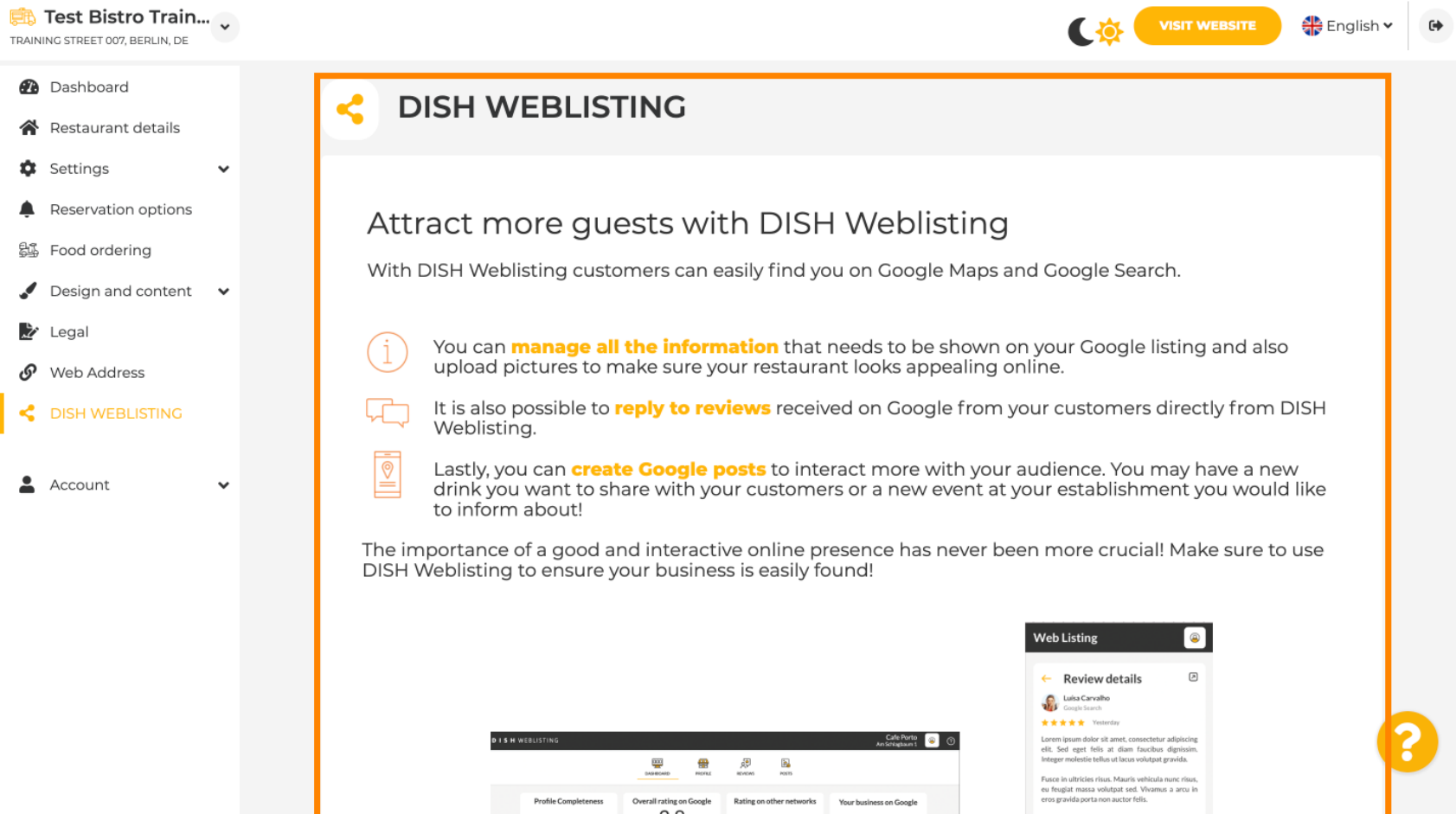
The screenshot shows the 'Web address' and 'External domain' settings in the DISH admin panel. The 'Web address' section includes a text input field with 'test-bistro-training-bar', a 'SAVE' button, and a list of domain options: 'eatbu.com' (selected), 'metro.bar', 'metro.biz', and 'metro.rest'. The 'External domain' section includes a text input field with 'YourExistingDomain.com', a 'CHECK DOMAIN' button, and a help icon. The left sidebar shows the navigation menu with 'Web Address' highlighted. The top right corner features a 'VISIT WEBSITE' button, a language selector set to 'English', and a refresh icon.

Tapez votre **domaine externe** souhaité et cliquez sur **vérifier le domaine** .



The screenshot displays the admin interface for 'Test Bistro Train...' with the address 'TRAINING STREET 007, BERLIN, DE'. The left sidebar lists navigation options: Dashboard, Restaurant details, Settings, Reservation options, Food ordering, Design and content, Legal, Web Address (highlighted), DISH WEBLISTING, and Account. The main content area features a 'SAVE' button at the top. The 'External domain' section, highlighted with an orange border, contains a text input field with 'YourExistingDomain.com' and a 'CHECK DOMAIN' button. Below it, the 'Domain Status' section shows a green 'Published' status with a timestamp 'Thu, May 20, 15:09 PM' and an 'UNPUBLISH MY WEBSITE' button. A 'VISIT WEBSITE' button and a language selector for 'English' are visible in the top right corner.

Sous **DISH WEBSITING**, vous pouvez connecter votre site Web DISH à DISH Weblisting, où vous pouvez gérer toutes les informations sociales.



The screenshot shows the DISH Weblisting administration interface. On the left is a navigation menu with options: Dashboard, Restaurant details, Settings, Reservation options, Food ordering, Design and content, Legal, Web Address, **DISH WEBSITING** (highlighted), and Account. The main content area is titled "DISH WEBSITING" and features the heading "Attract more guests with DISH Weblisting". Below this, it states: "With DISH Weblisting customers can easily find you on Google Maps and Google Search." Three key features are listed with icons: 1. "You can **manage all the information** that needs to be shown on your Google listing and also upload pictures to make sure your restaurant looks appealing online." 2. "It is also possible to **reply to reviews** received on Google from your customers directly from DISH Weblisting." 3. "Lastly, you can **create Google posts** to interact more with your audience. You may have a new drink you want to share with your customers or a new event at your establishment you would like to inform about!" A summary paragraph follows: "The importance of a good and interactive online presence has never been more crucial! Make sure to use DISH Weblisting to ensure your business is easily found!" At the bottom, there are two mobile app preview images: one showing the "DISH WEBSITING" dashboard and another showing a "Review details" screen for a user named "Luca Carvalho". A question mark icon is visible in the bottom right corner of the screenshot area.

Sous le menu **Vos données**, vous avez la possibilité de **modifier les données personnelles existantes** et d' **exporter les données personnelles**.

The screenshot shows the admin dashboard for 'Test Bistro Train...' with the following elements:

- Header:** Restaurant name, address (TRAINING STREET 007, BERLIN, DE), 'VISIT WEBSITE' button, language selector (English), and a help icon.
- Left Sidebar:** Navigation menu including Dashboard, Restaurant details, Settings, Reservation options, Food ordering, Design and content, Legal, Web Address, DISH WEBLISTING, Account, Your data (highlighted), and Profile.
- Main Content Area:**
 - A table with 3 columns and 4 rows of location data.
 - A section titled 'Change existing personal data' with a pencil icon, explaining that users can change data in 'Restaurant details', 'Imprint', and 'Profile'.
 - A section titled 'Export personal data' with a download icon, stating the user has the right to receive their data in a structured format, with an 'EXPORT' button below.
- Footer:** 'Designed by DISH Digital Solutions GmbH. All rights reserved.' and links for Imprint, FAQ, Terms of Use, Data Privacy, and Privacy Settings.

Paseo Imperial, 40	Hizmetleri Ticaret Sirketi Ltd. Sti.	43, Petra Crygorenka Street
28005 Madrid	Kocman Caddesi	02140 Kiev
	34540 Günesli-Bakirköy (Istanbul)	
Spain	Turkey	Ukraine



Sous Profil, vous pouvez définir les données personnelles de votre **profil utilisateur** ainsi que modifier votre mot de passe.

The screenshot displays the administration interface for 'Test Bistro Train...' located at 'TRAINING STREET 007, BERLIN, DE'. The top navigation bar includes a 'VISIT WEBSITE' button and a language selector set to 'English'. A sidebar on the left lists various menu items, with 'Account' expanded to show 'Your data' and 'Profile'. The main content area is divided into two sections: 'User profile' and 'Change your password'. The 'User profile' section, highlighted with an orange border, contains a form with the following fields: 'Salutation*' (Mr.), 'First Name*' (Test Max), 'Last name*' (Trainer), and 'E-mail*' (training@hd.digital). A 'SAVE' button is positioned below the form. The 'Change your password' section, also highlighted with an orange border, includes a lock icon and a message: 'To change the password of your DISH account, please click the following link.' Below this message is a 'CHANGE YOUR PASSWORD' button. A help icon (question mark) is visible in the bottom right corner of the highlighted area.

Pour supprimer votre établissement, veuillez vous connecter à votre compte DISH.

The screenshot displays the administration interface for a restaurant named "Test Bistro Train...". The top navigation bar includes a "VISIT WEBSITE" button and a language selector set to "English". A sidebar on the left lists various management options such as "Dashboard", "Restaurant details", "Settings", "Reservation options", "Food ordering", "Design and content", "Legal", "Web Address", "DISH WEBLISTING", "Account", "Your data", and "Profile".

The main content area is divided into three sections:

- Profile Information:** Fields for "First Name*" (Test Max), "Last name*" (Trainer), and "E-mail*" (training@hd.digital) with a "SAVE" button.
- Change your password:** A section with a lock icon and a "CHANGE YOUR PASSWORD" button, accompanied by the text: "To change the password of your DISH account, please click the following link."
- Delete establishment:** This section is highlighted with an orange border. It features a trash can icon and the heading "Delete establishment". Below the heading, a message states: "Deletion of the DISH WEBSITE account is not possible, please log into DISH." A question mark icon is located in the bottom right corner of this section.

At the bottom of the page, there is a footer with the text "Designed by DISH Digital Solutions GmbH. All rights reserved." and a series of links: "Imprint | FAQ | Terms of Use | Data Privacy | Privacy Settings".



Scannez pour accéder au lecteur interactif