

Cliquez sur **Emplacements** sous **RESTAURANT** .

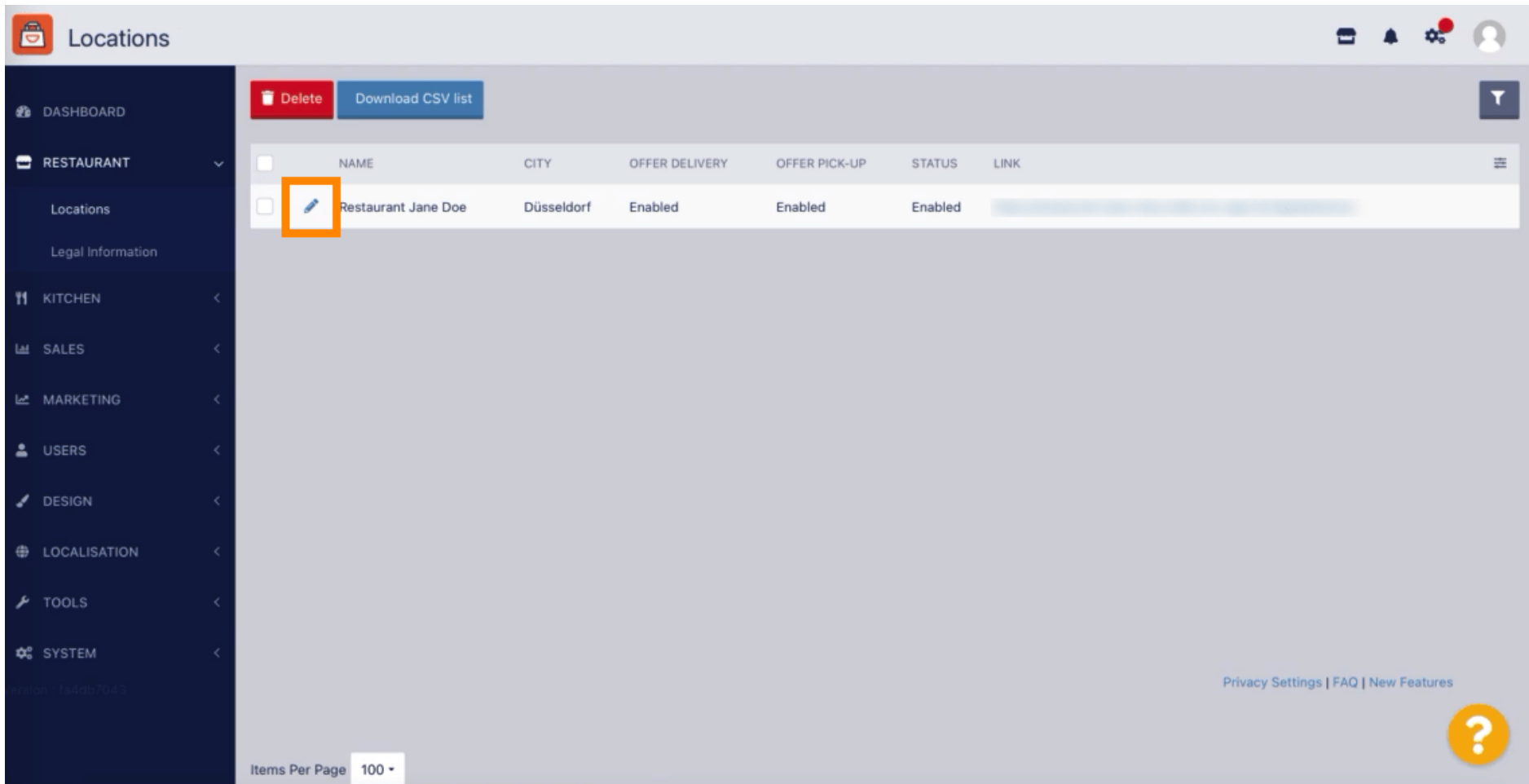
The screenshot shows the DISH dashboard interface. On the left, a dark blue sidebar menu is visible with the following items: DASHBOARD, RESTAURANT (highlighted with an orange box), Locations, Legal Information, KITCHEN, SALES, MARKETING, USERS, DESIGN, LOCALISATION, TOOLS, and SYSTEM. The main content area displays several key performance indicators (KPIs) in a grid format:

- Total Orders:** 10 (represented by a green shopping cart icon)
- Total Sales:** € 116.37 (represented by a green line graph icon)
- Total Delivery Orders:** € 0.00 (represented by a blue truck icon)
- Total Pick-up Orders:** € 224.26 (represented by a blue shopping bag icon)
- Total Lost Sales:** € 107.89 (represented by a red line graph icon)

Below the KPIs is a "Reports Chart" section. The chart title is "Reports Chart" and the date range is "January 26, 2023 - February 24, 2023". The chart displays three data series: Orders (blue), Customers (green), and Reviews (orange). The Y-axis ranges from 0 to 3. The chart shows two distinct peaks for the Orders series, with the first peak reaching a value of 3 and the second peak reaching a value of 2. A yellow question mark icon is located in the bottom right corner of the dashboard.



Cliquez sur l' **icône en forme de crayon** pour modifier les informations sur l'emplacement de votre restaurant.



The screenshot displays the 'Locations' management page in the DISH system. The page features a sidebar menu on the left with categories like DASHBOARD, RESTAURANT, KITCHEN, SALES, MARKETING, USERS, DESIGN, LOCALISATION, TOOLS, and SYSTEM. The main content area shows a table of restaurant locations. The table has columns for NAME, CITY, OFFER DELIVERY, OFFER PICK-UP, STATUS, and LINK. A single row is visible for 'Restaurant Jane Doe' in 'Düsseldorf', with 'Enabled' status for both delivery and pick-up. A pencil icon in the first column of this row is highlighted with an orange box, indicating the edit function. The interface also includes a top navigation bar with 'Delete' and 'Download CSV list' buttons, and a footer with a help icon and links for 'Privacy Settings | FAQ | New Features'.

<input type="checkbox"/>	NAME	CITY	OFFER DELIVERY	OFFER PICK-UP	STATUS	LINK
<input type="checkbox"/>	Restaurant Jane Doe	Düsseldorf	Enabled	Enabled	Enabled	



Cliquez sur l'onglet **Emballage**.

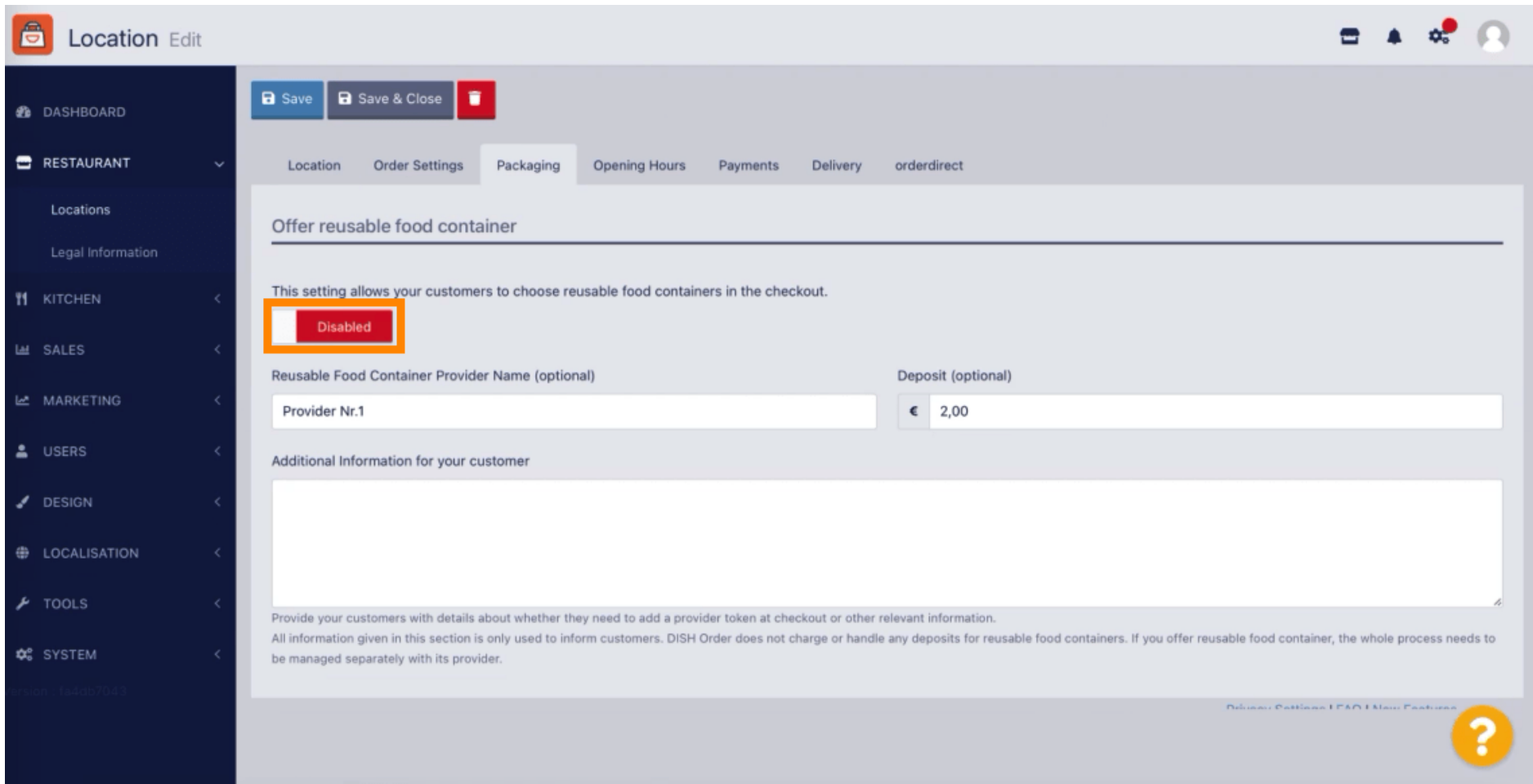
The screenshot shows the 'Location Edit' page in the DISH system. The 'Packaging' tab is highlighted with an orange box. The page contains several input fields and buttons:

- Save**, **Save & Close**, and a trash icon at the top.
- Navigation tabs: **Location**, **Order Settings**, **Packaging** (highlighted), **Opening Hours**, **Payments**, **Delivery**, and **orderdirect**.
- Name of the Restaurant**: Restaurant Jane Doe
- Slug**: [blurred] (Note: Use ONLY alpha-numeric lowercase characters and make sure it is unique GLOBALLY.)
- Email**: [blurred]
- Telephone**: +49 [blurred]
- Establishment ID**: [blurred]
- Logo**: [blurred] (Note: Select a logo for this location.)
- Header image**: [blurred] (Note: Select an image for your location that is displayed in the header of your DISH Order page)
- Webshop Status**: Enabled (Note: If your webshop is open, customers can see it and are able to place online orders)
- Subscription Status**: Inactive, Active, Suspended (Note: Reflects DISH Order subscription status)
- Address 1**: Metrostraße 1

A yellow question mark icon is visible in the bottom right corner of the interface.



Activez le bouton pour proposer à vos clients une option de contenant alimentaire réutilisable lors du paiement.



The screenshot shows the 'Location Edit' interface in the DISH system. The left sidebar contains navigation menus for DASHBOARD, RESTAURANT, KITCHEN, SALES, MARKETING, USERS, DESIGN, LOCALISATION, TOOLS, and SYSTEM. The main content area is titled 'Location Edit' and has tabs for Location, Order Settings, Packaging, Opening Hours, Payments, Delivery, and orderdirect. The 'Packaging' tab is active, showing the 'Offer reusable food container' setting. This setting is currently 'Disabled', which is highlighted by an orange box. Below this, there are input fields for 'Reusable Food Container Provider Name (optional)' (containing 'Provider Nr.1') and 'Deposit (optional)' (containing '€ 2,00'). A large text area for 'Additional Information for your customer' is also visible. At the bottom right, there is a help icon (a question mark in a circle).



Veillez saisir le **nom** du fournisseur de contenants alimentaires réutilisables ainsi que le **dépôt** .
Remarque : DISH Order ne facture ni ne gère aucun dépôt pour les contenants alimentaires réutilisables. L'ensemble du processus doit être géré avec son fournisseur.

Location Edit

Save Save & Close

Location Order Settings **Packaging** Opening Hours Payments Delivery orderdirect

Offer reusable food container

This setting allows your customers to choose reusable food containers in the checkout.

Enabled

Reusable Food Container Provider Name (optional)	Deposit (optional)
Provider Nr.1	€ 2,00

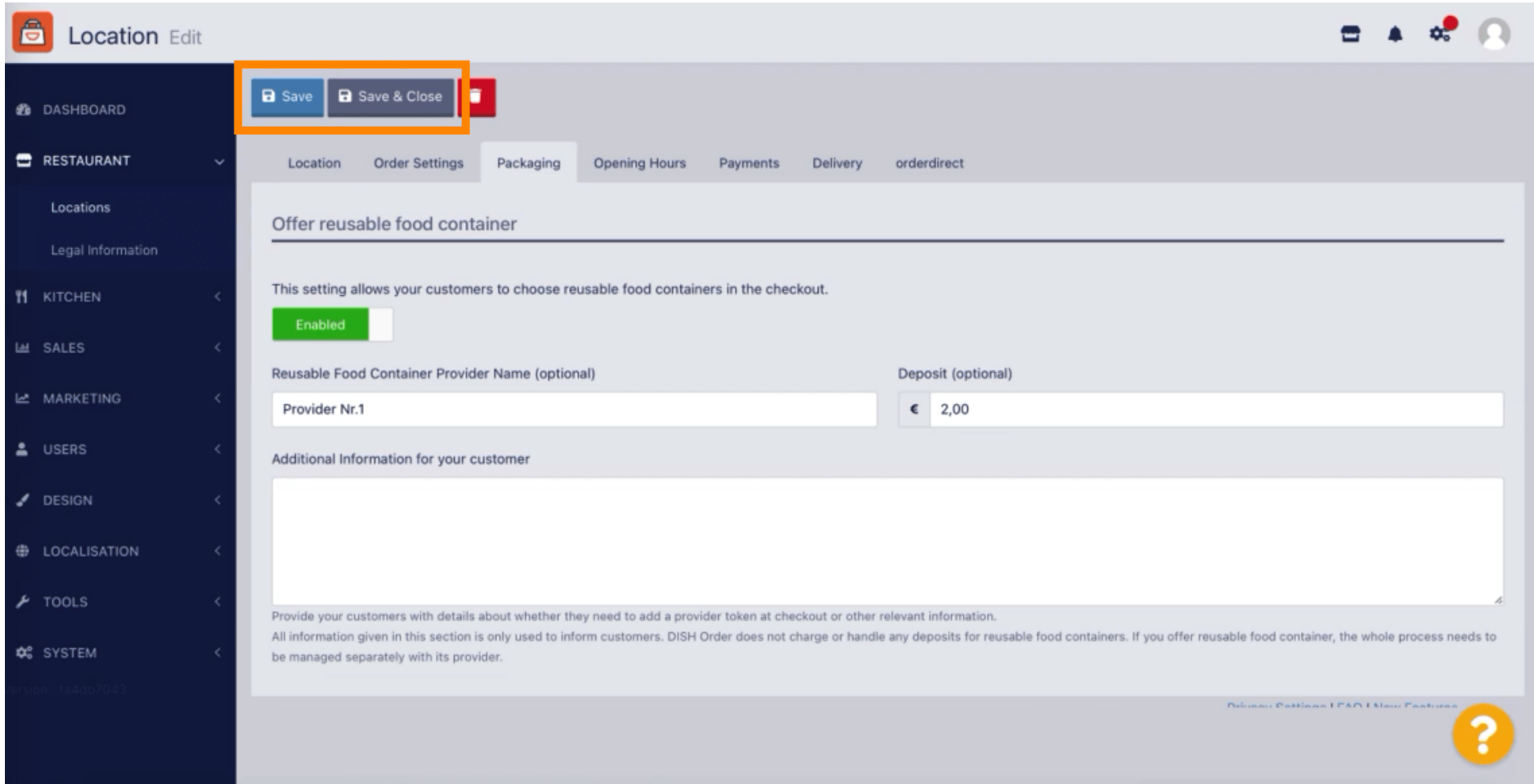
Additional Information for your customer

Provide your customers with details about whether they need to add a provider token at checkout or other relevant information. All information given in this section is only used to inform customers. DISH Order does not charge or handle any deposits for reusable food containers. If you offer reusable food container, the whole process needs to be managed separately with its provider.

Delivery Settings LEAD | New Features



Enregistrez maintenant vos modifications.



The screenshot shows the 'Location Edit' interface in the DISH system. The left sidebar contains navigation menus for DASHBOARD, RESTAURANT, KITCHEN, SALES, MARKETING, USERS, DESIGN, LOCALISATION, TOOLS, and SYSTEM. The main content area is titled 'Location Edit' and features a top navigation bar with tabs for Location, Order Settings, Packaging, Opening Hours, Payments, Delivery, and orderdirect. The 'Packaging' tab is active, and the 'Offer reusable food container' setting is highlighted. This setting is currently 'Enabled' and includes a text input for 'Reusable Food Container Provider Name (optional)' with the value 'Provider Nr.1' and a numeric input for 'Deposit (optional)' with the value '€ 2,00'. A large text area for 'Additional Information for your customer' is also visible. The 'Save' and 'Save & Close' buttons are highlighted with an orange box. A help icon is present in the bottom right corner.



Les clients peuvent désormais choisir l'option contenant alimentaire réutilisable en magasin lors du paiement.

Restaurant Jane Doe

View Menu Login Register English

Your order settings [Edit](#)

Pick-up
 As soon as possible (30 min)

First Name: Jane Last Name: Doe
Email: j.doe@web.com Telephone: +49 12345667

Packaging

Use Reusable Food Container by Provider Nr.1
This option requires a deposit of € 2.00 per container that is charged separately on delivery/pick up.

Payment Method

Card payment in the restaurant
 Cash payment
 PayPal

Add Comments

Your Order

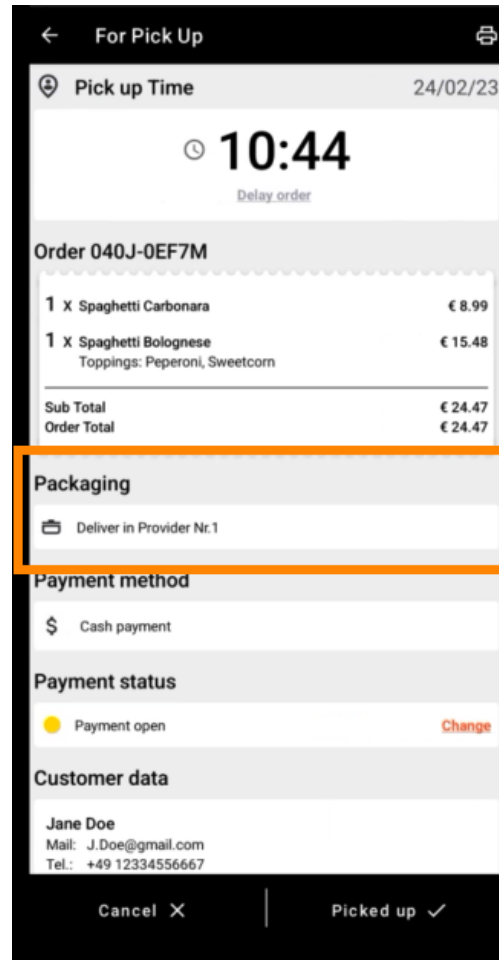
– Spaghetti Bolognese	€ 15.48
Peperoni (€ 1.99)	
Sweetcorn (€ 1.99)	
– Spaghetti Carbonara	€ 8.99

Enter coupon code

Sub Total: € 24.47
Order Total: € 24.47

[Confirm](#)

 Ces informations sont également disponibles sur le terminal de commande DISH.





Scannez pour accéder au lecteur interactif