


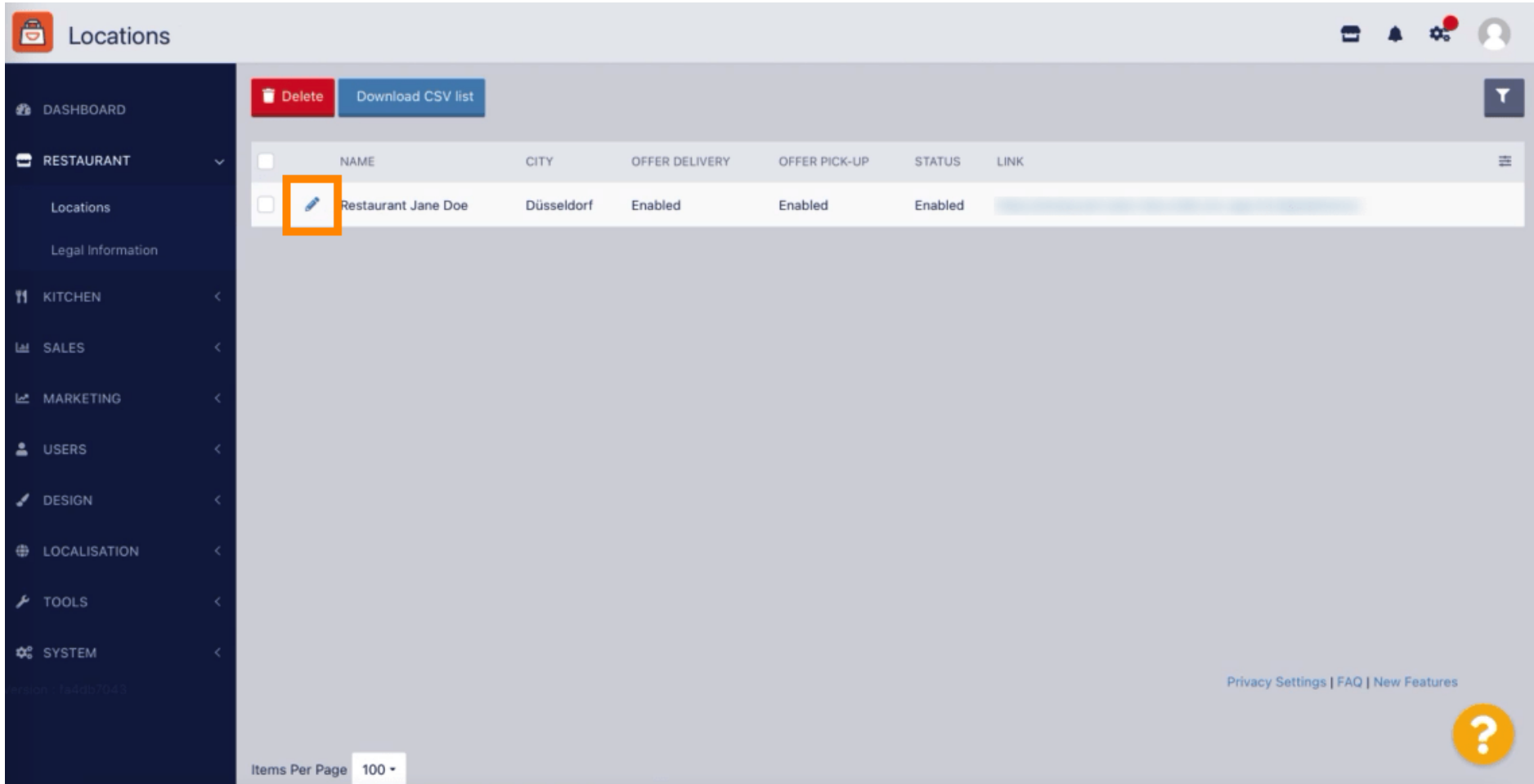
Fare clic su **Posizioni** sotto **RISTORANTE**.

The screenshot shows the DISH Order dashboard interface. On the left, a dark blue sidebar contains a menu with the following items: DASHBOARD, RESTAURANT (highlighted with an orange border), Locations, Legal Information, KITCHEN, SALES, MARKETING, USERS, DESIGN, LOCALISATION, TOOLS, and SYSTEM. The main content area displays several key performance indicators (KPIs) in a grid format:

- Total Orders:** 10 (represented by a green shopping cart icon)
- Total Sales:** € 116.37 (represented by a green line graph icon)
- Total Delivery Orders:** € 0.00 (represented by a blue truck icon)
- Total Pick-up Orders:** € 224.26 (represented by a blue shopping bag icon)
- Total Lost Sales:** € 107.89 (represented by a red line graph icon)

Below the KPIs is a 'Reports Chart' section with a date range of 'January 26, 2023 - February 24, 2023'. The chart displays three data series: Orders (blue), Customers (green), and Reviews (orange). The chart shows two distinct peaks for the 'Orders' series, with the first peak reaching a value of 3 and the second peak reaching a value of 2. A yellow question mark icon is visible in the bottom right corner of the dashboard.


-  Fai clic sull'icona **della matita** per modificare le informazioni relative alla posizione dei tuoi ristoranti.



Locations

Dashboard | Messages | Notifications | Settings | User Profile

Delete | Download CSV list

<input type="checkbox"/>	NAME	CITY	OFFER DELIVERY	OFFER PICK-UP	STATUS	LINK
<input type="checkbox"/>	 Restaurant Jane Doe	Düsseldorf	Enabled	Enabled	Enabled	

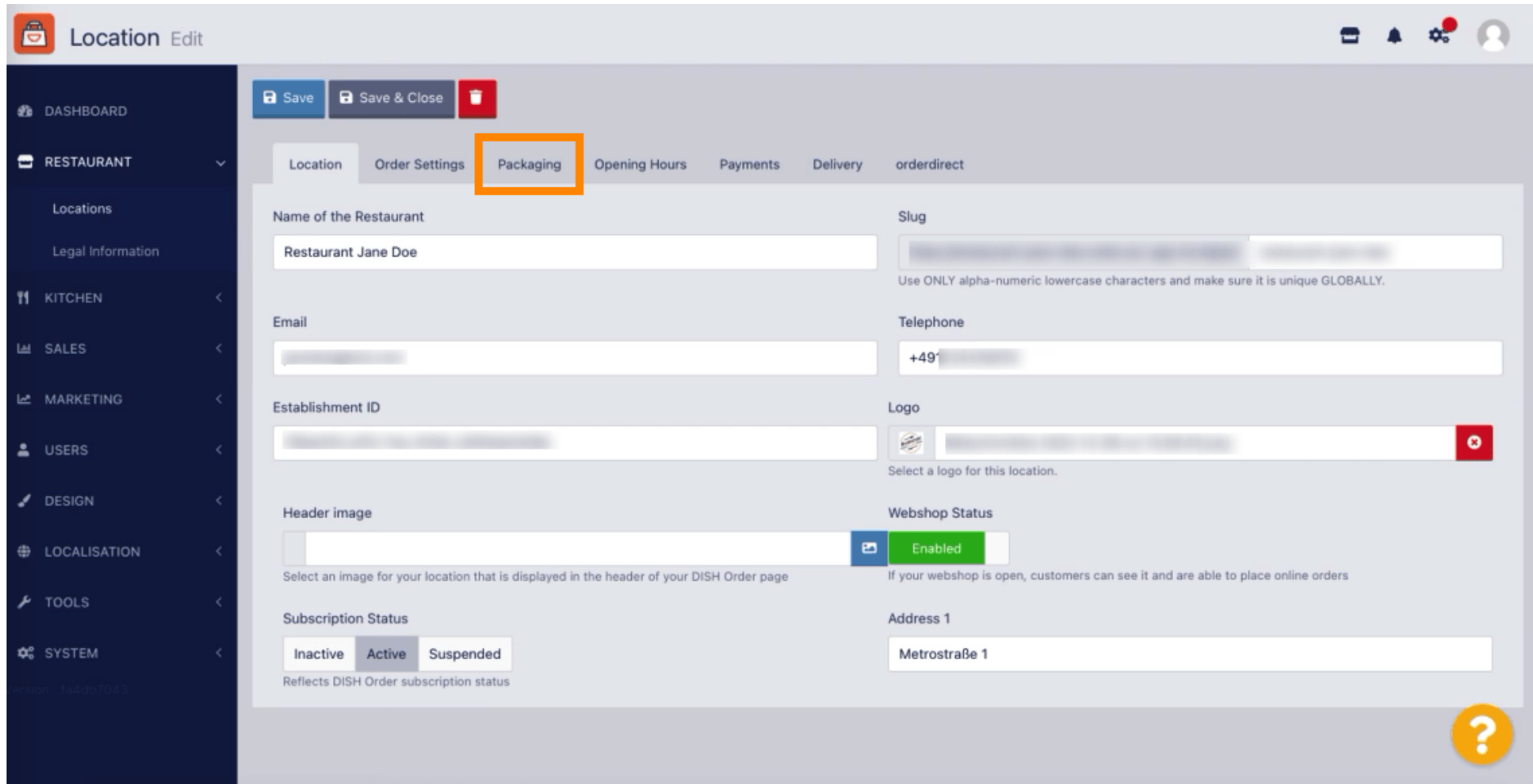
Items Per Page 100

Privacy Settings | FAQ | New Features

?



Fare clic sulla scheda **Imballaggio** .



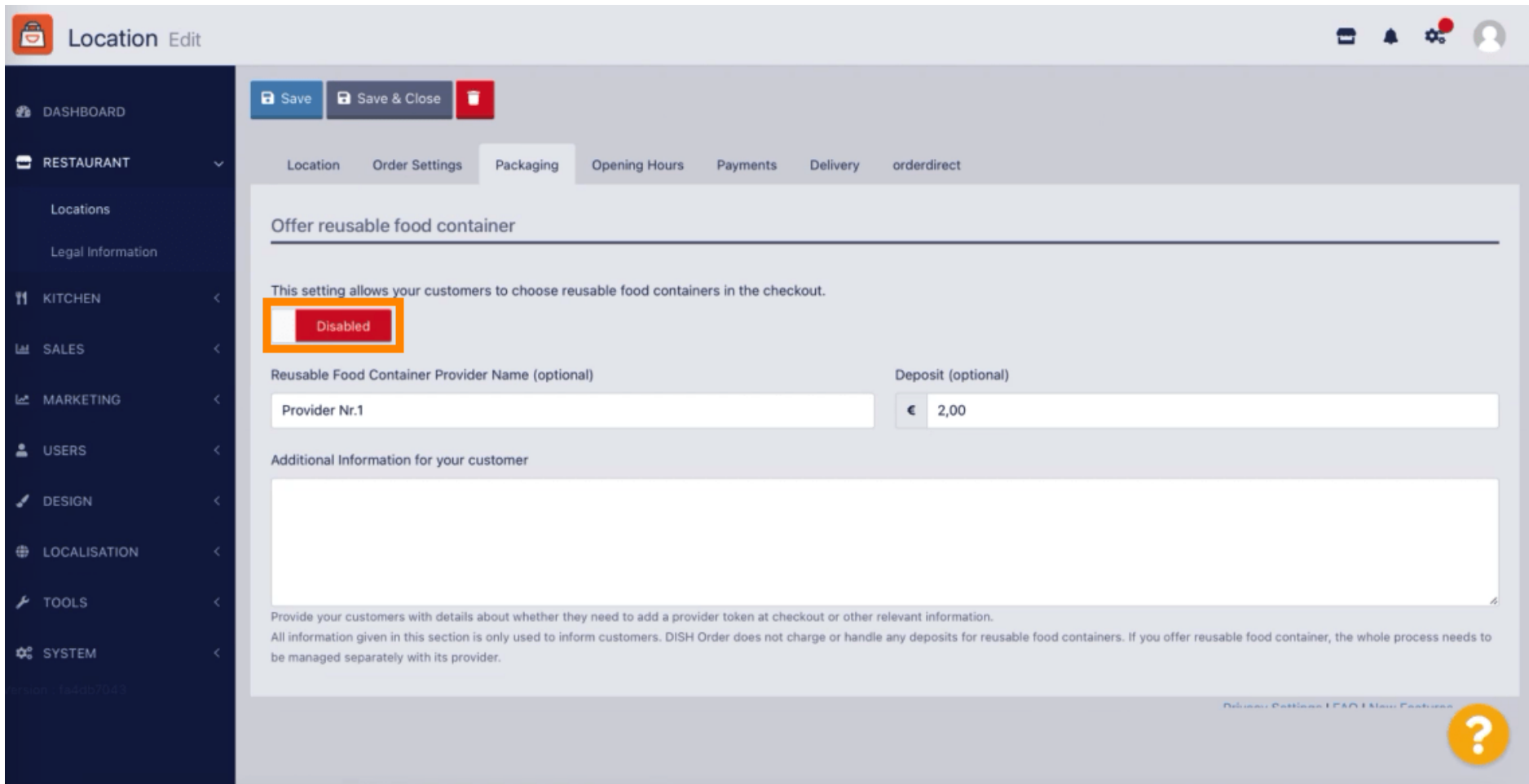
The screenshot displays the 'Location Edit' interface in the DISH Order system. The left sidebar contains a navigation menu with categories like DASHBOARD, RESTAURANT, KITCHEN, SALES, MARKETING, USERS, DESIGN, LOCALISATION, TOOLS, and SYSTEM. The main content area is titled 'Location Edit' and features a top navigation bar with tabs: Location, Order Settings, Packaging (highlighted with an orange box), Opening Hours, Payments, Delivery, and orderdirect. Below the tabs, there are several input fields and controls:

- Name of the Restaurant:** A text field containing 'Restaurant Jane Doe'.
- Slug:** A text field with a note: 'Use ONLY alpha-numeric lowercase characters and make sure it is unique GLOBALLY.'
- Email:** A text field.
- Telephone:** A text field with a '+49' prefix.
- Establishment ID:** A text field.
- Logo:** A field with a logo icon and a red 'X' button, with the instruction 'Select a logo for this location.'
- Header image:** A text field with a blue 'Add' button and the instruction 'Select an image for your location that is displayed in the header of your DISH Order page'.
- Webshop Status:** A toggle switch currently set to 'Enabled' (green), with the instruction 'If your webshop is open, customers can see it and are able to place online orders'.
- Subscription Status:** A set of radio buttons for 'Inactive', 'Active' (selected), and 'Suspended', with the instruction 'Reflects DISH Order subscription status'.
- Address 1:** A text field containing 'Metrostraße 1'.

At the bottom right of the interface, there is a yellow circular help icon with a question mark.



Abilita il **pulsante** per offrire ai tuoi clienti l'opzione di un contenitore per alimenti riutilizzabile al momento del pagamento.



The screenshot shows the 'Location Edit' interface in the DISH Order system. The left sidebar contains navigation menus for DASHBOARD, RESTAURANT, KITCHEN, SALES, MARKETING, USERS, DESIGN, LOCALISATION, TOOLS, and SYSTEM. The main content area is titled 'Location Edit' and has tabs for Location, Order Settings, Packaging, Opening Hours, Payments, Delivery, and orderdirect. The 'Packaging' tab is active, and the 'Offer reusable food container' setting is highlighted. The setting is currently 'Disabled', indicated by a red button with the text 'Disabled' inside a yellow border. Below this, there are input fields for 'Reusable Food Container Provider Name (optional)' (containing 'Provider Nr.1') and 'Deposit (optional)' (containing '€ 2,00'). A text area for 'Additional Information for your customer' is also visible. A help icon (question mark) is located in the bottom right corner.

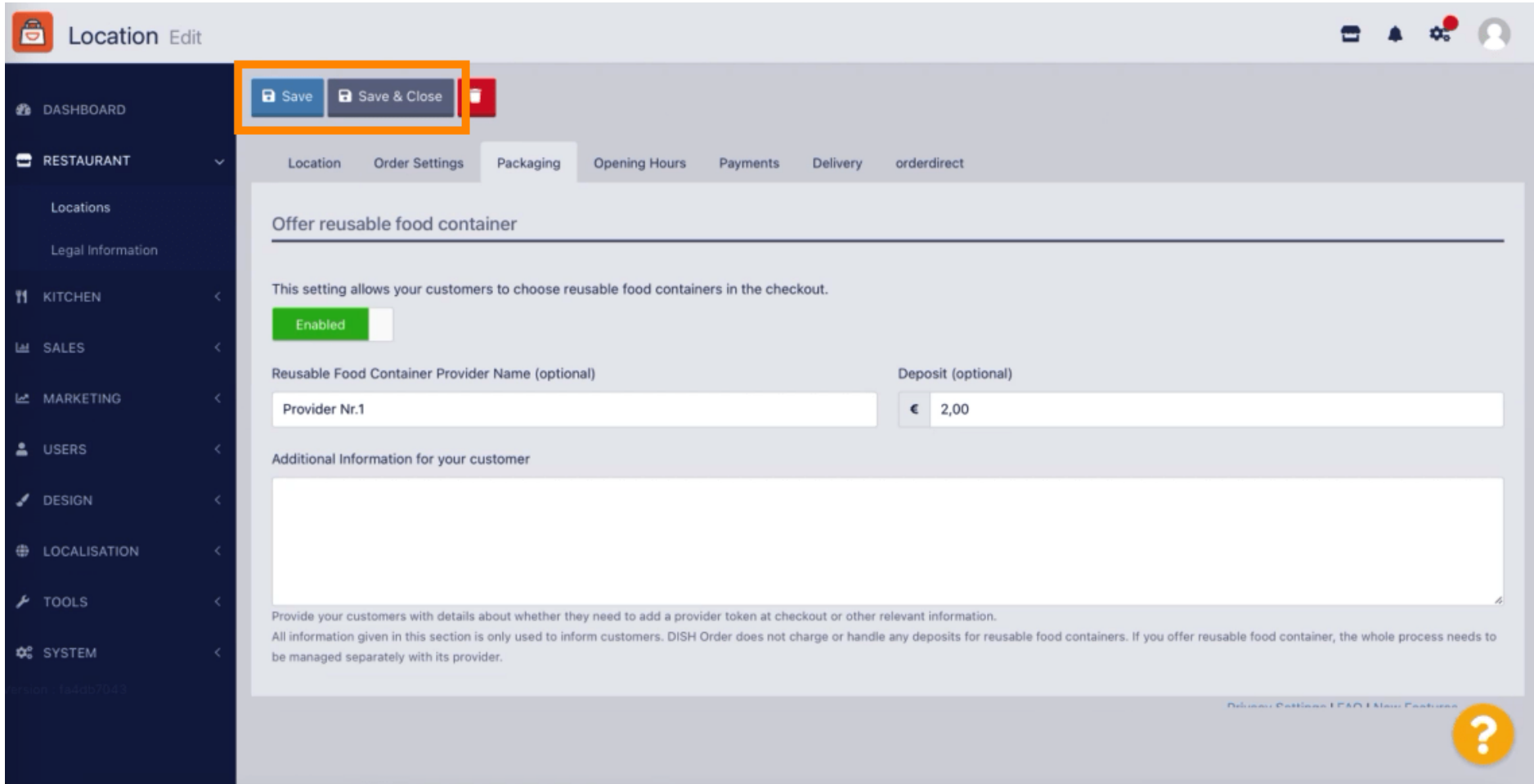


Inserisci il **Nome** del Fornitore del Contenitore per Alimenti Riutilizzabile e il **Deposito** . Nota : DISH Order non addebita né gestisce alcun deposito per i contenitori per alimenti riutilizzabili. L'intero processo deve essere gestito con il suo fornitore.

The screenshot displays the 'Location Edit' interface in the DISH Order system. The left sidebar contains navigation menus for DASHBOARD, RESTAURANT, KITCHEN, SALES, MARKETING, USERS, DESIGN, LOCALISATION, TOOLS, and SYSTEM. The main content area is titled 'Location Edit' and includes tabs for Location, Order Settings, Packaging, Opening Hours, Payments, Delivery, and orderdirect. The 'Packaging' tab is active, showing the 'Offer reusable food container' section. This section includes a toggle switch set to 'Enabled', a text input field for 'Reusable Food Container Provider Name (optional)' with the value 'Provider Nr.1', and a numeric input field for 'Deposit (optional)' with the value '€ 2,00'. Below these fields is a large text area for 'Additional Information for your customer'. A footer note explains that the information is for customer notification and that the process must be managed separately with the provider. A help icon is visible in the bottom right corner.



Ora **salva** le modifiche.



The screenshot shows the 'Location Edit' interface in the DISH Order system. The left sidebar contains navigation menus for DASHBOARD, RESTAURANT, KITCHEN, SALES, MARKETING, USERS, DESIGN, LOCALISATION, TOOLS, and SYSTEM. The main content area is titled 'Location Edit' and features a top navigation bar with tabs for Location, Order Settings, Packaging, Opening Hours, Payments, Delivery, and orderdirect. The 'Packaging' tab is active, displaying the 'Offer reusable food container' setting. This setting is currently 'Enabled', indicated by a green toggle switch. Below the toggle, there are two optional fields: 'Reusable Food Container Provider Name (optional)' with the value 'Provider Nr.1' and 'Deposit (optional)' with the value '€ 2,00'. A text area for 'Additional Information for your customer' is also present. A red box highlights the 'Save' and 'Save & Close' buttons at the top of the settings panel. A help icon (question mark) is visible in the bottom right corner.



Ora i clienti possono scegliere l'opzione Contenitore per alimenti riutilizzabile nella vetrina del negozio al momento del pagamento.

Restaurant Jane Doe

View Menu Login Register English

**Your order settings** [Edit](#)

📍 Pick-up  
🕒 As soon as possible (30 min)

First Name: Jane Last Name: Doe  
Email: j.doe@web.com Telephone: +49 12345667

**Packaging**

Use Reusable Food Container by Provider Nr.1  
This option requires a deposit of € 2.00 per container that is charged separately on delivery/pick up.

Payment Method

Card payment in the restaurant  
 Cash payment  
 PayPal

Add Comments

**Your Order**

— Spaghetti Bolognese € 15.48  
Peperoni (€ 1.99)  
Sweetcorn (€ 1.99)

— Spaghetti Carbonara € 8.99

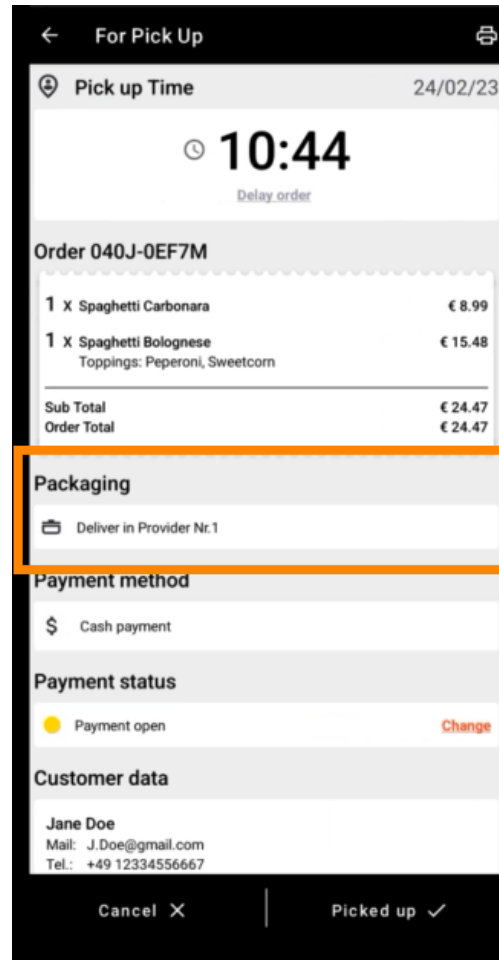
Enter coupon code ✓

Sub Total: € 24.47  
Order Total: € 24.47

**Confirm**



 Queste informazioni sono disponibili anche sul terminale DISH Order.





Scansiona per andare al lettore interattivo