



We show you how to display your items special prices in the webshop.

Restaurant Jane Doe

View Menu Login Register English

Restaurant Jane Doe
Metrostraße 1, Düsseldorf 40235, Vlaams Gewest, Germany


Restaurant open for
Local orders: 08:00 - 23:59
Online orders (Delivery): 08:00 - 23:59
Online orders (Pick up): 08:00 - 23:59


How do you want to get your order?

Menu Working Hours Info Allergens

All Pasta Pizza Drinks

Pasta


 **Spaghetti Carbonara** € 8.99 +
Guanciale, Pecorino Romano, Egg
[Product info](#)

 **Spaghetti Bolognese** € 11.50 +
Meat, Wine, Tomatoes, Carrots, Celery
[Product info](#)

Pizza

Test

Your Order



Add menu items to your cart.

Click **Menu Items** under **KITCHEN**.

The screenshot shows the DISH Order dashboard interface. On the left is a dark blue sidebar menu with the following items: DASHBOARD, RESTAURANT, KITCHEN, Categories, Menu Items (highlighted with an orange border), Mealtimes, SALES, MARKETING, USERS, DESIGN, LOCALISATION, TOOLS, and SYSTEM. The main content area is titled 'Dashboard' and shows a date range of 'March 29, 2022 - April 24, 2023'. Below this, there is a section for 'Orders' with eight summary cards: Total Orders (54), Accepted Orders (2), Declined Orders (27), Completed Orders (25), Cash Payment Orders (54), Card Payment Orders (0), Online Payment Orders (0), and Pick-up Orders (43). At the bottom of the 'Orders' section, there are two more cards: Delivery Orders (11) and Average Basket Size (1 items). The 'Revenue' section is partially visible at the bottom. A help icon (question mark) is located in the bottom right corner.

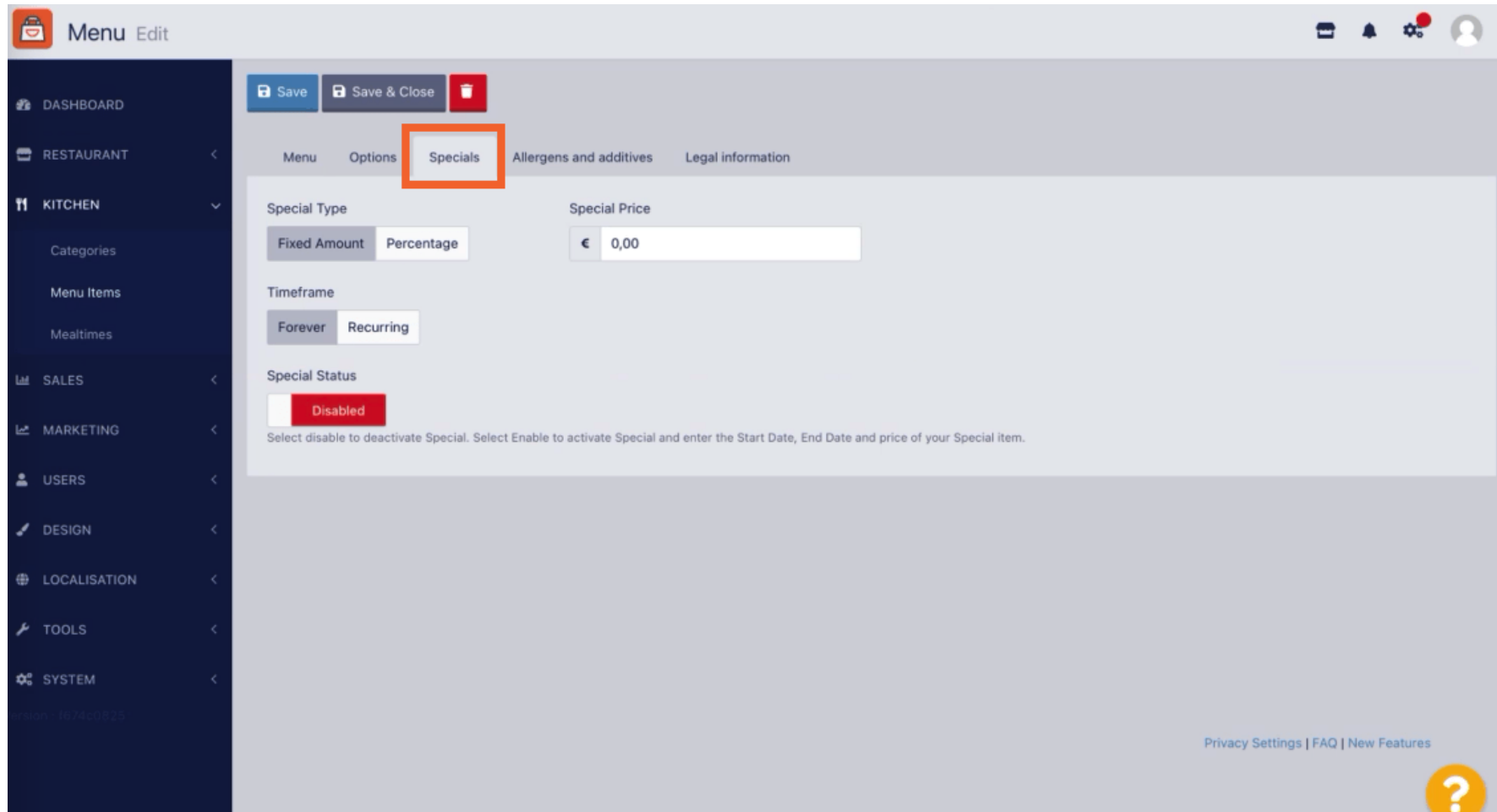
Now click on the **pencil icon** of the desired item to adjust the special price.

The screenshot displays the 'Menus' management interface. On the left is a dark sidebar with navigation options: DASHBOARD, RESTAURANT, KITCHEN (with sub-options: Categories, Menu Items, Mealtimes), SALES, MARKETING, USERS, DESIGN, LOCALISATION, TOOLS, and SYSTEM. The main content area has a top bar with '+ New', 'Delete', 'Enable', and 'Disable' buttons. Below this is a table with the following data:

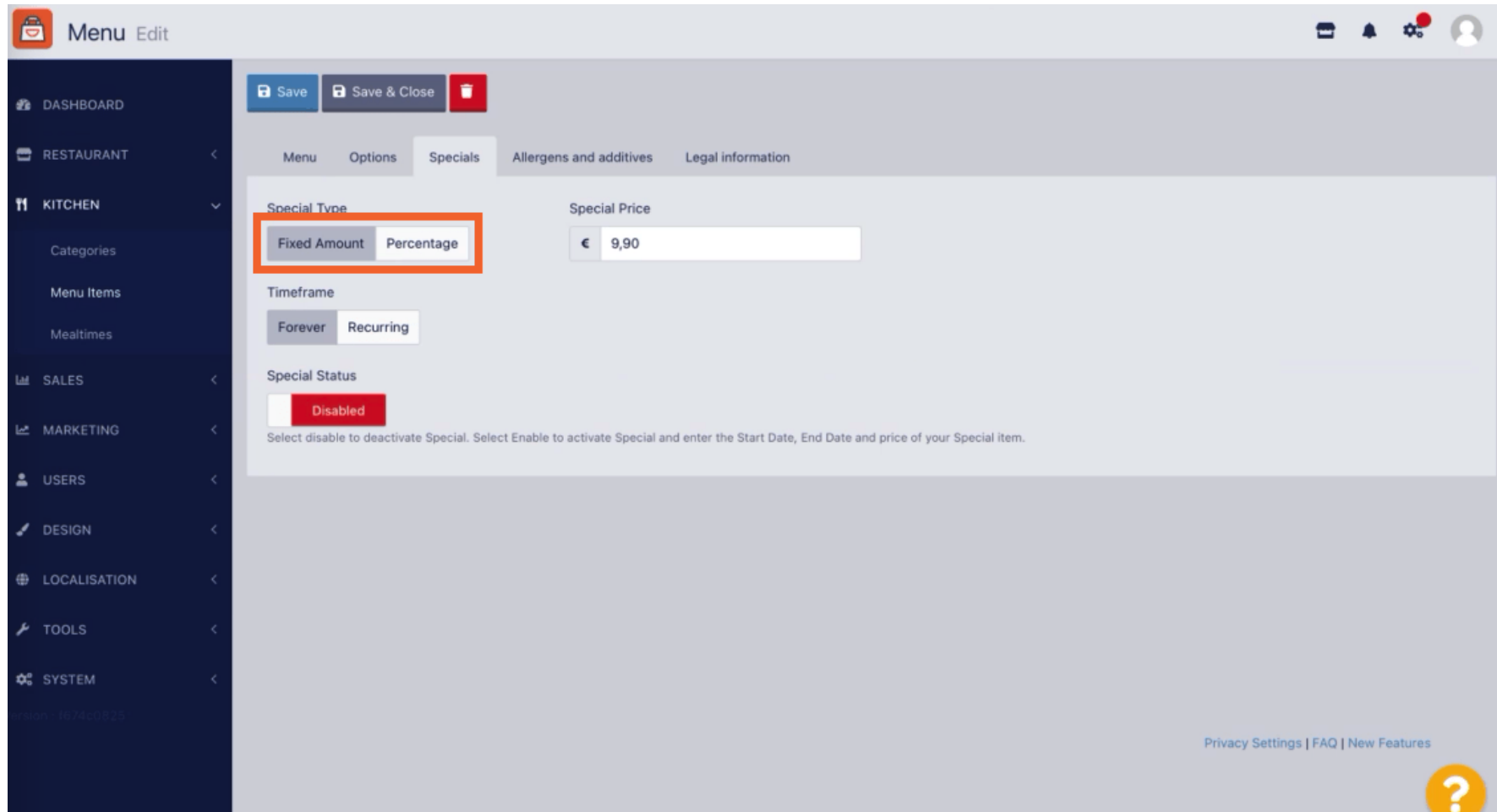
	NAME OF THE DISH	CATEGORY	PRICE	SPECIAL STATUS	STATUS
<input type="checkbox"/>	<input type="text" value="Coca Cola 0,5l"/>	<input type="text" value="x Drinks"/>	<input type="text" value="€ 2.99"/>	Active	Enabled
<input type="checkbox"/>	<input type="text" value="Pizza Italia"/>	<input type="text" value="x Pizza"/>	<input type="text" value="€ 9.00"/>	--	Enabled
<input type="checkbox"/>	<input type="text" value="Spaghetti Bolognese"/>	<input type="text" value="x Pasta"/>	<input type="text" value="€ 11.50"/>	--	Enabled
<input type="checkbox"/>	<input type="text" value="Spaghetti Carbonara"/>	<input type="text" value="x Pasta"/>	<input type="text" value="€ 8.99"/>	--	Enabled

The pencil icon in the 'Spaghetti Bolognese' row is highlighted with an orange box. At the bottom right, there is a footer with 'Privacy Settings | FAQ | New Features' and a yellow question mark icon.

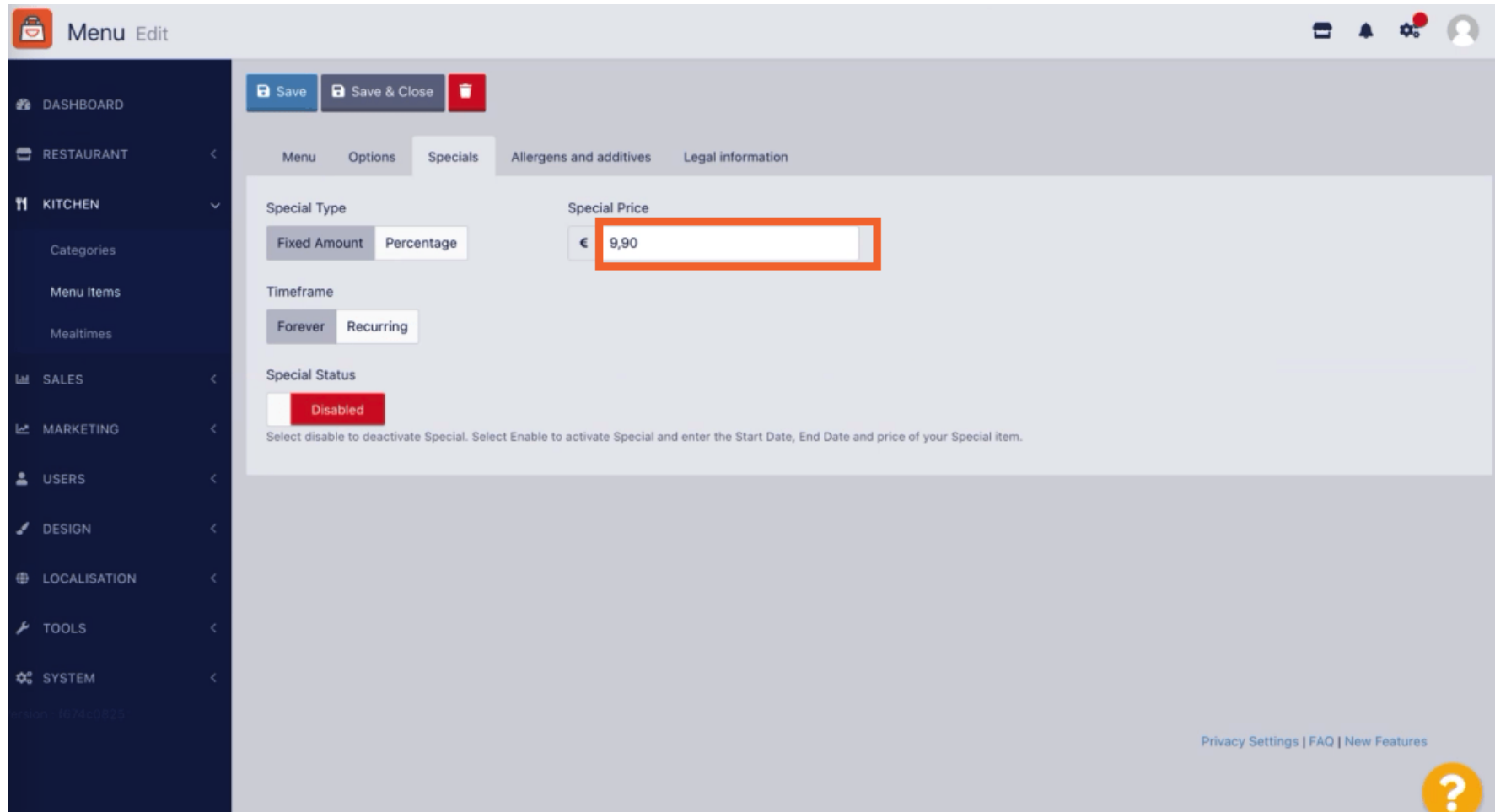
Click on tab **Specials**.



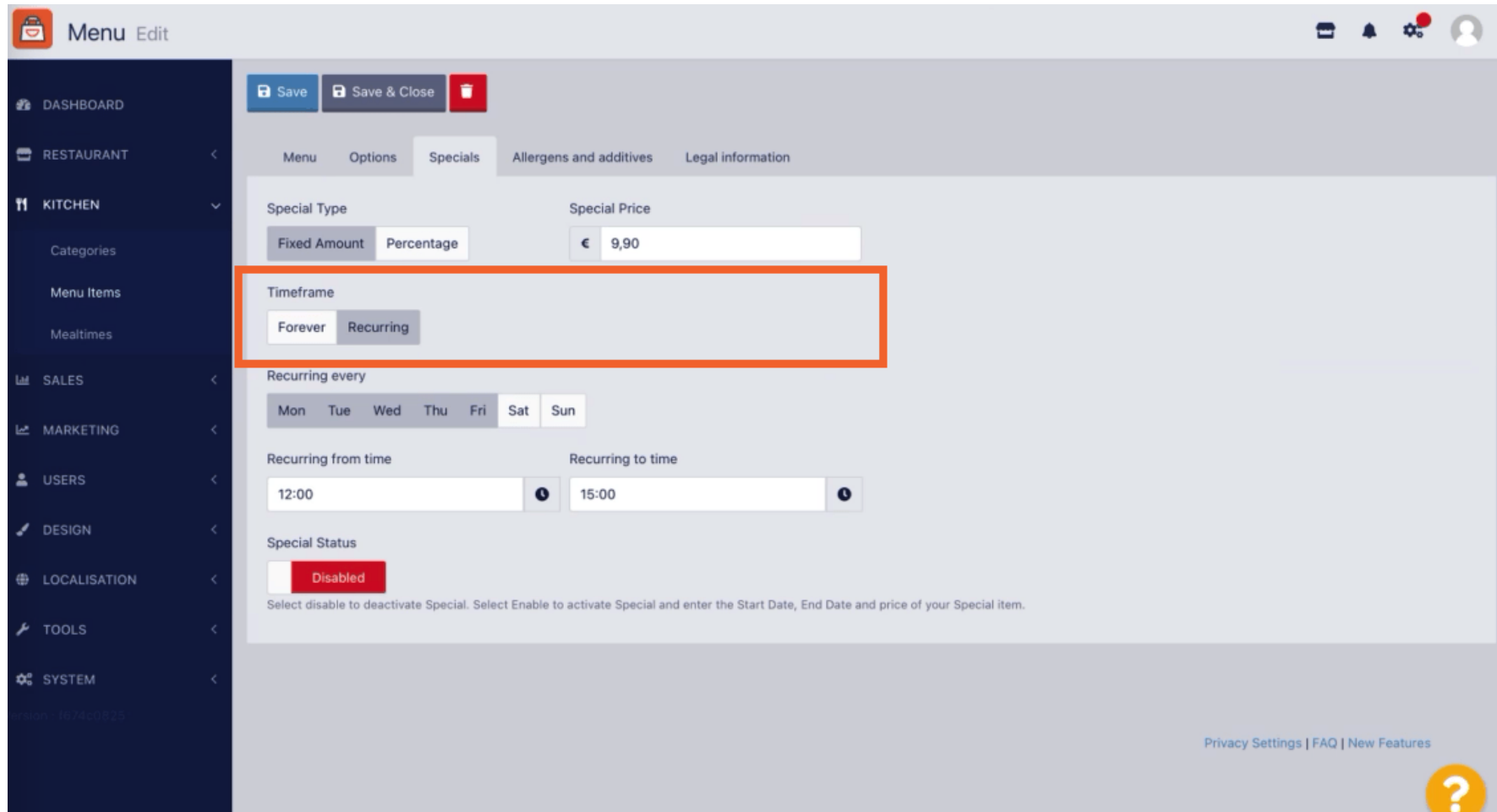
At Special Type you can choose the price change between **Fixed Amount** or **Percentage**.



T Now enter the **amount** of the special price.



In the **Timeframe** you can then decide whether the special price is forever or recurring.



Under **Recurring every** you can then decide on which days the special offer applies.

The screenshot displays the 'Menu Edit' interface for a special offer. The 'Specials' tab is active, showing the following configuration:

- Special Type:** Fixed Amount
- Special Price:** € 9,90
- Timeframe:** Recurring
- Recurring every:** Mon, Tue, Wed, Thu, Fri, Sat, Sun (highlighted with an orange box)
- Recurring from time:** 12:00
- Recurring to time:** 15:00
- Special Status:** Disabled

At the bottom right, there are links for [Privacy Settings](#), [FAQ](#), and [New Features](#), along with a help icon.

Under **Recurring from time** you can set the timeframe.

The screenshot displays the 'Menu Edit' interface in the Dish Order system. The left sidebar contains navigation options: DASHBOARD, RESTAURANT, KITCHEN (with sub-items: Categories, Menu Items, Mealtimes), SALES, MARKETING, USERS, DESIGN, LOCALISATION, TOOLS, and SYSTEM. The main content area is titled 'Menu Edit' and includes tabs for Menu, Options, Specials, Allergens and additives, and Legal information. The 'Specials' tab is active, showing the following settings:

- Special Type:** Fixed Amount (selected) and Percentage.
- Special Price:** € 9,90.
- Timeframe:** Forever and Recurring (selected).
- Recurring every:** Mon, Tue, Wed, Thu, Fri, Sat (selected), Sun.
- Recurring from time:** 12:00.
- Recurring to time:** 15:00.
- Special Status:** Disabled (selected).

A red box highlights the 'Recurring from time' and 'Recurring to time' fields. Below the status section, there is a note: 'Select disable to deactivate Special. Select Enable to activate Special and enter the Start Date, End Date and price of your Special item.' The bottom right corner features a help icon (question mark) and links for Privacy Settings, FAQ, and New Features.

To activate the **Special Price Status** in the webshop, click on the **enable/disable toggle button**.

The screenshot displays the 'Menu Edit' interface for a special item. The 'Specials' tab is active, showing the following configuration:

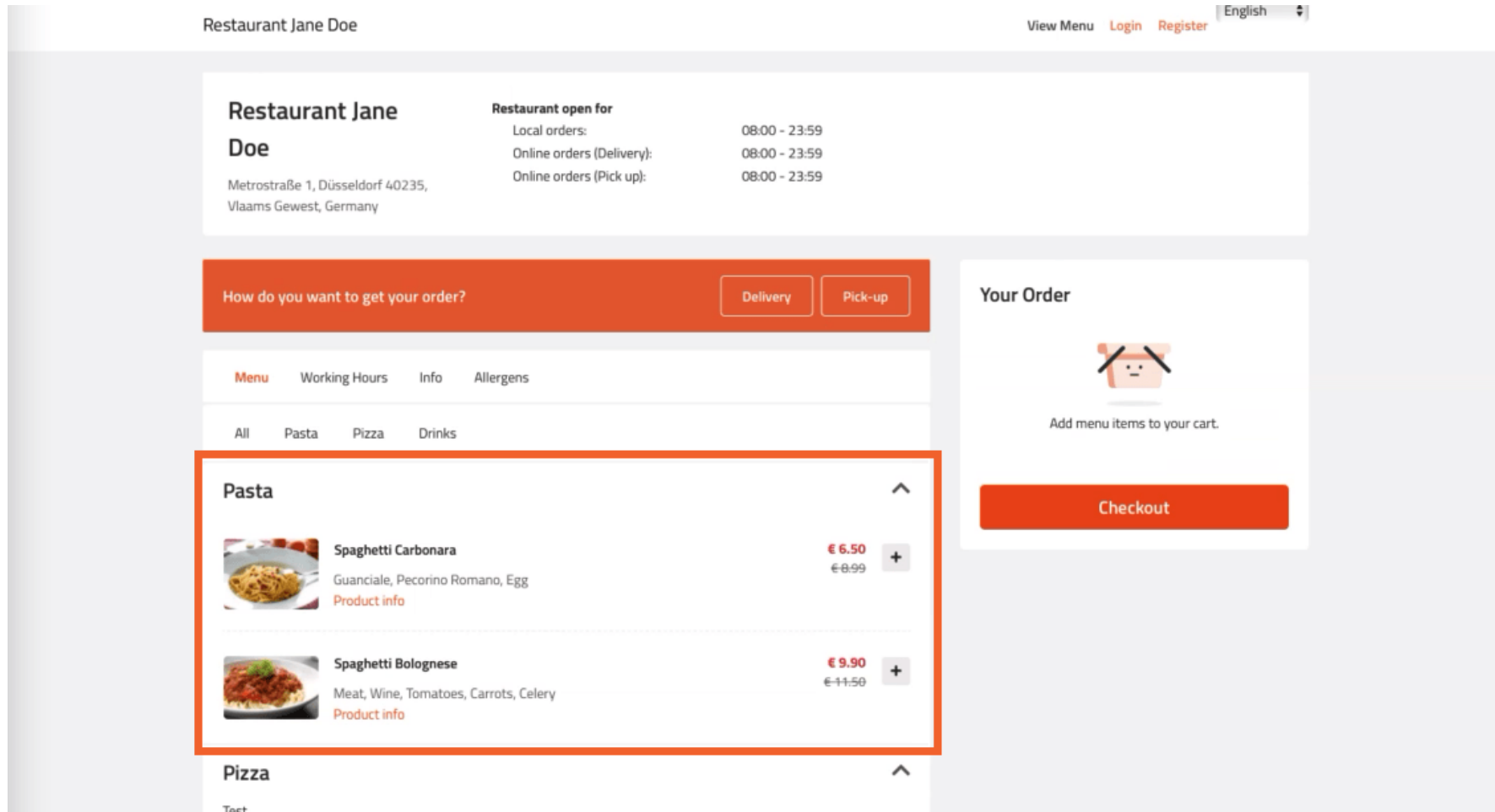
- Special Type:** Fixed Amount (selected), Percentage
- Special Price:** € 9,90
- Timeframe:** Forever (selected), Recurring
- Recurring every:** Mon, Tue, Wed, Thu, Fri, **Sat**, Sun
- Recurring from time:** 12:00
- Recurring to time:** 15:00
- Special Status:** Disabled (highlighted with a red box)

Below the 'Special Status' toggle, a note reads: "Select disable to deactivate Special. Select Enable to activate Special and enter the Start Date, End Date and price of your Special item."

Now **save** your changes.

The screenshot shows the 'Menu Edit' interface in the Dish Order system. The left sidebar contains navigation options: DASHBOARD, RESTAURANT, KITCHEN (with sub-items: Categories, Menu Items, Mealtimes), SALES, MARKETING, USERS, DESIGN, LOCALISATION, TOOLS, and SYSTEM. The main content area is titled 'Menu Edit' and has tabs for 'Menu', 'Options', 'Specials', 'Allergens and additives', and 'Legal information'. The 'Specials' tab is active, showing a form with the following fields: 'Special Type' (Fixed Amount selected, Percentage unselected), 'Special Price' (€ 9,90), 'Timeframe' (Forever selected, Recurring unselected), 'Recurring every' (Sun selected, other days unselected), 'Recurring from time' (12:00) and 'Recurring to time' (15:00), and 'Special Status' (Enabled). A 'Save' button is highlighted with an orange box. At the bottom right, there are links for 'Privacy Settings | FAQ | New Features' and a help icon.

 The special prices are now displayed in the webshop. That's it. You're done.



Restaurant Jane Doe

View Menu Login Register English

Restaurant Jane Doe
Metrostraße 1, Düsseldorf 40235, Vlaams Gewest, Germany


Restaurant open for
Local orders: 08:00 - 23:59
Online orders (Delivery): 08:00 - 23:59
Online orders (Pick up): 08:00 - 23:59


How do you want to get your order?
Delivery Pick-up

Menu Working Hours Info Allergens

All Pasta Pizza Drinks


Pasta

 **Spaghetti Carbonara** € 6.50 +
Guanciale, Pecorino Romano, Egg
[Product info](#)
~~€8.99~~

 **Spaghetti Bolognese** € 9.90 +
Meat, Wine, Tomatoes, Carrots, Celery
[Product info](#)
~~€11.50~~

Pizza

Test

Your Order

Add menu items to your cart.
Checkout



Scan to go to the interactive player