

👉 Klicken Sie unter **Design und Inhalt** auf **Inhalt**.

The screenshot shows the San Marino website management dashboard. The top navigation bar includes the restaurant name 'San Marino', address 'WOLLGRASWEG 65, WOLFSBURG, DE', a 'VISIT WEBSITE' button, and a language selector set to 'English'. The left sidebar contains a menu with the following items: Dashboard, Restaurant details, Settings, Reservation options, Food ordering, Design and content (highlighted), Design Template, Template customization, Gallery media, Description, Content (highlighted with an orange box), Legal, Web Address, DISH WEBLISTING, and Account. The main content area displays 'Website Performance' metrics for San Marino, including website views (0.0%) and online food ordering insights (0 orders). A 'Website views per day' chart is also visible. At the bottom, there are sections for 'Top browsing languages', 'Top devices', 'Opening hours views', and 'Contacts'.

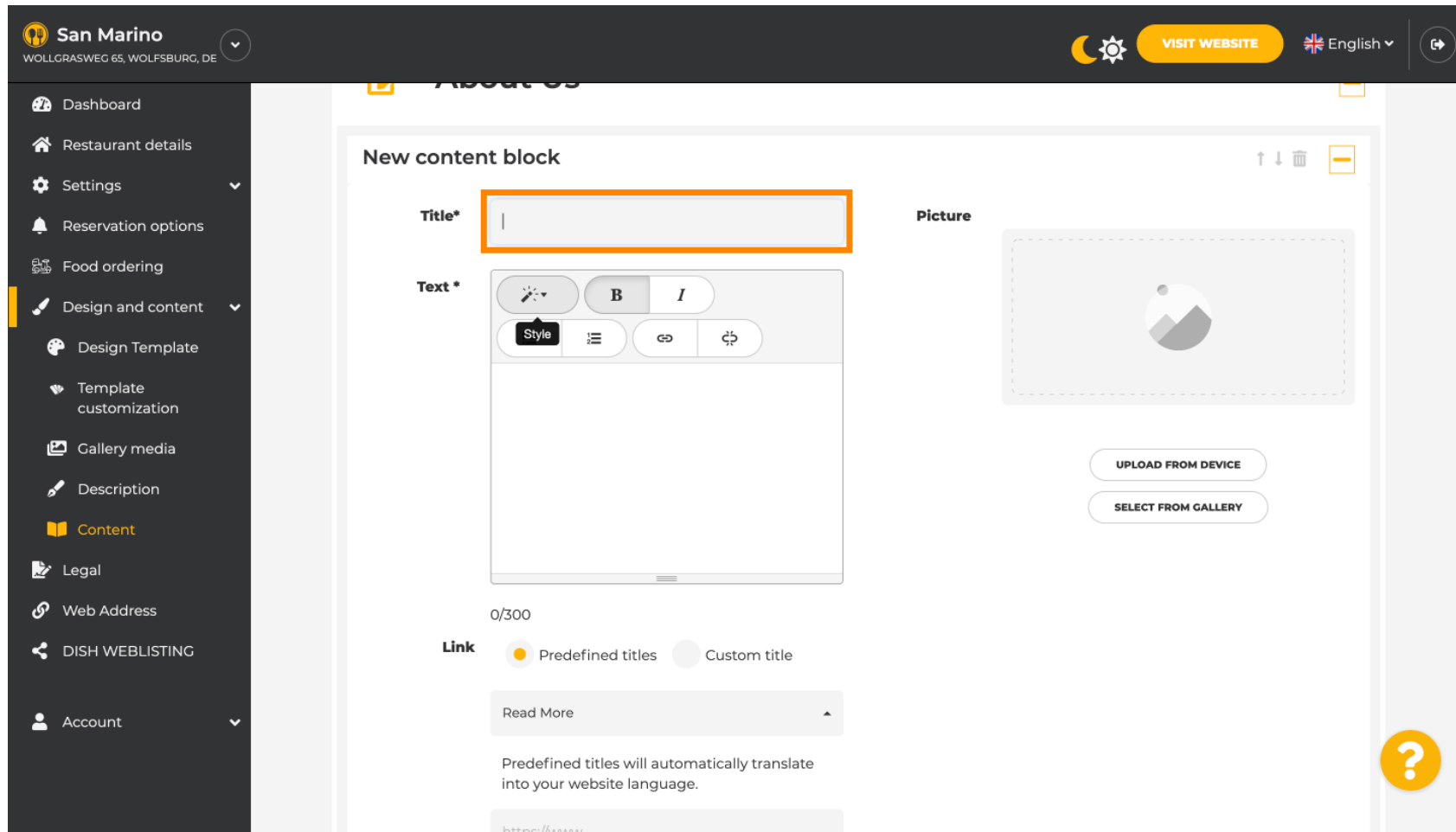
- Erstellen Sie einen Inhaltsblock an der **gewünschten Stelle**. Wir empfehlen, ihn unter „**Über uns**“ zu platzieren.

The screenshot shows the DISH website management interface for 'San Marino'. The top navigation bar includes the logo, address (WOLLGRASWEG 65, WOLFSBURG, DE), a 'VISIT WEBSITE' button, and a language selector set to 'English'. A left sidebar menu lists various management options, with 'Content' highlighted in orange. The main content area features a pink notice about imprint information and an 'Update Imprint' button. Below this is the 'Content' section, which includes a heading and a descriptive paragraph. Three content blocks are listed: 'About Us', 'Vouchers', and 'Events', each with an orange plus icon to its right. These three blocks are enclosed in a large orange rectangular border. A circular orange question mark icon is located in the bottom right corner of the content area. The footer contains the text 'Designed by Hospitality Digital GmbH. All rights reserved.' and a row of links: 'Imprint', 'FAQ', 'Terms of Use', 'Data Privacy', and 'Privacy Settings'.

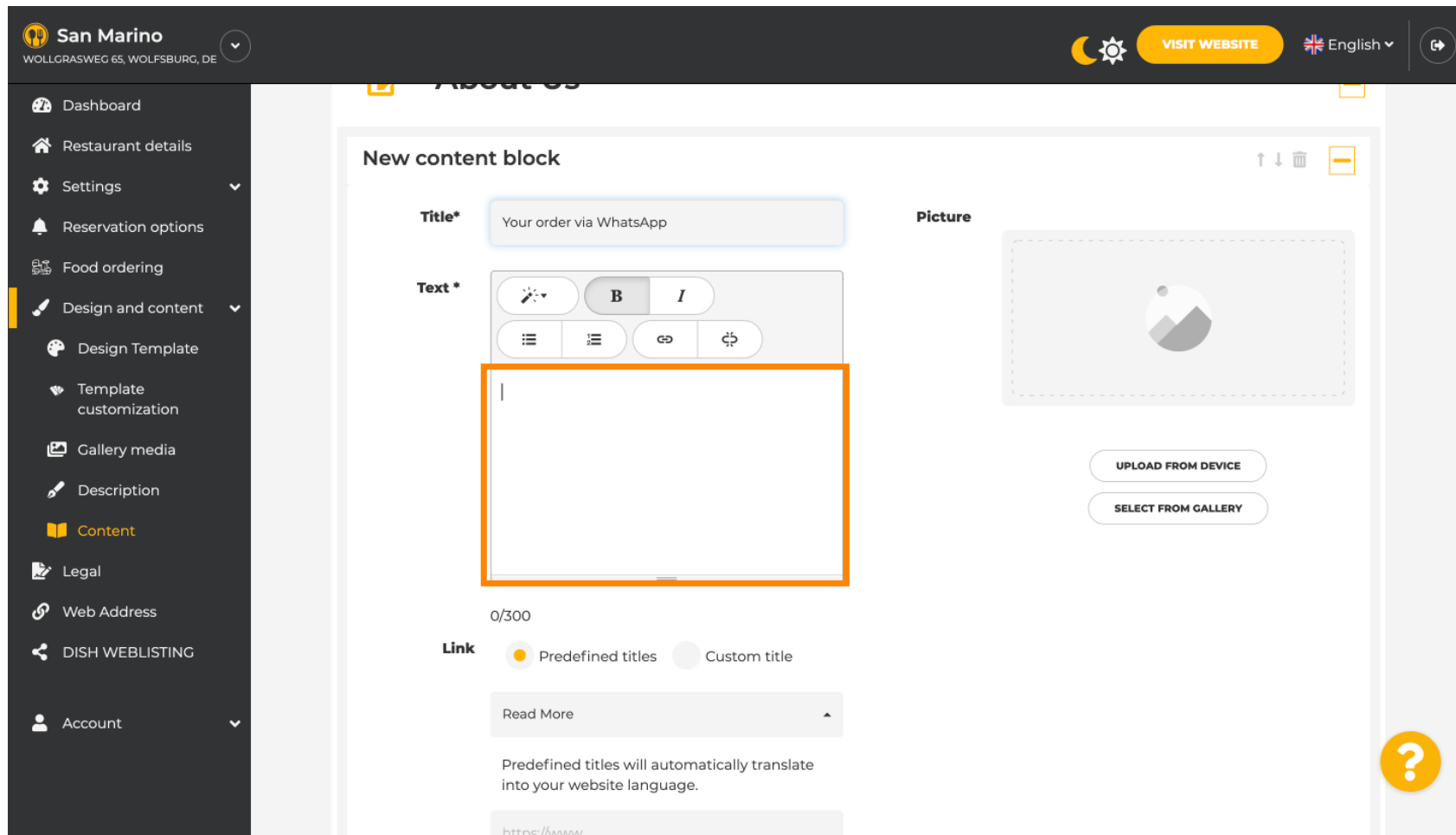
Klicken Sie auf **EINEN INHALTSBLOCK HINZUFÜGEN** .

The screenshot shows the DISH website management interface for 'San Marino'. The top navigation bar includes the restaurant name, address, a 'VISIT WEBSITE' button, and a language selector set to 'English'. A dark sidebar on the left contains a menu with options like 'Dashboard', 'Restaurant details', 'Settings', 'Reservation options', 'Food ordering', 'Design and content', 'Design Template', 'Template customization', 'Gallery media', 'Description', 'Content', 'Legal', 'Web Address', 'DISH WEBLISTING', and 'Account'. The 'Content' menu item is highlighted. The main content area features a pink warning box about imprint information with an 'Update Imprint' button. Below this is a 'Content' section with a sub-header and a descriptive paragraph. A 'New content block' section contains a prominent orange button labeled '+ ADD A CONTENT BLOCK'. Further down, there are sections for 'About Us', 'Vouchers', and 'Events', each with a plus icon to add content. A yellow question mark icon is visible in the bottom right corner of the interface.

**T** Geben Sie den Titel des neuen Inhalts ein . Beispiel: Ihre Bestellung per WhatsApp



-  Beschreiben Sie den Block, indem Sie den **gewünschten Text** eingeben . Beispiel: Schreiben Sie uns auf WhatsApp





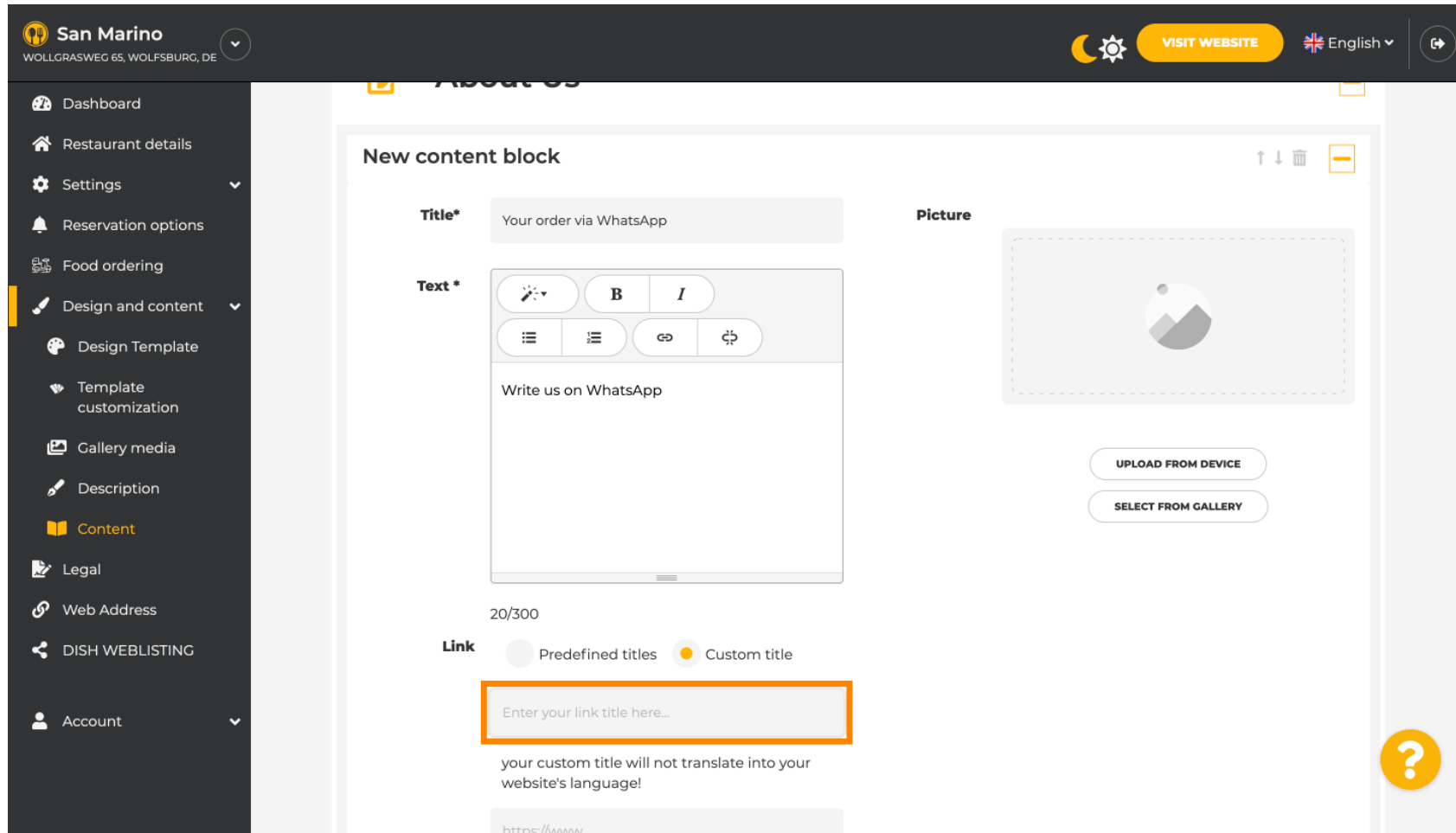
Um den individuellen Button-Titel auf der Website festzulegen, klicken Sie auf **Benutzerdefinierter Titel**.  
**In der Designvorlage „Klassisch“ werden Buttons nicht angezeigt.**

The screenshot shows the admin interface for 'San Marino' (WOLLGRASWEG 65, WOLFSBURG, DE). The left sidebar lists various settings, with 'Content' highlighted. The main area is titled 'New content block' and contains the following fields:

- Title\***: Your order via WhatsApp
- Text\***: A rich text editor with 'Write us on WhatsApp' entered. Below the editor is a character count '20/300'.
- Picture**: A placeholder for an image with 'UPLOAD FROM DEVICE' and 'SELECT FROM GALLERY' buttons.
- Link**: Two radio buttons, 'Predefined titles' (selected) and 'Custom title' (highlighted with an orange box).
- A dropdown menu showing 'Read More'.
- A note: 'Predefined titles will automatically translate into your website language.'
- A URL input field with 'https://www...'.

A yellow question mark icon is visible in the bottom right corner of the interface.

**T** Geben Sie den individuellen Buttontitel ein . Beispiel: Klicken zum Chatten





Geben Sie nun den Click-to-Chat-Link Ihrer WhatsApp-Nummer ein oder geben Sie ihn ein. Wie Sie Ihren eigenen WhatsApp Click-to-Chat-Link erstellen, erfahren Sie hier: <https://faq.whatsapp.com/5913398998672934>

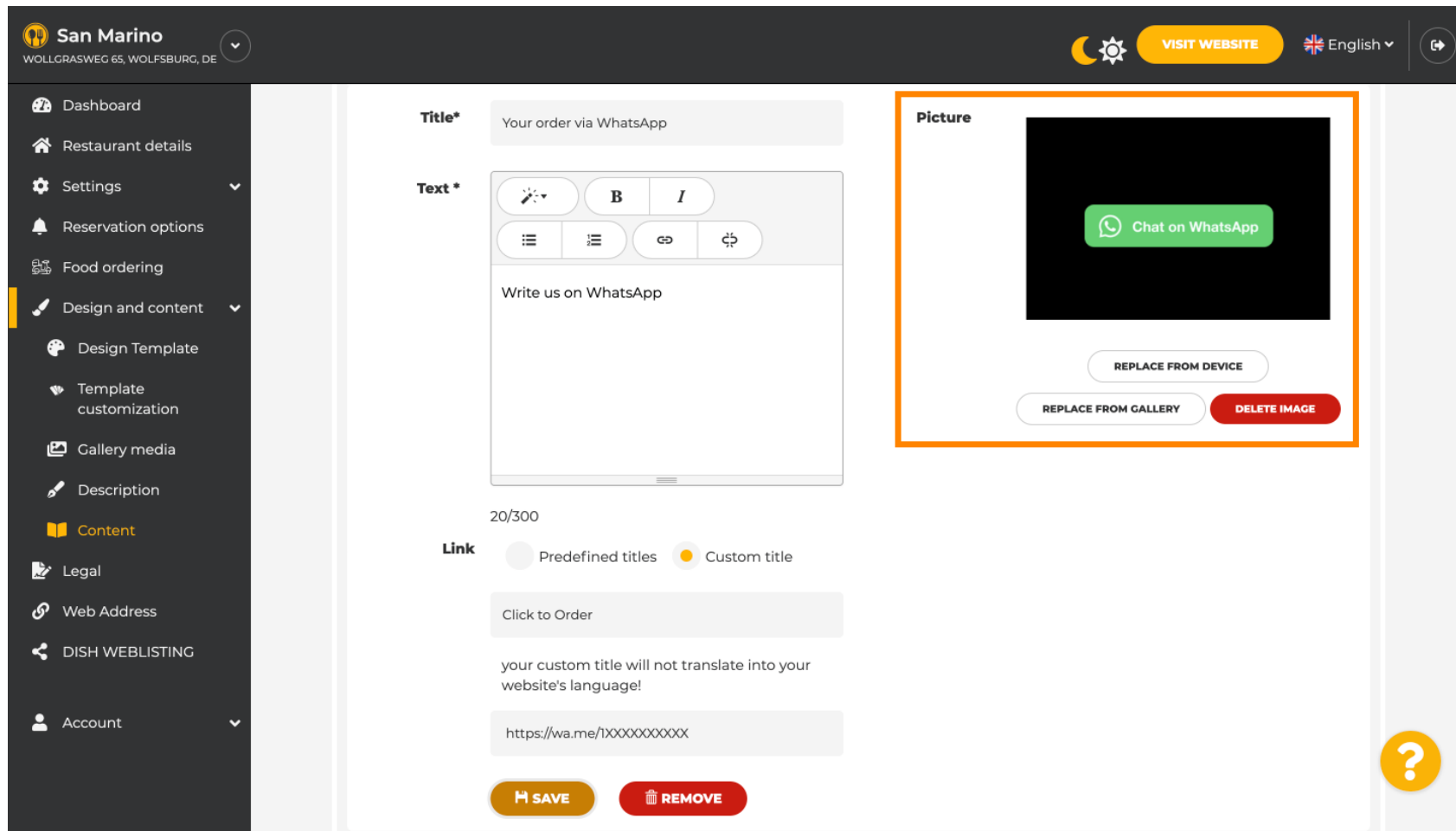


The screenshot shows the DISH website management interface for the restaurant "San Marino". The interface is in German and includes a sidebar with navigation options: Dashboard, Restaurant details, Settings, Reservation options, Food ordering, Design and content (highlighted), Design Template, Template customization, Gallery media, Description, Content, Legal, Web Address, DISH WEBLISTING, and Account. The main content area is titled "Your order via WhatsApp" and contains the following elements:

- Title\*:** A text input field containing "Your order via WhatsApp".
- Text\*:** A rich text editor with a toolbar (bold, italic, link, unlink, list, list) and a text area containing "Write us on WhatsApp". A character count "20/300" is displayed below the text area.
- Picture:** A placeholder for an image with two buttons: "UPLOAD FROM DEVICE" and "SELECT FROM GALLERY".
- Link:** Radio buttons for "Predefined titles" (selected) and "Custom title". Below is a text input field containing "Click to Order!". A warning message states: "your custom title will not translate into your website's language!". Below that is a text input field for a URL, currently containing "https://www...", which is highlighted with an orange border.
- Buttons:** "SAVE" and "REMOVE" buttons at the bottom.

The top navigation bar includes the restaurant name "San Marino", address "WOLLGRASWEG 65, WOLFSBURG, DE", a "VISIT WEBSITE" button, language selection "English", and a help icon.

- Um dies einladender zu gestalten, können Sie ein Bild hochladen. Das Bild muss 500 x 500 Pixel groß sein.



Scrollen Sie nach unten und klicken Sie auf **Speichern**.

The screenshot shows the management interface for a website. On the left is a dark sidebar menu with the following items: Dashboard, Restaurant details, Settings, Reservation options, Food ordering, Design and content (highlighted), Design Template, Template customization, Gallery media, Description, Content, Legal, Web Address, DISH WEBLISTING, and Account. The main content area is titled "San Marino" and includes a "VISIT WEBSITE" button and a language selector set to "English".

The configuration area is divided into two columns: "Title\*" and "Text\*".

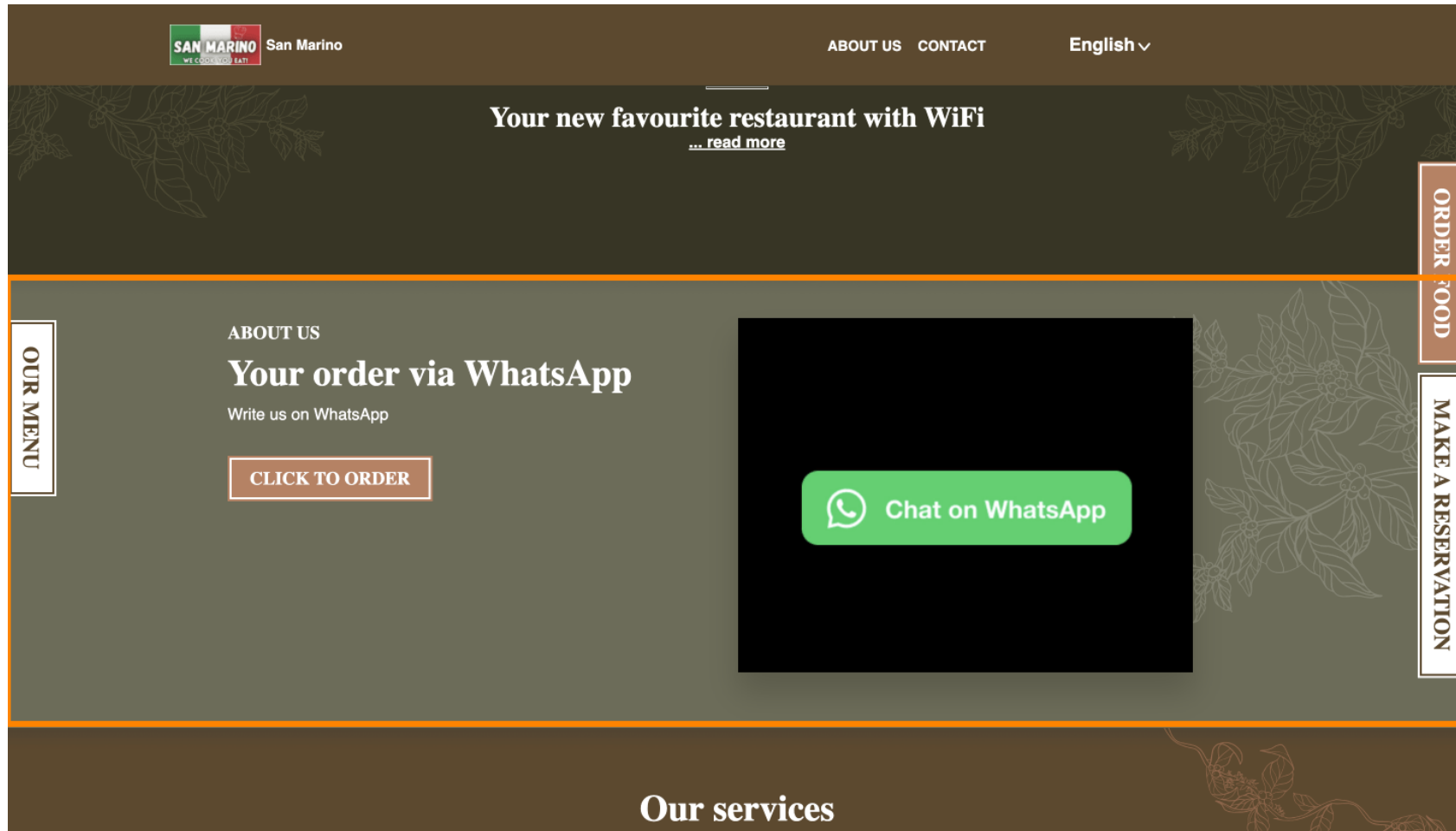
- Title\*:** A text input field containing "Your order via WhatsApp".
- Text\*:** A rich text editor with a toolbar (bold, italic, list, link, unlink) and a text area containing "Write us on WhatsApp". Below the text area is a character count "20/300".
- Picture:** A preview of a green "Chat on WhatsApp" button on a black background. Below the preview are three buttons: "REPLACE FROM DEVICE", "REPLACE FROM GALLERY", and "DELETE IMAGE".
- Link:** Radio buttons for "Predefined titles" and "Custom title" (selected). Below are two text input fields: "Click to Order" and "https://wa.me/1XXXXXXXXXX". A note states: "your custom title will not translate into your website's language!".


At the bottom of the configuration area are two buttons: "SAVE" (highlighted with an orange border) and "REMOVE". A yellow question mark icon is located in the bottom right corner of the interface.

Prüfen Sie nun, ob alles geklappt hat. Klicken Sie hierzu auf **WEBSITE BESUCHEN**.

The screenshot shows the DISH website management interface for 'San Marino'. The top navigation bar includes the restaurant name, address, a 'VISIT WEBSITE' button (highlighted with an orange box), and a language selector set to 'English'. The left sidebar contains various menu items, with 'Content' highlighted in orange. The main content area is titled 'Design and content' and shows the configuration for a WhatsApp chat button. The 'Title\*' field contains 'Your order via WhatsApp'. The 'Text\*' field contains 'Write us on WhatsApp' and has a character count of 20/300. The 'Picture' field shows a preview of a green 'Chat on WhatsApp' button on a black background, with options to 'REPLACE FROM DEVICE', 'REPLACE FROM GALLERY', and 'DELETE IMAGE'. The 'Link' section has 'Custom title' selected, with a preview of 'Click to Order' and a warning that custom titles do not translate. A URL field contains 'https://wa.me/1XXXXXXXXXX'. At the bottom, there are 'SAVE' and 'REMOVE' buttons. A yellow question mark icon is visible in the bottom right corner.

 So könnte es aussehen. Das ist alles. Fertig.





Scannen, um zum interaktiven Player zu gelangen