



Welcome to the DISH POS dashboard. In this tutorial, we show you how to display the lottery function and adjust its position within the app.

DISH POS v3.29.1 (V) Demo IT Video ☺ Dish Support dish\_it\_video@dish.digital ▾

Dashboard Show amounts including VAT

Today's turnover data

Turnover	Transactions	Average spending	Open orders
€ 0.00	0	€ 0.00	€ 0.00
			Amount
			0
			Last update: Today at 10:05

Turnover details

— This week — Previous week

Metric	This Week	Last Week	Last Week
Turnover to date	€ 206.40	€ 0.00	€ 0.00
Average spending to date	€ 18.76	€ 0.00	€ 0.00
Number of transactions to date	11	0	0

First, click on **General**.

DISH POS v3.29.1 (V) Demo IT Video ☰ Dish Support dish\_it\_video@dish.digital

Dashboard

Minimise menu

- Dashboard
- Articles
- Finance
- General**
- Payment
- Self-service

Today's turnover data

Turnover	Transactions	Average spending	Open orders
€ 0.00	0	€ 0.00	€ 0.00

Amount: 0  
Last update: Today at 10:05

Turnover details

— This week — Previous week

TURNOVER TO DATE THIS WEEK	TURNOVER TO DATE LAST WEEK	TOTAL TURNOVER LAST WEEK
€ 206.40	€ 0.00	€ 0.00
AVERAGE SPENDING TO DATE THIS WEEK	AVERAGE SPENDING TO DATE LAST WEEK	AVERAGE SPENDING LAST WEEK
€ 18.76	€ 0.00	€ 0.00
NUMBER OF TRANSACTIONS TO DATE THIS WEEK	NUMBER OF TRANSACTIONS TO DATE LAST WEEK	TOTAL TRANSACTIONS LAST WEEK
11	0	0

Show amounts including VAT



Then go to the sub-menu **General**.

DISH POS v3.29.1 (V) Demo IT Video ☉ Dish Support dish\_it\_video@dish.digital

Dashboard

Minimise menu

- Dashboard
- Articles
- Finance
- General**
  - General**
  - Production stations
  - Facilities
  - Cash stores
  - Printers
  - App links
  - Table map
  - Users
  - User groups
  - POS devices
  - Courses
  - Customers
  - Currency
  - Turnover categories
  - Customer displays
  - Translations
  - Packaging profiles
  - Scan services
- Payment
- Self-service

Today's turnover data

Turnover: € 0.00

Transactions: 0

Average spending: € 0.00

Open orders: € 0.00

Amount: 0

Last update: Today at 10:05

Turnover details

— This week — Previous week

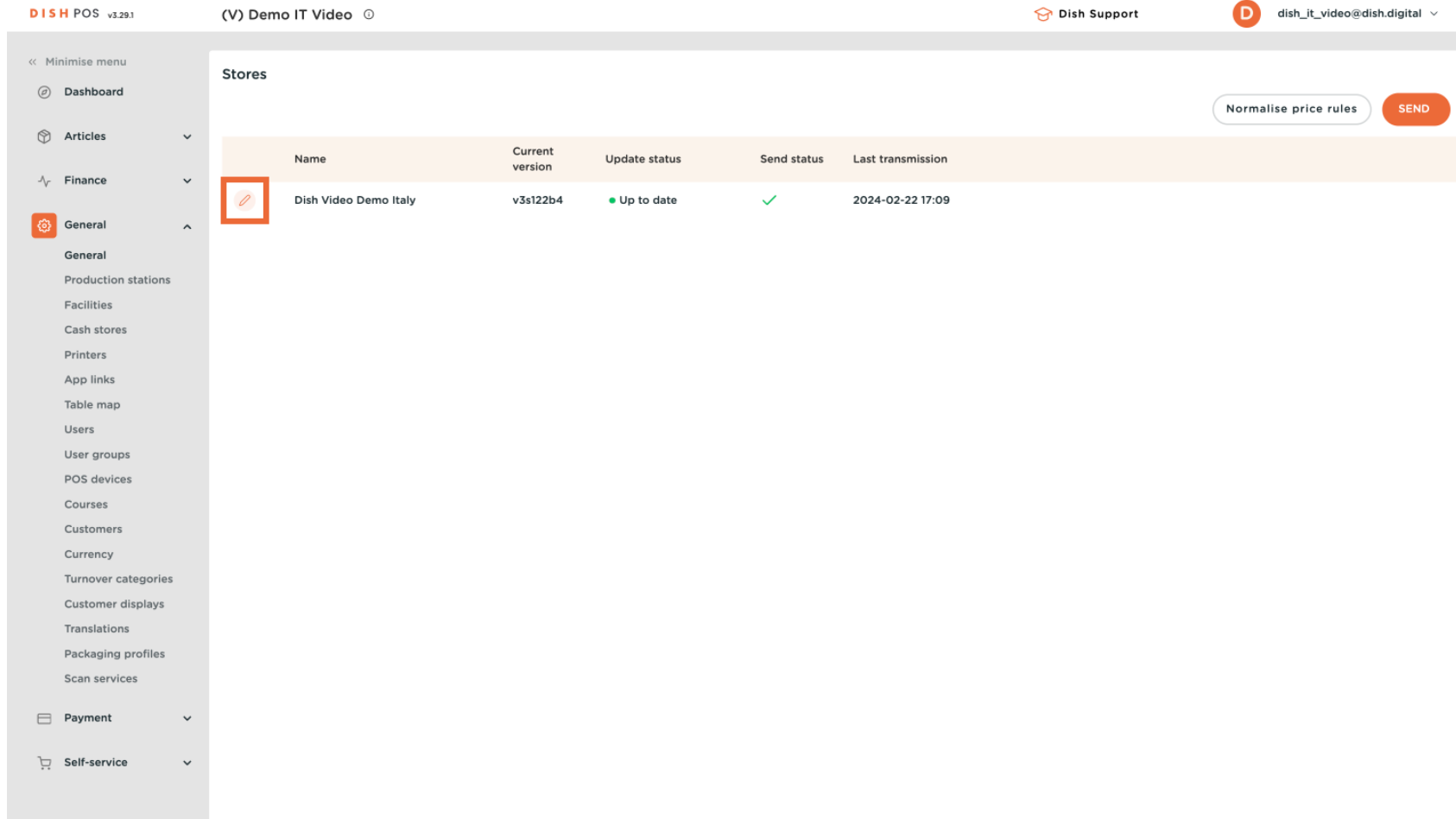
Metric	This Week	Last Week
Turnover to Date	€ 206.40	€ 0.00
Average Spending to Date	€ 18.76	€ 0.00
Number of Transactions to Date	11	0

Turnover to Date This Week: € 206.40  
 Turnover to Date Last Week: € 0.00  
 Total Turnover Last Week: € 0.00  
 Average Spending to Date This Week: € 18.76  
 Average Spending to Date Last Week: € 0.00  
 Average Spending Last Week: € 0.00  
 Number of Transactions to Date This Week: 11  
 Number of Transactions to Date Last Week: 0  
 Total Transactions Last Week: 0

Show amounts including VAT




You are now in the overview of your stores. To manage an existing store, click on the respective **edit icon** of the store.



DISH POS v3.29.1 (V) Demo IT Video ☺ Dish Support dish\_it\_video@dish.digital

Stores

Normalise price rules SEND

Name	Current version	Update status	Send status	Last transmission
 Dish Video Demo Italy	v3s122b4	● Up to date	✓	2024-02-22 17:09

Minimise menu

- Dashboard
- Articles
- Finance
- General
  - General
  - Production stations
  - Facilities
  - Cash stores
  - Printers
  - App links
  - Table map
  - Users
  - User groups
  - POS devices
  - Courses
  - Customers
  - Currency
  - Turnover categories
  - Customer displays
  - Translations
  - Packaging profiles
  - Scan services
- Payment
- Self-service



A new window will open with the setting of the selected store. Now go to **App functions** to start managing those.

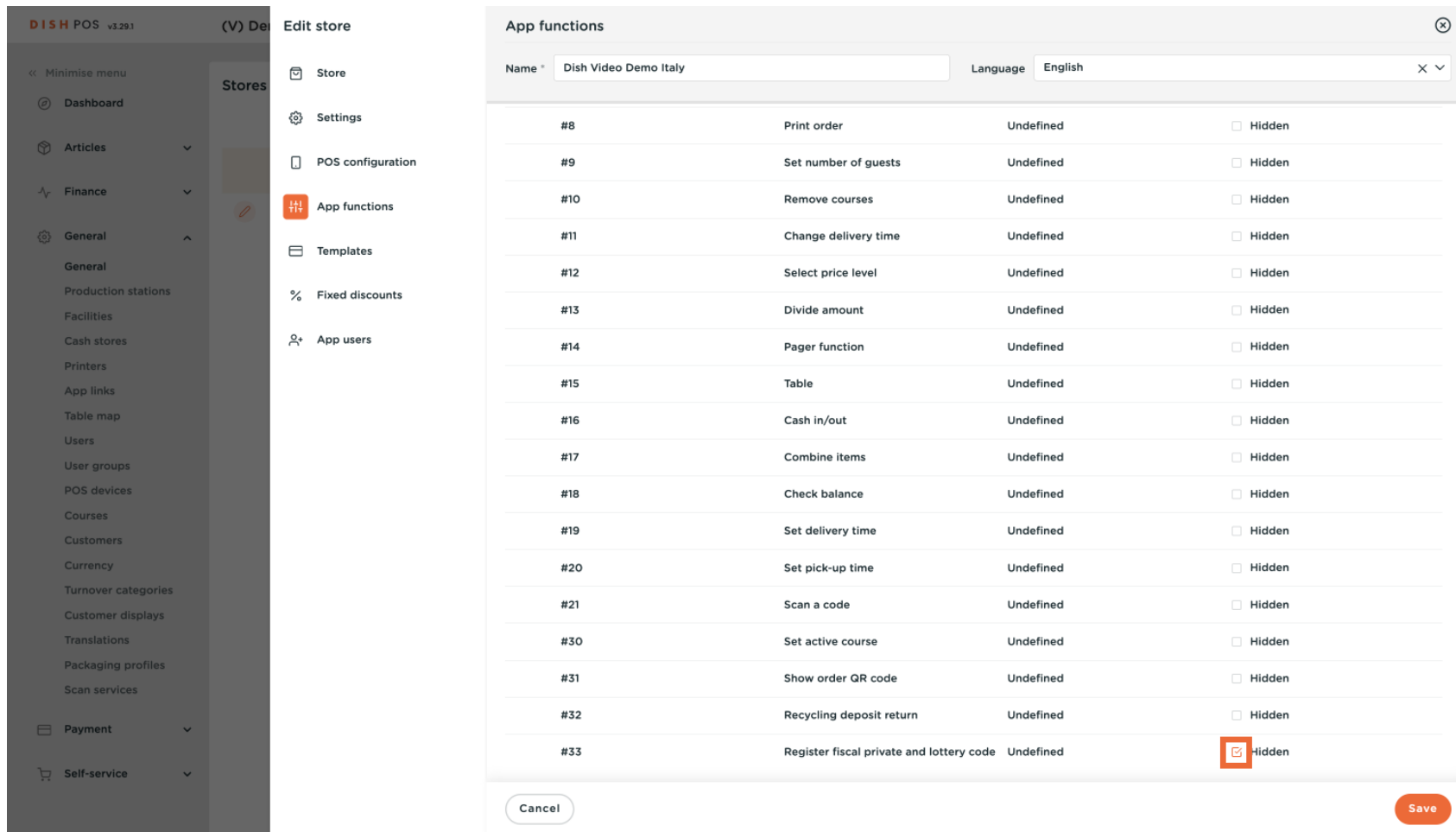
The screenshot shows the 'Edit store' configuration window for 'Dish Video Demo Italy'. The left sidebar contains a navigation menu with 'App functions' highlighted. The main content area is divided into several sections:

- Option menus:** A dropdown menu labeled 'Select option menu' with a '+ Add options menu' link below it.
- Payment method menus:** A section with three items: 'External Payments', 'Payment Methods', and 'Online Payments', each with a trash icon and a '+ Add payment methods menu' link at the bottom.
- Price levels:** A dropdown menu labeled 'Select price level' with a '+ Add price level' link below it.
- Identification:** A section with two fields: 'Your reference' containing 'fdb3a31f-512d-4300-ade8-8042dc04e505' and 'ID' containing '1113'.

At the bottom of the window, there are 'Cancel' and 'Save' buttons.



You are now in the overview of DISH POS app functions. To have the lottery feature be displayed within the app, uncheck the corresponding **checkbox**.

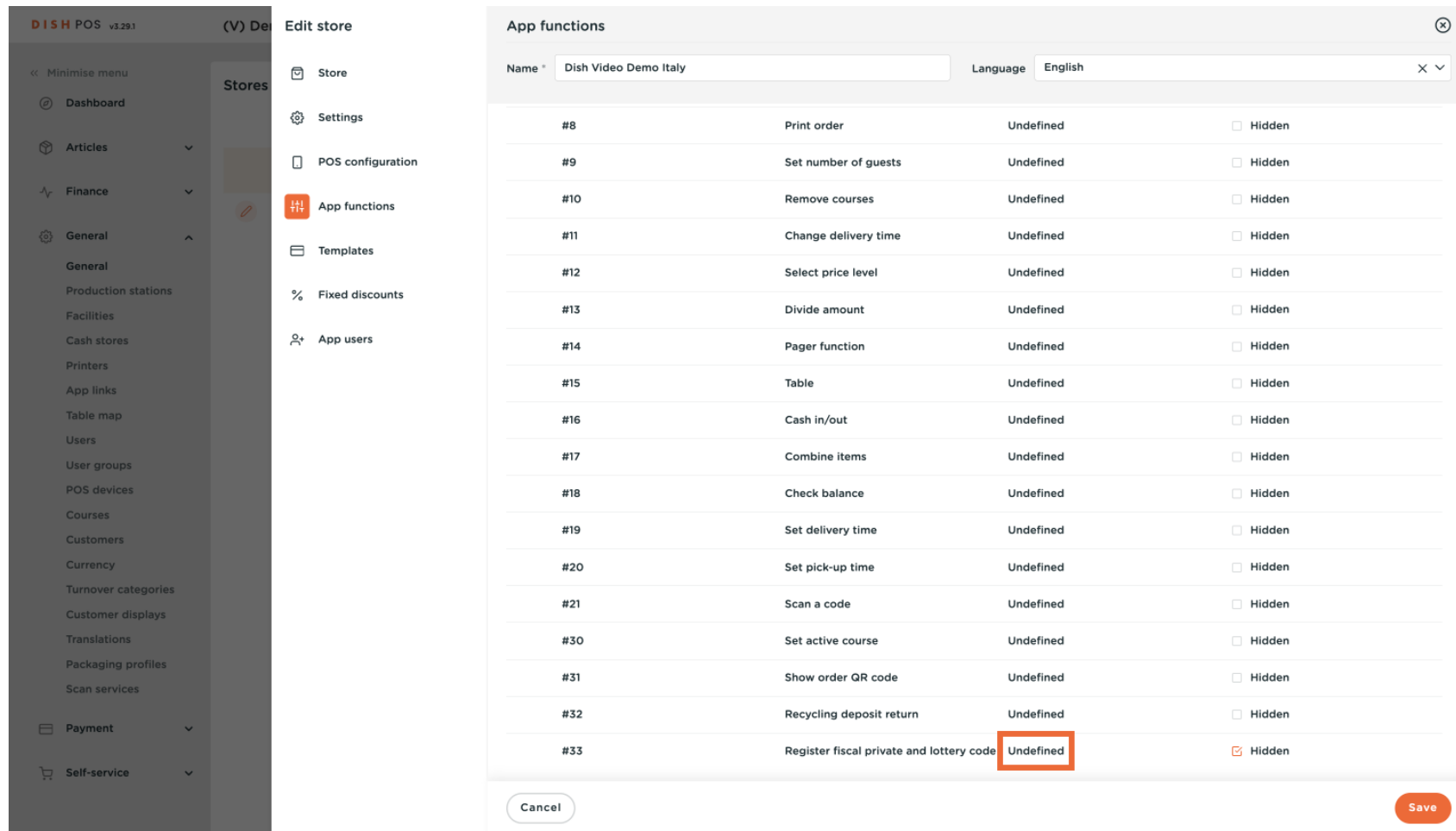


The screenshot shows the 'App functions' configuration window for the store 'Dish Video Demo Italy'. The window lists 25 different app functions, each with a unique ID, a name, a status (all are 'Undefined'), and a 'Hidden' checkbox. The checkbox for function #33, 'Register fiscal private and lottery code', is checked and highlighted with a red box. At the bottom of the window, there are 'Cancel' and 'Save' buttons.

ID	Function Name	Status	Hidden
#8	Print order	Undefined	<input type="checkbox"/>
#9	Set number of guests	Undefined	<input type="checkbox"/>
#10	Remove courses	Undefined	<input type="checkbox"/>
#11	Change delivery time	Undefined	<input type="checkbox"/>
#12	Select price level	Undefined	<input type="checkbox"/>
#13	Divide amount	Undefined	<input type="checkbox"/>
#14	Pager function	Undefined	<input type="checkbox"/>
#15	Table	Undefined	<input type="checkbox"/>
#16	Cash in/out	Undefined	<input type="checkbox"/>
#17	Combine items	Undefined	<input type="checkbox"/>
#18	Check balance	Undefined	<input type="checkbox"/>
#19	Set delivery time	Undefined	<input type="checkbox"/>
#20	Set pick-up time	Undefined	<input type="checkbox"/>
#21	Scan a code	Undefined	<input type="checkbox"/>
#30	Set active course	Undefined	<input type="checkbox"/>
#31	Show order QR code	Undefined	<input type="checkbox"/>
#32	Recycling deposit return	Undefined	<input type="checkbox"/>
#33	Register fiscal private and lottery code	Undefined	<input checked="" type="checkbox"/>



For a frequently used app function, we recommend it to give it a fixed position within the App. To do so, click into the **field** for the fixed position, which is currently labelled as Undefined.



**App functions**

Name: Dish Video Demo Italy Language: English

ID	Function Name	Position	Hidden
#8	Print order	Undefined	<input type="checkbox"/>
#9	Set number of guests	Undefined	<input type="checkbox"/>
#10	Remove courses	Undefined	<input type="checkbox"/>
#11	Change delivery time	Undefined	<input type="checkbox"/>
#12	Select price level	Undefined	<input type="checkbox"/>
#13	Divide amount	Undefined	<input type="checkbox"/>
#14	Pager function	Undefined	<input type="checkbox"/>
#15	Table	Undefined	<input type="checkbox"/>
#16	Cash in/out	Undefined	<input type="checkbox"/>
#17	Combine items	Undefined	<input type="checkbox"/>
#18	Check balance	Undefined	<input type="checkbox"/>
#19	Set delivery time	Undefined	<input type="checkbox"/>
#20	Set pick-up time	Undefined	<input type="checkbox"/>
#21	Scan a code	Undefined	<input type="checkbox"/>
#30	Set active course	Undefined	<input type="checkbox"/>
#31	Show order QR code	Undefined	<input type="checkbox"/>
#32	Recycling deposit return	Undefined	<input type="checkbox"/>
#33	Register fiscal private and lottery code	Undefined	<input checked="" type="checkbox"/>

Buttons: Cancel, Save



Then enter a number for the position at which this function should be displayed into the given field. You also can use the up- and downward facing arrows to either in- or decrease this number.

**App functions**

Name: Dish Video Demo Italy Language: English

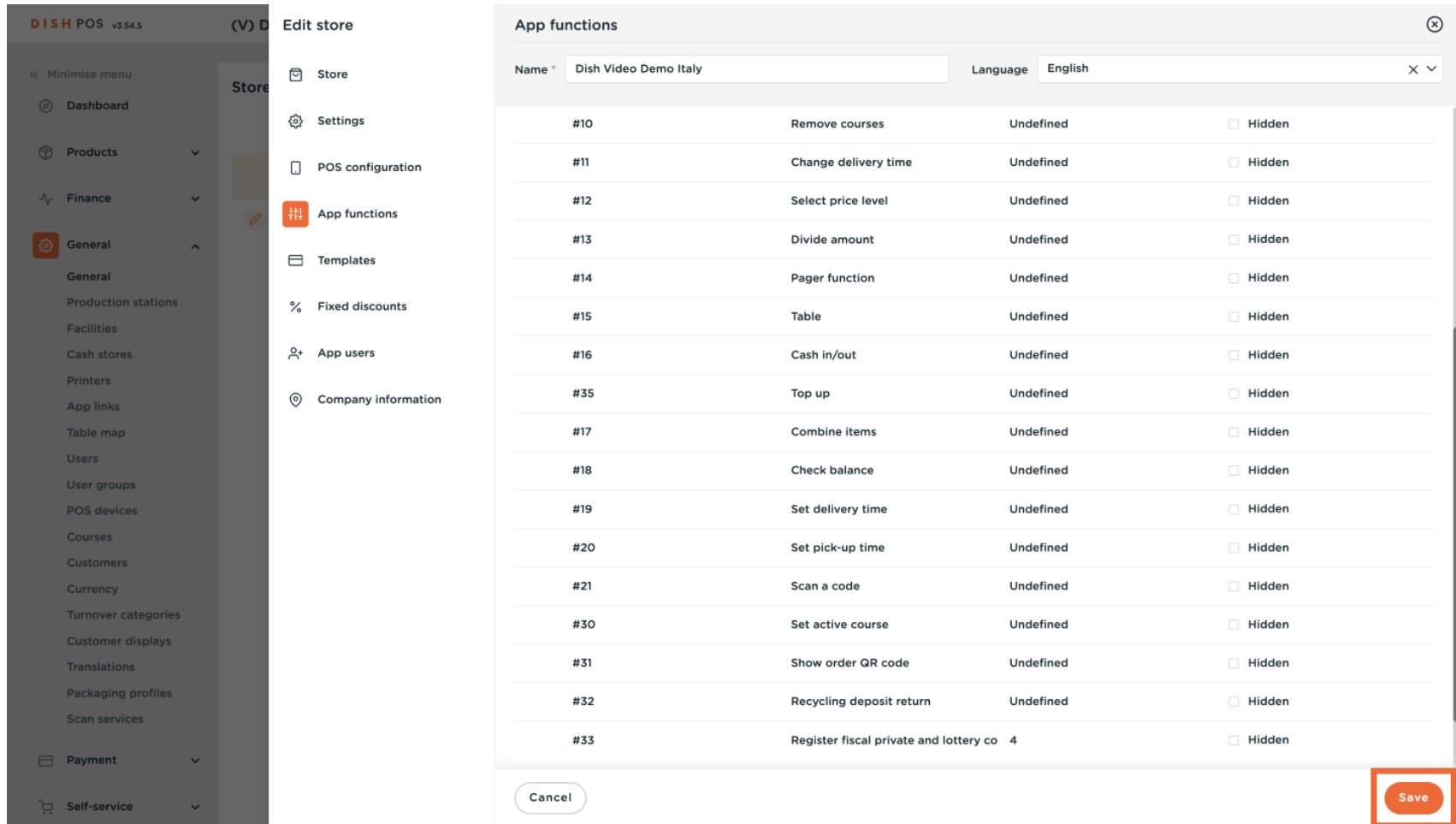
#8	Print order	Undefined	<input type="checkbox"/> Hidden
#9	Set number of guests	Undefined	<input type="checkbox"/> Hidden
#10	Remove courses	Undefined	<input type="checkbox"/> Hidden
#11	Change delivery time	Undefined	<input type="checkbox"/> Hidden
#12	Select price level	Undefined	<input type="checkbox"/> Hidden
#13	Divide amount	Undefined	<input type="checkbox"/> Hidden
#14	Pager function	Undefined	<input type="checkbox"/> Hidden
#15	Table	Undefined	<input type="checkbox"/> Hidden
#16	Cash in/out	Undefined	<input type="checkbox"/> Hidden
#17	Combine items	Undefined	<input type="checkbox"/> Hidden
#18	Check balance	Undefined	<input type="checkbox"/> Hidden
#19	Set delivery time	Undefined	<input type="checkbox"/> Hidden
#20	Set pick-up time	Undefined	<input type="checkbox"/> Hidden
#21	Scan a code	Undefined	<input type="checkbox"/> Hidden
#30	Set active course	Undefined	<input type="checkbox"/> Hidden
#31	Show order QR code	Undefined	<input type="checkbox"/> Hidden
#32	Recycling deposit return	Undefined	<input type="checkbox"/> Hidden
#33	Register fiscal private and lottery code	0	<input checked="" type="checkbox"/> Hidden

Buttons: Cancel, Save





Once you are done managing the app functions, click on **Save** to apply the changes.



**App functions**

Name: Dish Video Demo Italy Language: English

#10	Remove courses	Undefined	<input type="checkbox"/> Hidden
#11	Change delivery time	Undefined	<input type="checkbox"/> Hidden
#12	Select price level	Undefined	<input type="checkbox"/> Hidden
#13	Divide amount	Undefined	<input type="checkbox"/> Hidden
#14	Pager function	Undefined	<input type="checkbox"/> Hidden
#15	Table	Undefined	<input type="checkbox"/> Hidden
#16	Cash in/out	Undefined	<input type="checkbox"/> Hidden
#35	Top up	Undefined	<input type="checkbox"/> Hidden
#17	Combine items	Undefined	<input type="checkbox"/> Hidden
#18	Check balance	Undefined	<input type="checkbox"/> Hidden
#19	Set delivery time	Undefined	<input type="checkbox"/> Hidden
#20	Set pick-up time	Undefined	<input type="checkbox"/> Hidden
#21	Scan a code	Undefined	<input type="checkbox"/> Hidden
#30	Set active course	Undefined	<input type="checkbox"/> Hidden
#31	Show order QR code	Undefined	<input type="checkbox"/> Hidden
#32	Recycling deposit return	Undefined	<input type="checkbox"/> Hidden
#33	Register fiscal private and lottery co 4	Undefined	<input type="checkbox"/> Hidden

Buttons: Cancel, Save



Keep in mind, since there have been changes made, you need to send those to your system, by directing to the general settings.

DISH POS v3.29.1 (V) Demo IT Video ☺ Dish Support dish\_it\_video@dish.digital

Stores

Normalise price rules SEND

Name	Current version	Update status	Send status	Last transmission
Dish Video Demo Italy	v3s122b4	● Up to date	✓	2024-02-22 17:09



Scan to go to the interactive player