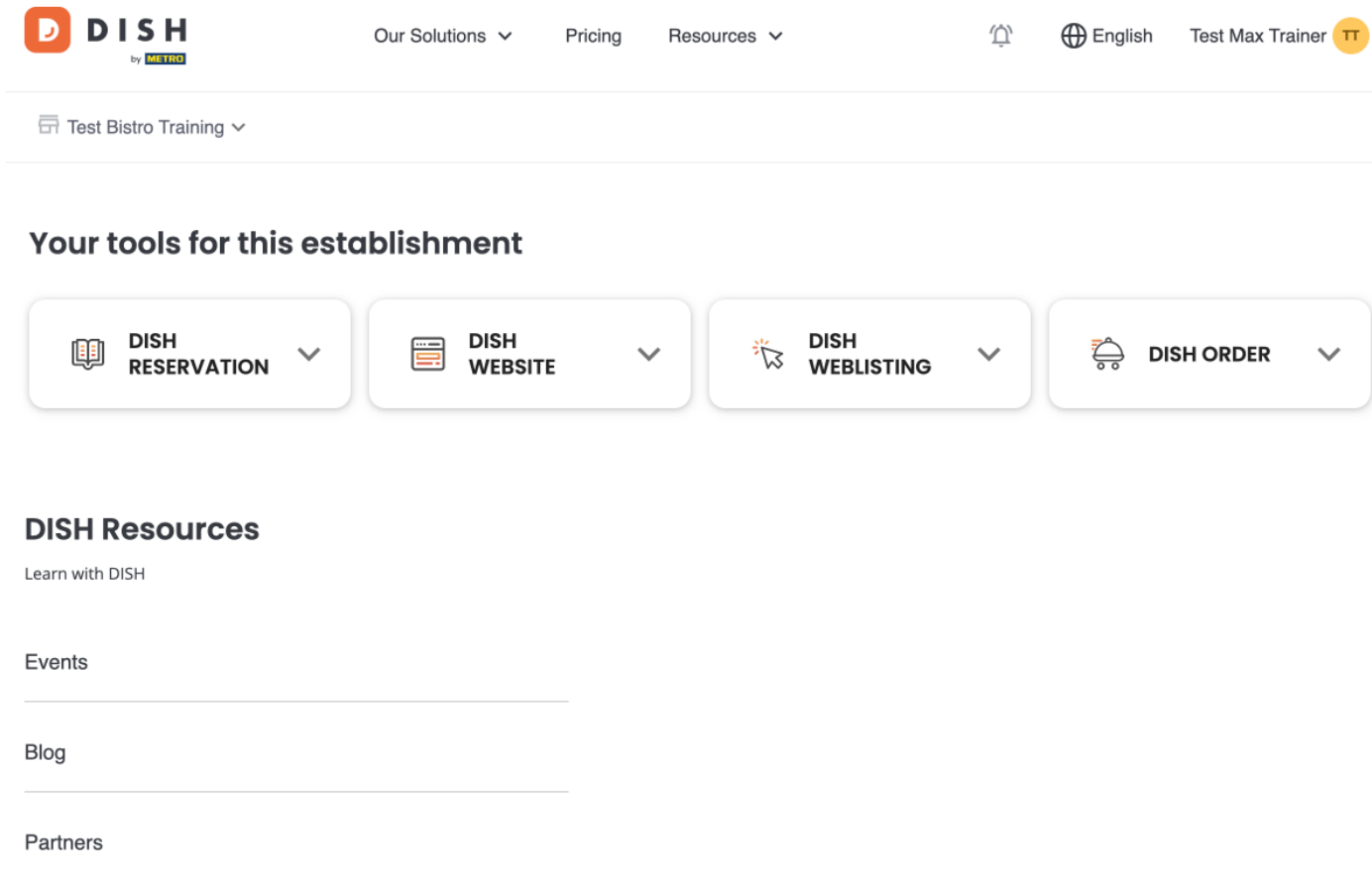




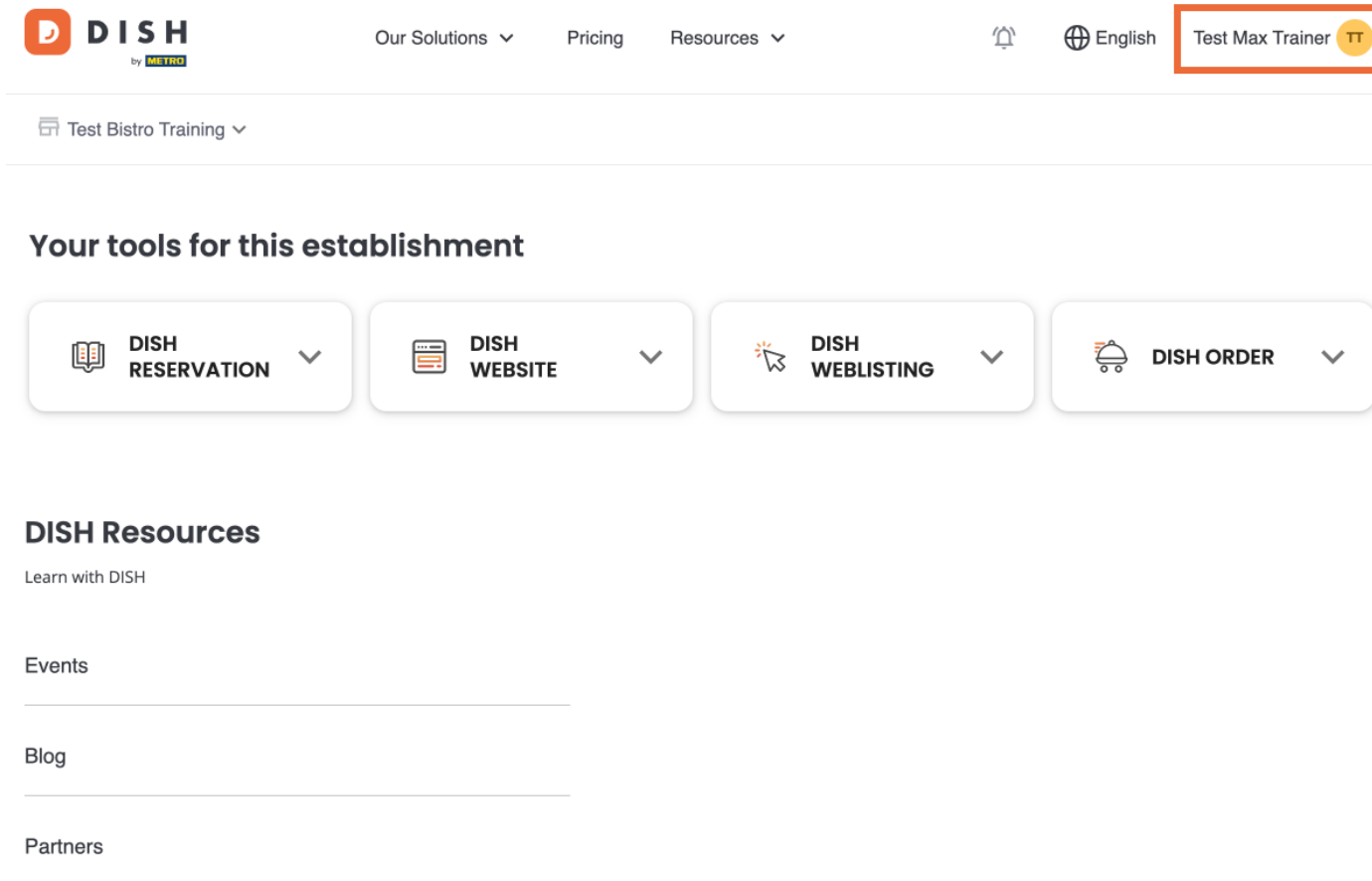
Willkommen beim DISH-Dashboard. In diesem Tutorial zeigen wir Ihnen, wie Sie Ihr Passwort auf [dish.co ändern](#).



The screenshot shows the top navigation bar of the DISH dashboard. On the left is the DISH logo. In the center are links for 'Our Solutions', 'Pricing', and 'Resources'. On the right are a notification bell, a language selector set to 'English', and a user profile for 'Test Max Trainer' with a 'TT' avatar. Below the navigation bar is a breadcrumb trail: 'Test Bistro Training'. The main content area is titled 'Your tools for this establishment' and contains four interactive buttons: 'DISH RESERVATION', 'DISH WEBSITE', 'DISH WEBLISTING', and 'DISH ORDER'. Below this is a section titled 'DISH Resources' with the subtext 'Learn with DISH'. Underneath are three horizontal lines representing links for 'Events', 'Blog', and 'Partners'.



Klicken Sie zunächst oben rechts im Dashboard auf Ihren **Benutzernamen**.




The screenshot shows the top navigation bar of the DISH dashboard. On the left is the DISH logo. In the center are links for 'Our Solutions', 'Pricing', and 'Resources'. On the right are a notification bell, a language selector set to 'English', and a user profile dropdown menu labeled 'Test Max Trainer' with a yellow circle containing the letters 'TT'. This dropdown menu is highlighted with a red rectangular box. Below the navigation bar, there is a breadcrumb trail 'Test Bistro Training'. The main content area is titled 'Your tools for this establishment' and contains four buttons: 'DISH RESERVATION', 'DISH WEBSITE', 'DISH WEBLISTING', and 'DISH ORDER'. Below this is a section titled 'DISH Resources' with the subtext 'Learn with DISH'. Underneath are three horizontal lines representing links for 'Events', 'Blog', and 'Partners'.

Klicken Sie dann auf „Konten und Einstellungen“ .

The screenshot displays the top navigation bar of the DISH by METRO website. The logo is on the left, followed by navigation links: 'Our Solutions', 'Pricing', and 'Resources'. On the right, there is a notification bell, a language selector set to 'English', and a user profile for 'Test Max Trainer' with a yellow 'TT' badge. A dropdown menu is open from the user profile, with 'Accounts & Settings' highlighted by a red box. Other menu items include 'My Establishments', 'Payment Details & Invoices', and 'Log out'. Below the navigation bar, there is a section for 'Test Bistro Training' and a heading 'Your tools for this establishment' with four buttons: 'DISH RESERVATION', 'DISH WEBSITE', 'DISH WEBLISTING', and 'DISH ORDER'. At the bottom, there is a 'DISH Resources' section with links for 'Learn with DISH', 'Events', 'Blog', and 'Partners'.

Im nächsten Schritt klicken Sie auf **Passwort ändern**.



Notification Settings

Please select through which channel you want to receive DISH Updates.

NEWSLETTER

OFF ON

E-MAIL

OFF ON

SMS

OFF ON

PUSH NOTIFICATIONS

OFF ON

IM

OFF ON



Change Email

To change the email of your DISH account, please click the button.

Current Email: training@hd.digital

Change Email



Change Password

To change the password of your DISH account, please click the button below.

Change Password



Change Mobile Number

To change the mobile number of your DISH account, please click the button.

Mobile Number: +4915787016074

Change Number





Sie befinden sich nun in der Passworteinstellung. Tragen Sie zunächst Ihr **aktuelles Passwort** ein .

Change Password

[Back to application](#)

[Save](#)

 Jetzt ist es Zeit, Ihr neues Passwort einzugeben .

Change Password

..... 

My password

| 

New Password



Confirmation


[Back to application](#)

[Save](#)




Bestätigen Sie abschließend Ihr neues Passwort, indem Sie es in das letzte **Textfeld** noch einmal eingeben .


Change Password

..... 

My password

..... 

New Password

..... 


Confirmation

[Back to application](#)


Save

Wenn Sie sich Ihrer Auswahl sicher sind, klicken Sie auf **Speichern**.


Change Password

..... 

My password

..... 

New Password

.....| 

Confirmation

Back to application


Save




Das war's! Ihr Passwort wurde aktualisiert.

Your password has been updated.


Change Password



My password



New Password



Confirmation

[Back to application](#)



Scannen, um zum interaktiven Player zu gelangen