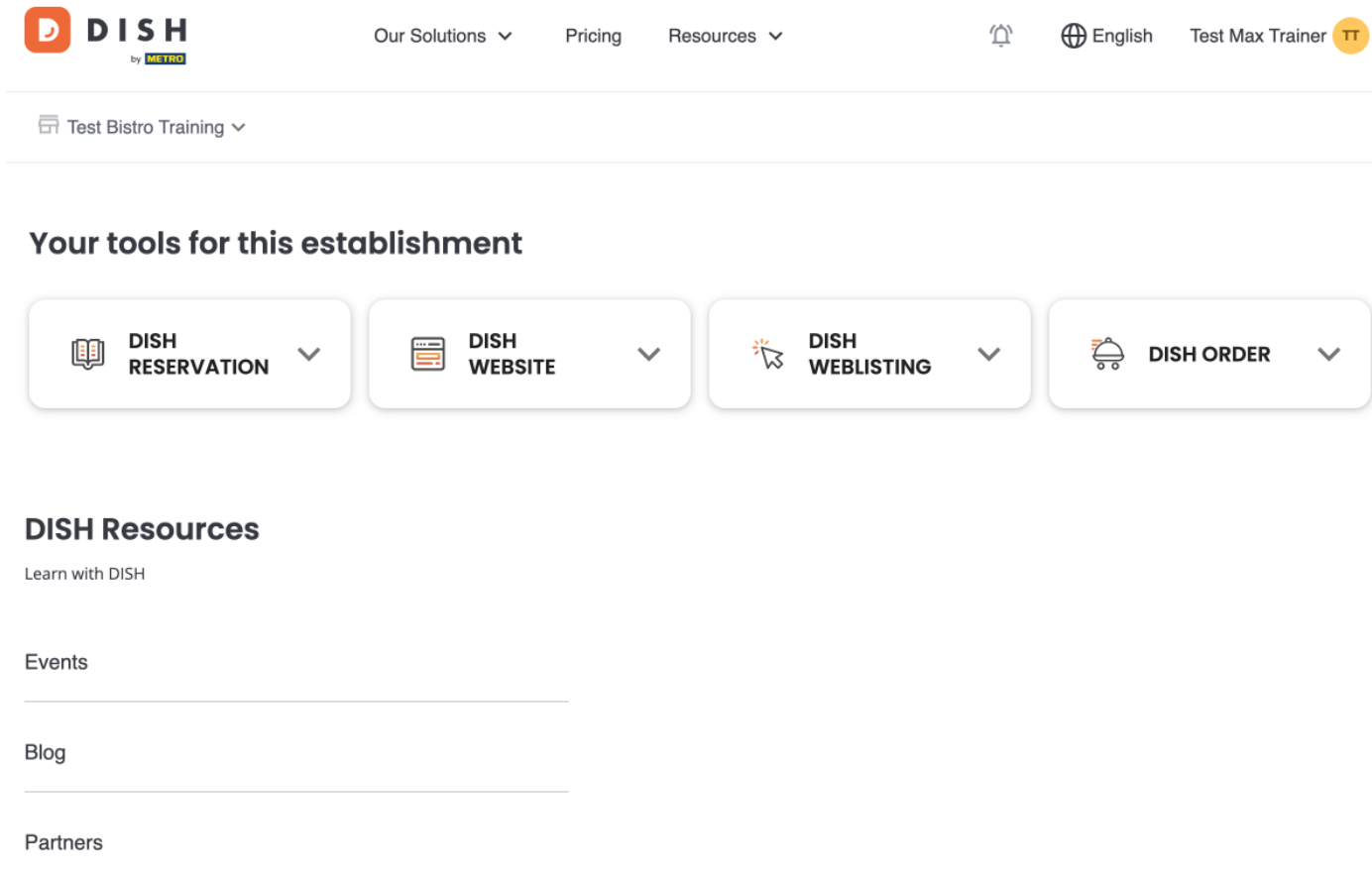


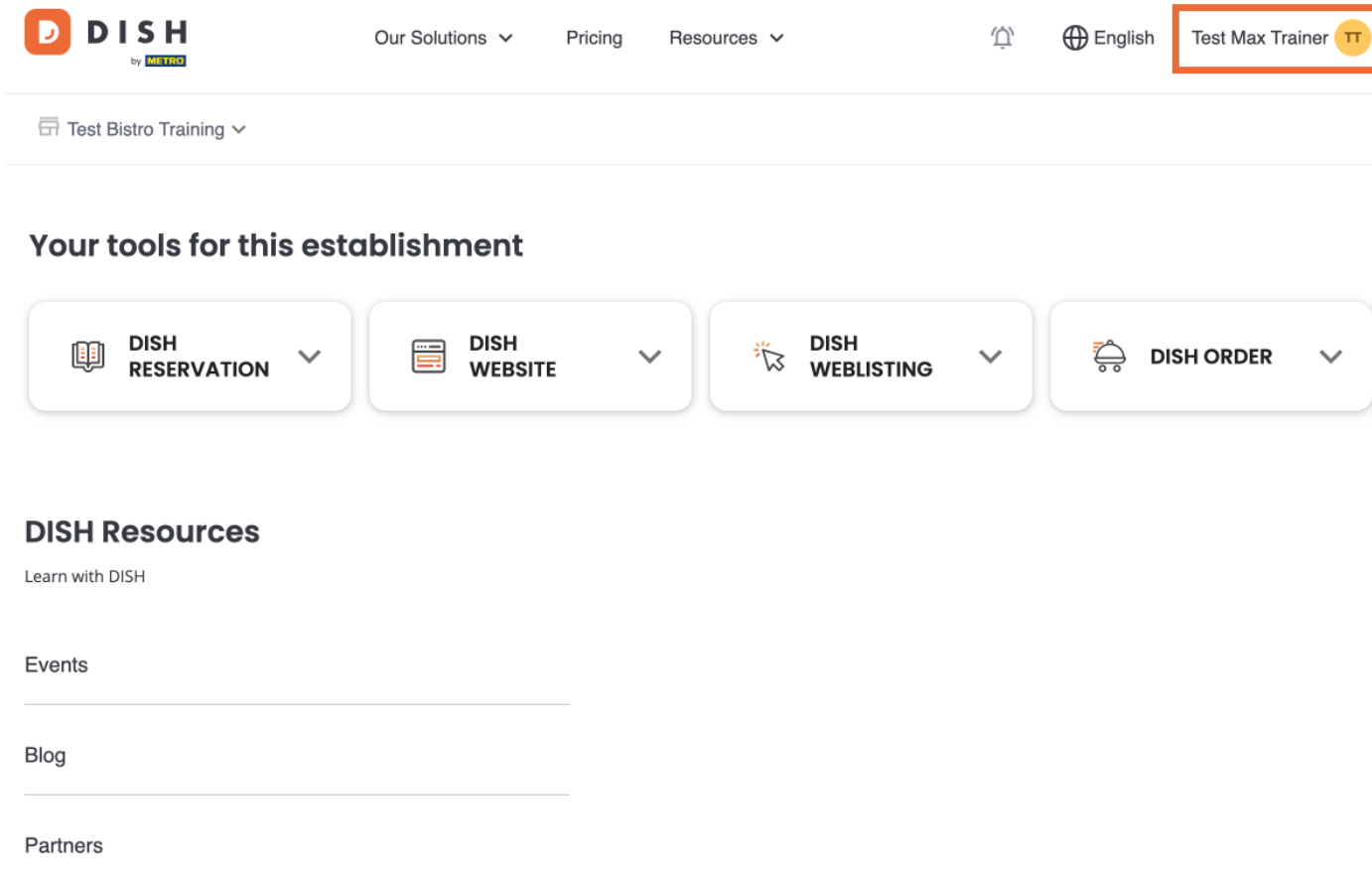


Benvenuti alla dashboard di DISH. In questo tutorial, vi mostreremo come cambiare la vostra password su dish.co.



The screenshot shows the top navigation bar of the DISH dashboard. On the left is the DISH by METRO logo. To its right are links for 'Our Solutions', 'Pricing', and 'Resources', each with a dropdown arrow. Further right are a notification bell icon, a language selector set to 'English', and a user profile for 'Test Max Trainer' with a 'TT' initials icon. Below the navigation bar is a breadcrumb trail: 'Test Bistro Training' with a dropdown arrow. The main content area is titled 'Your tools for this establishment' and contains four interactive buttons: 'DISH RESERVATION', 'DISH WEBSITE', 'DISH WEBLISTING', and 'DISH ORDER', each with an icon and a dropdown arrow. Below this is a section titled 'DISH Resources' with the subtext 'Learn with DISH'. Underneath are three horizontal lines representing links for 'Events', 'Blog', and 'Partners'.

Per prima cosa, clicca sul tuo **nome utente** nell'angolo in alto a destra della dashboard.

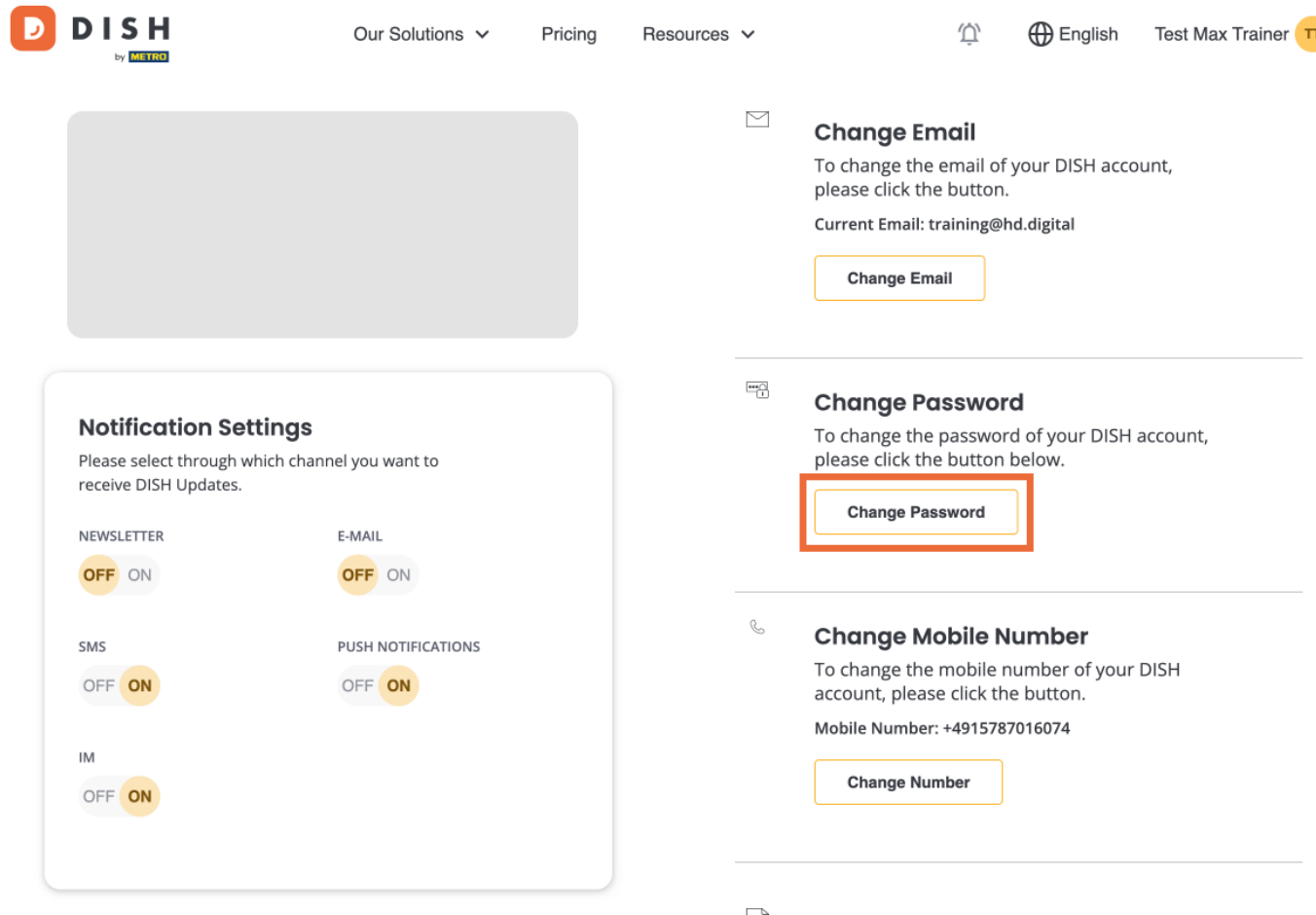




Quindi, fare clic su **Account e impostazioni**.

The screenshot shows the top navigation bar of the DISH by METRO website. The logo is on the left, followed by navigation links: 'Our Solutions', 'Pricing', and 'Resources'. On the right, there is a notification bell, a language selector set to 'English', and a user profile for 'Test Max Trainer' with a yellow 'TT' avatar. A dropdown menu is open from the user profile, with 'Accounts & Settings' highlighted by a red box. Other menu items include 'My Establishments', 'Payment Details & Invoices', and 'Log out'. Below the navigation bar, there is a section for 'Test Bistro Training' and a heading 'Your tools for this establishment' with four buttons: 'DISH RESERVATION', 'DISH WEBSITE', 'DISH WEBLISTING', and 'DISH ORDER'. At the bottom, there is a 'DISH Resources' section with links for 'Learn with DISH', 'Events', 'Blog', and 'Partners'.

Il passo successivo è cliccare su **Cambia password**.



The screenshot shows the DISH user profile settings page. The navigation bar includes the DISH logo, 'Our Solutions', 'Pricing', 'Resources', a notification bell, 'English', and 'Test Max Trainer'. The main content area is divided into two columns. The left column contains a 'Notification Settings' section with toggle switches for Newsletter, E-mail, SMS, Push Notifications, and IM. The right column contains three sections: 'Change Email' with a 'Change Email' button, 'Change Password' with a 'Change Password' button highlighted by a red box, and 'Change Mobile Number' with a 'Change Number' button.

Notification Settings
Please select through which channel you want to receive DISH Updates.

Channel	Status
NEWSLETTER	OFF
E-MAIL	OFF
SMS	OFF
PUSH NOTIFICATIONS	OFF
IM	OFF


Change Email
To change the email of your DISH account, please click the button.
Current Email: training@hd.digital
[Change Email](#)


Change Password
To change the password of your DISH account, please click the button below.
[Change Password](#)


Change Mobile Number
To change the mobile number of your DISH account, please click the button.
Mobile Number: +4915787016074
[Change Number](#)

 Ora sei nell'impostazione della tua password. Per prima cosa, inserisci la tua **password attuale** .

Change Password







[Back to application](#)

 Adesso è il momento di digitare la tua **nuova password**.

Change Password

..... 

My password

| 

New Password

..... 


Confirmation

[Back to application](#)


Save

 Infine, conferma la tua nuova password digitandola nuovamente nell'ultimo **campo di testo** .


Change Password

..... 

My password

..... 

New Password

..... 


Confirmation

[Back to application](#)


[Save](#)

 Una volta che sei sicuro della tua scelta, clicca su **Salva** .


Change Password

..... 

My password

..... 

New Password

.....| 

Confirmation

[Back to application](#)

Save



Ecco fatto! La tua password è stata aggiornata.

Your password has been updated.

Change Password

My password

New Password

Confirmation

[Back to application](#)



Scansiona per andare al lettore interattivo