



Welcome to the DISH Order Dashboard. In this tutorial, we will show you how to accept an order.

The screenshot displays the DISH Order Dashboard interface. At the top left, there is a navigation menu with options: DASHBOARD, RESTAURANT, KITCHEN, SELL, MARKETING, USERS, LOCALIZATION, and TOOLS. The main content area is titled "Orders" and features a date range selector for "February 19, 2021 - June 11, 2024". Below this, there are several summary cards for order statistics:

Category	Value
Total orders	2
Accepted orders	0
Refused orders	2
Completed orders	0
Orders with cash payment	2
Orders with payment by card	0
Orders via online payment	0
Pick-up orders	2
Deliveries	0
Average shopping cart size	1 items

Below the "Orders" section, there is a "Revenue" section with four summary cards:

Metric	Value
Total turnover	0
Turnover from deliveries	0
Turnover from pick-up orders	0
Revenue from cash payments	0

The interface also includes a "Help" icon (question mark) in the bottom left corner and an "UPDATES" button on the right side.

First, click on **Sales**.

The screenshot shows the DISH dashboard interface. On the left, a dark blue sidebar contains a menu with the following items: DASHBOARD, RESTAURANT, KITCHEN, **SELL** (highlighted with an orange border), MARKETING, USERS, LOCALIZATION, and TOOLS. At the bottom of the sidebar is a yellow question mark icon. The main content area is titled 'Dashboard' and includes a date range selector set to 'February 19, 2021 - June 11, 2024'. Below this, the 'Orders' section is displayed with a grid of statistics:

Category	Value
Total orders	2
Accepted orders	0
Refused orders	2
Completed orders	0
Orders with cash payment	2
Orders with payment by card	0
Orders via online payment	0
Pick-up orders	2
Deliveries	0
Average shopping cart size	1 items

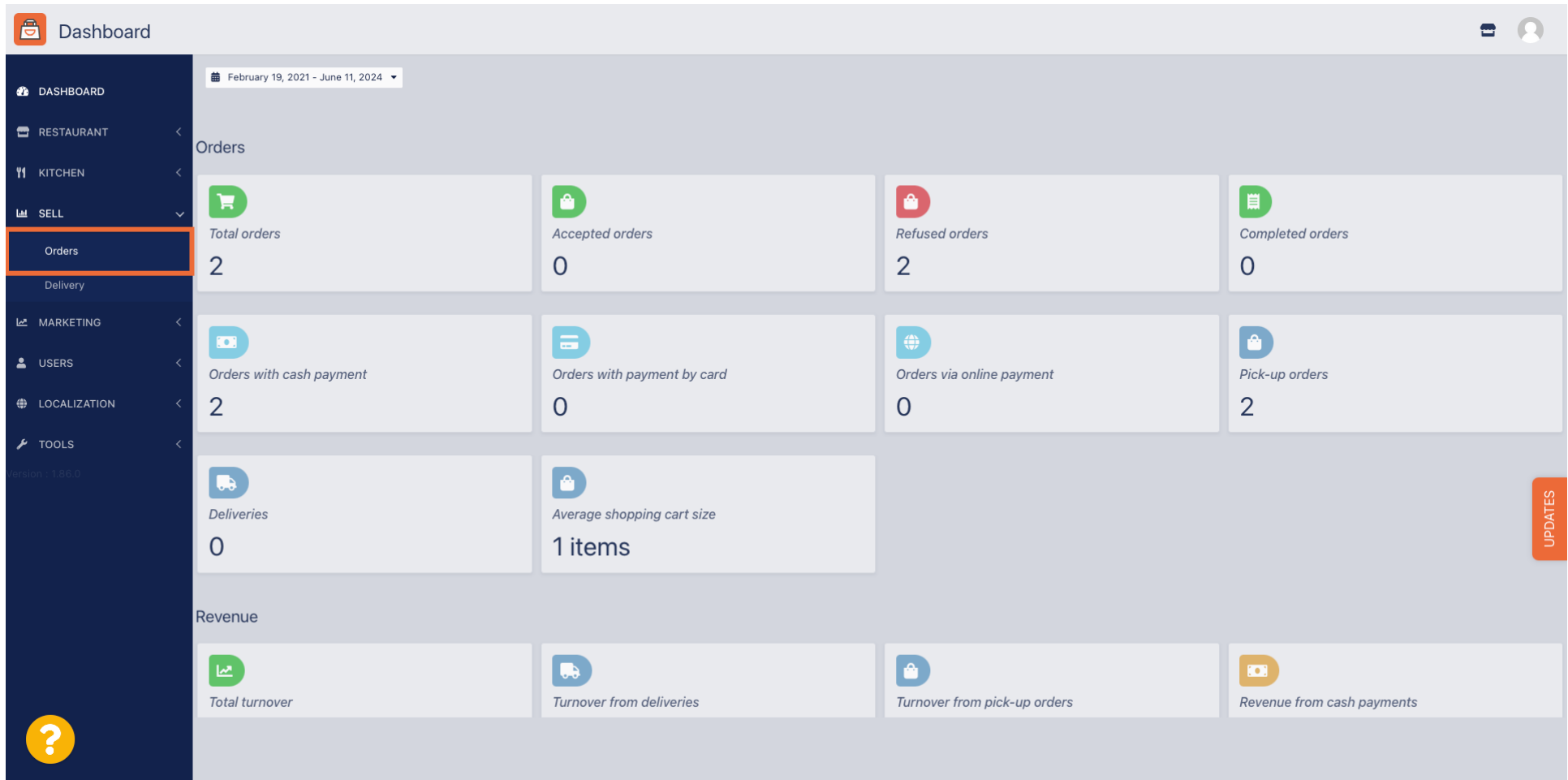
Below the 'Orders' section, the 'Revenue' section is visible with the following statistics:

Category	Value
Total turnover	
Turnover from deliveries	
Turnover from pick-up orders	
Revenue from cash payments	

An orange 'UPDATES' button is located on the right side of the dashboard.



Then click on the submenu **Orders**.



The screenshot displays the DISH dashboard interface. On the left, a dark blue navigation menu is visible with the following items: DASHBOARD, RESTAURANT, KITCHEN, SELL, Orders (highlighted with an orange border), Delivery, MARKETING, USERS, LOCALIZATION, and TOOLS. The main content area is titled 'Orders' and features a date range selector for 'February 19, 2021 - June 11, 2024'. Below this, there are several summary cards for order statistics:

Category	Value
Total orders	2
Accepted orders	0
Refused orders	2
Completed orders	0
Orders with cash payment	2
Orders with payment by card	0
Orders via online payment	0
Pick-up orders	2
Deliveries	0
Average shopping cart size	1 items

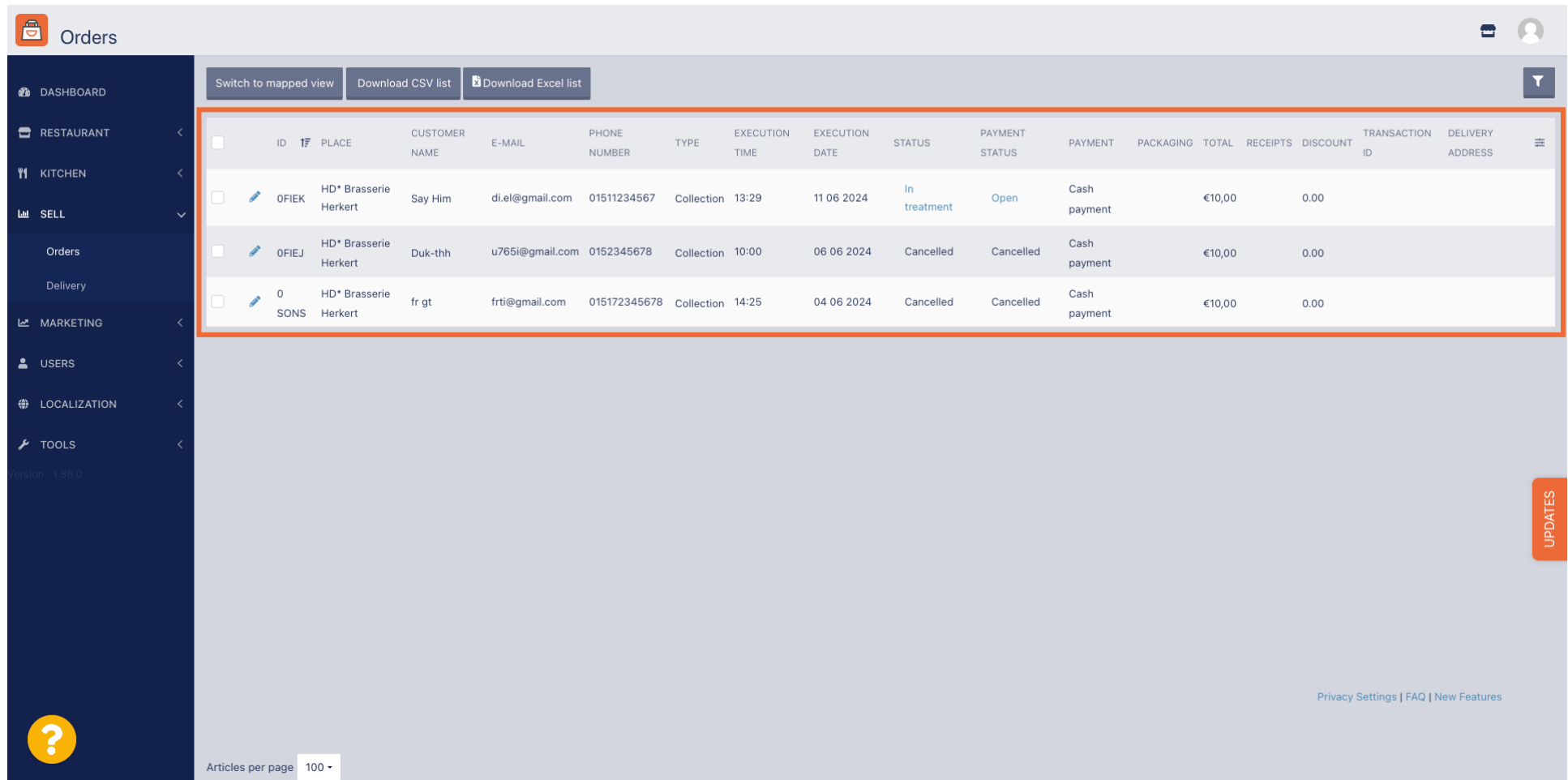
Below the order statistics, there is a 'Revenue' section with four summary cards:

Category	Value
Total turnover	
Turnover from deliveries	
Turnover from pick-up orders	
Revenue from cash payments	

An orange 'UPDATES' button is located on the right side of the dashboard. A yellow question mark icon is visible in the bottom left corner of the navigation menu.



You now have an overview of all your orders.

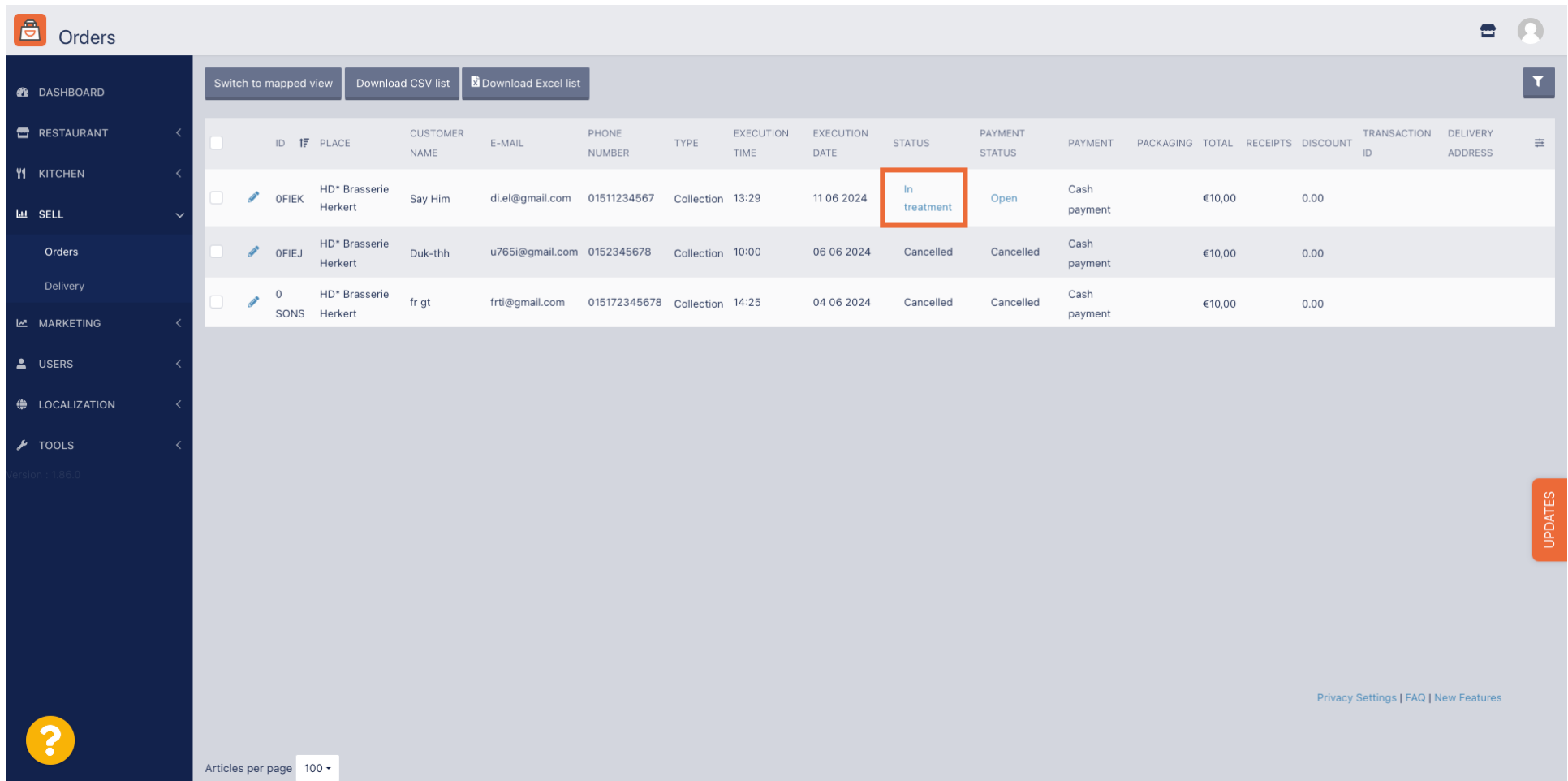


The screenshot shows the 'Orders' management interface. On the left is a dark blue sidebar with navigation options: DASHBOARD, RESTAURANT, KITCHEN, SELL (with sub-items: Orders, Delivery), MARKETING, USERS, LOCALIZATION, and TOOLS. The main content area is titled 'Orders' and includes buttons for 'Switch to mapped view', 'Download CSV list', and 'Download Excel list'. Below these is a table of orders with columns: ID, PLACE, CUSTOMER NAME, E-MAIL, PHONE NUMBER, TYPE, EXECUTION TIME, EXECUTION DATE, STATUS, PAYMENT STATUS, PAYMENT, PACKAGING, TOTAL, RECEIPTS, DISCOUNT, TRANSACTION ID, and DELIVERY ADDRESS. Three orders are listed, with the first one highlighted in orange. At the bottom left, there is a 'Articles per page' dropdown set to '100'. At the bottom right, there is a vertical 'UPDATES' button and a footer with links for 'Privacy Settings | FAQ | New Features'.

ID	PLACE	CUSTOMER NAME	E-MAIL	PHONE NUMBER	TYPE	EXECUTION TIME	EXECUTION DATE	STATUS	PAYMENT STATUS	PAYMENT	PACKAGING	TOTAL	RECEIPTS	DISCOUNT	TRANSACTION ID	DELIVERY ADDRESS
0FIEK	HD* Brasserie Herkert	Say Him	di.el@gmail.com	01511234567	Collection	13:29	11 06 2024	In treatment	Open	Cash payment		€10,00		0.00		
0FIEJ	HD* Brasserie Herkert	Duk-thh	u765i@gmail.com	0152345678	Collection	10:00	06 06 2024	Cancelled	Cancelled	Cash payment		€10,00		0.00		
0 SONS	HD* Brasserie Herkert	fr gt	frti@gmail.com	015172345678	Collection	14:25	04 06 2024	Cancelled	Cancelled	Cash payment		€10,00		0.00		



Click on **In treatment** underneath Status to modify the status of the order.

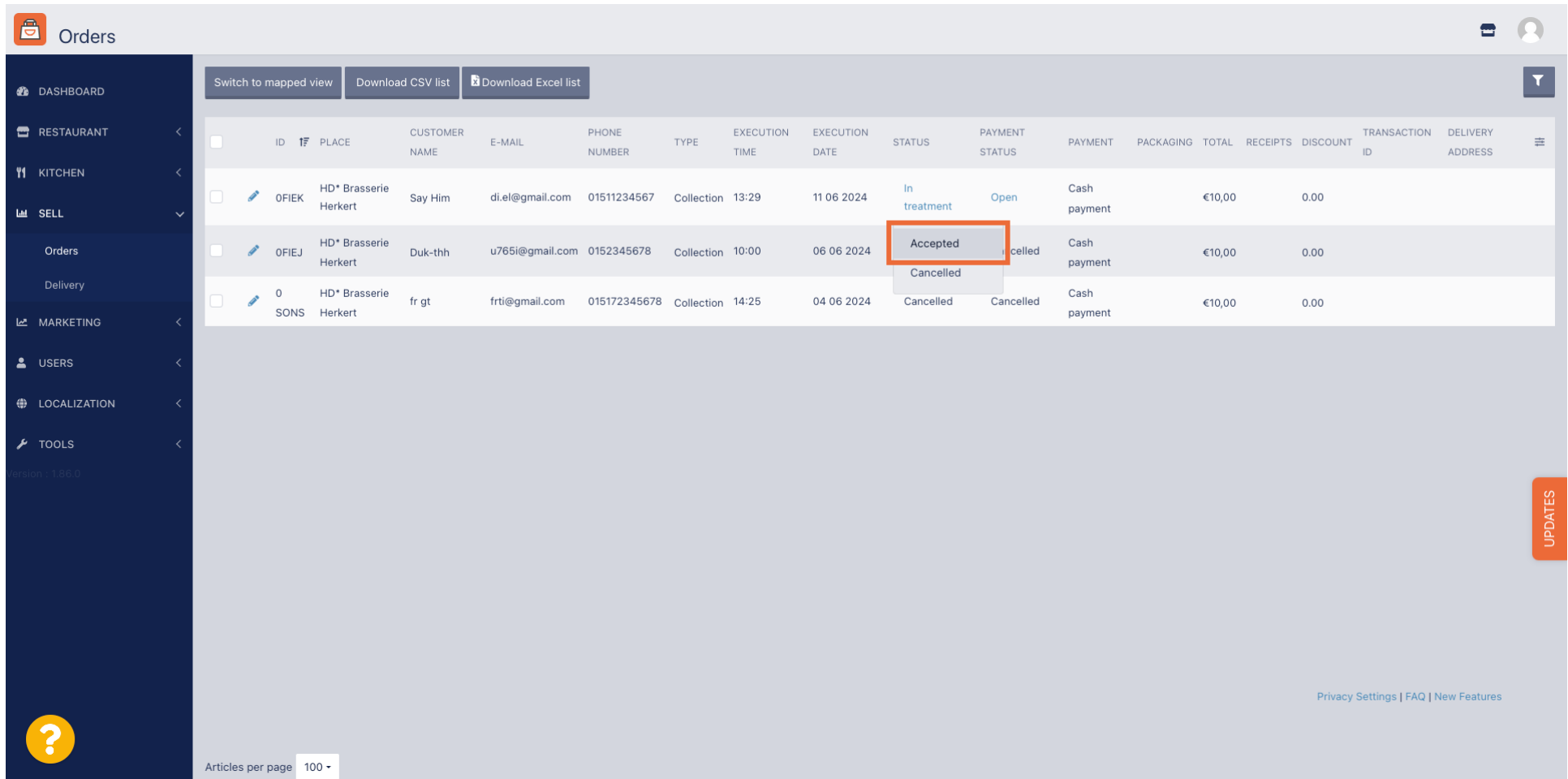


The screenshot shows the 'Orders' management interface. On the left is a dark blue sidebar with navigation options: DASHBOARD, RESTAURANT, KITCHEN, SELL, Orders, Delivery, MARKETING, USERS, LOCALIZATION, and TOOLS. The main area displays a table of orders with columns: ID, PLACE, CUSTOMER NAME, E-MAIL, PHONE NUMBER, TYPE, EXECUTION TIME, EXECUTION DATE, STATUS, PAYMENT STATUS, PAYMENT, PACKAGING, TOTAL, RECEIPTS, DISCOUNT, TRANSACTION ID, and DELIVERY ADDRESS. The first row of the table has the status 'In treatment' highlighted with a red box. Below the table, there is a 'Articles per page' dropdown set to '100'. At the bottom right, there are links for 'Privacy Settings', 'FAQ', and 'New Features'. A vertical 'UPDATES' button is on the right edge.

ID	PLACE	CUSTOMER NAME	E-MAIL	PHONE NUMBER	TYPE	EXECUTION TIME	EXECUTION DATE	STATUS	PAYMENT STATUS	PAYMENT	PACKAGING	TOTAL	RECEIPTS	DISCOUNT	TRANSACTION ID	DELIVERY ADDRESS
0FIEK	HD* Brasserie Herkert	Say Him	di.el@gmail.com	01511234567	Collection	13:29	11 06 2024	In treatment	Open	Cash payment		€10,00		0.00		
0FIEJ	HD* Brasserie Herkert	Duk-thh	u765i@gmail.com	0152345678	Collection	10:00	06 06 2024	Cancelled	Cancelled	Cash payment		€10,00		0.00		
0	HD* Brasserie SONS Herkert	fr gt	frti@gmail.com	015172345678	Collection	14:25	04 06 2024	Cancelled	Cancelled	Cash payment		€10,00		0.00		



Once that's done, a small menu appears with the available options. Select **Accepted** to accept the order.



Orders

Switch to mapped view Download CSV list Download Excel list

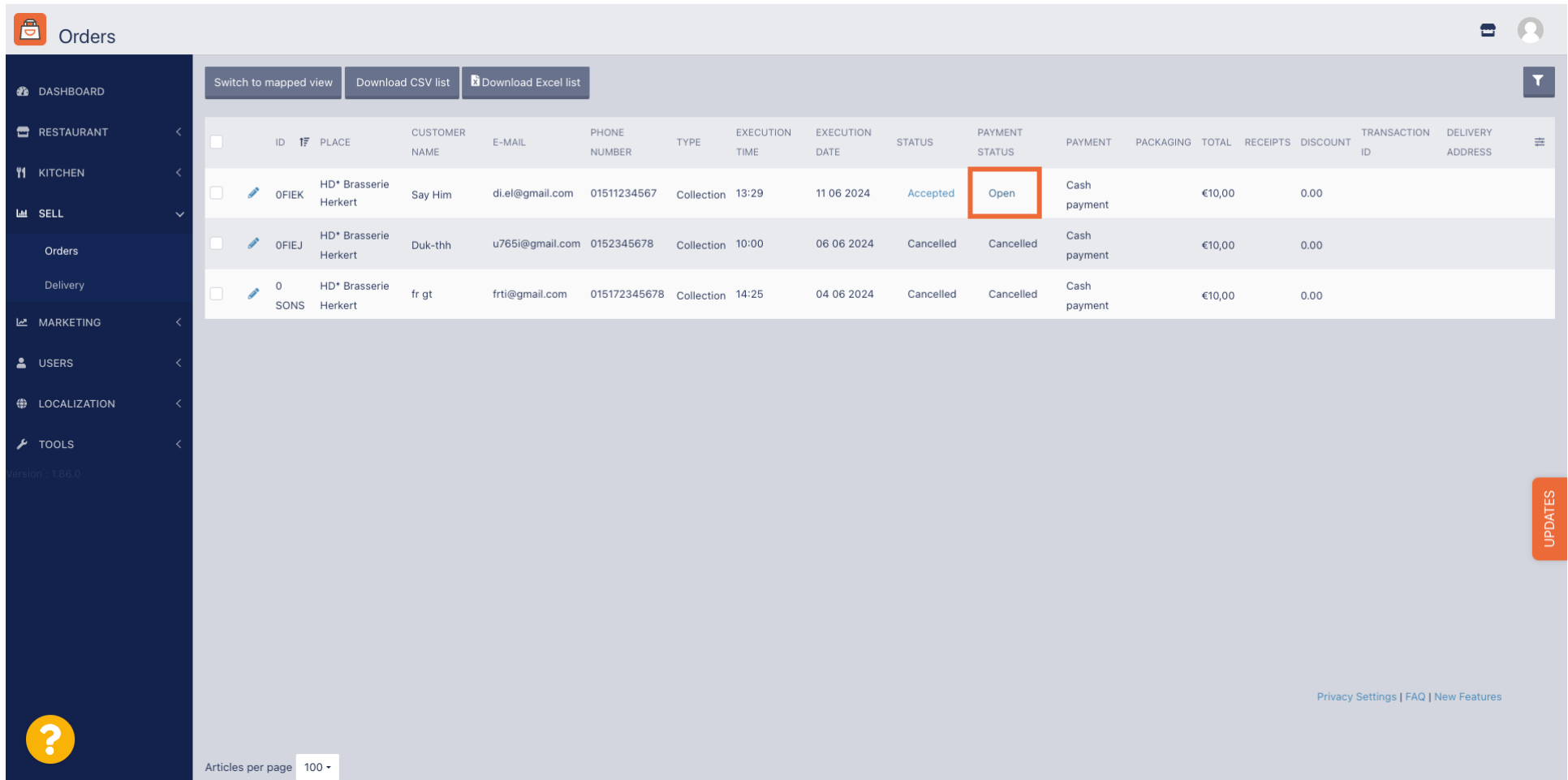
ID	PLACE	CUSTOMER NAME	E-MAIL	PHONE NUMBER	TYPE	EXECUTION TIME	EXECUTION DATE	STATUS	PAYMENT STATUS	PAYMENT	PACKAGING	TOTAL	RECEIPTS	DISCOUNT	TRANSACTION ID	DELIVERY ADDRESS
0FIEK	HD* Brasserie Herkert	Say Him	di.el@gmail.com	01511234567	Collection	13:29	11 06 2024	In treatment	Open	Cash payment		€10,00		0.00		
0FIEJ	HD* Brasserie Herkert	Duk-thh	u765i@gmail.com	0152345678	Collection	10:00	06 06 2024	Accepted	Cancelled	Cash payment		€10,00		0.00		
0SONS	HD* Brasserie Herkert	fr gt	frti@gmail.com	015172345678	Collection	14:25	04 06 2024	Cancelled	Cancelled	Cash payment		€10,00		0.00		

Articles per page 100 -

UPDATES

Privacy Settings | FAQ | New Features

In order to change the Payment Status, click on **Open**.



Orders

Switch to mapped view Download CSV list Download Excel list

ID	PLACE	CUSTOMER NAME	E-MAIL	PHONE NUMBER	TYPE	EXECUTION TIME	EXECUTION DATE	STATUS	PAYMENT STATUS	PAYMENT	PACKAGING	TOTAL	RECEIPTS	DISCOUNT	TRANSACTION ID	DELIVERY ADDRESS
0FIEK	HD* Brasserie Herkert	Say Him	di.el@gmail.com	01511234567	Collection	13:29	11 06 2024	Accepted	Open	Cash payment		€10,00		0.00		
0FIEJ	HD* Brasserie Herkert	Duk-thh	u765i@gmail.com	0152345678	Collection	10:00	06 06 2024	Cancelled	Cancelled	Cash payment		€10,00		0.00		
0 SONS	HD* Brasserie Herkert	fr gt	frti@gmail.com	015172345678	Collection	14:25	04 06 2024	Cancelled	Cancelled	Cash payment		€10,00		0.00		

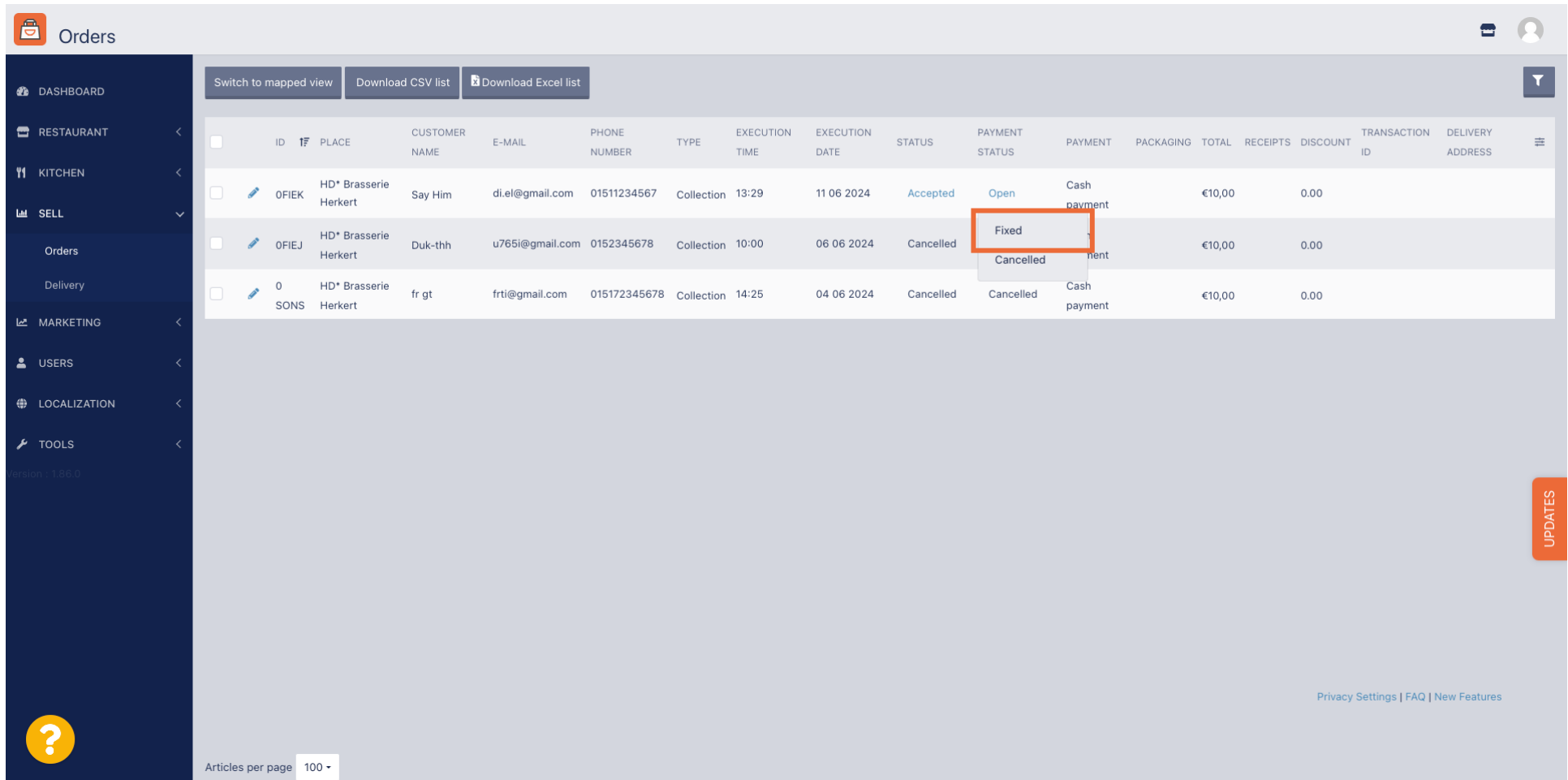
Articles per page 100 -

UPDATES

Privacy Settings | FAQ | New Features



Afterwards, a menu appears with the available options. Select **Fixed** once the payment is done.



Orders

Switch to mapped view | Download CSV list | Download Excel list

ID	PLACE	CUSTOMER NAME	E-MAIL	PHONE NUMBER	TYPE	EXECUTION TIME	EXECUTION DATE	STATUS	PAYMENT STATUS	PAYMENT	PACKAGING	TOTAL	RECEIPTS	DISCOUNT	TRANSACTION ID	DELIVERY ADDRESS
OFIEK	HD* Brasserie Herkert	Say Him	di.el@gmail.com	01511234567	Collection	13:29	11 06 2024	Accepted	Open	Cash payment		€10,00		0.00		
OFIEJ	HD* Brasserie Herkert	Duk-thh	u765i@gmail.com	0152345678	Collection	10:00	06 06 2024	Cancelled	Fixed	Cancelled		€10,00		0.00		
0 SONS	HD* Brasserie Herkert	fr gt	frti@gmail.com	015172345678	Collection	14:25	04 06 2024	Cancelled	Cancelled	Cash payment		€10,00		0.00		

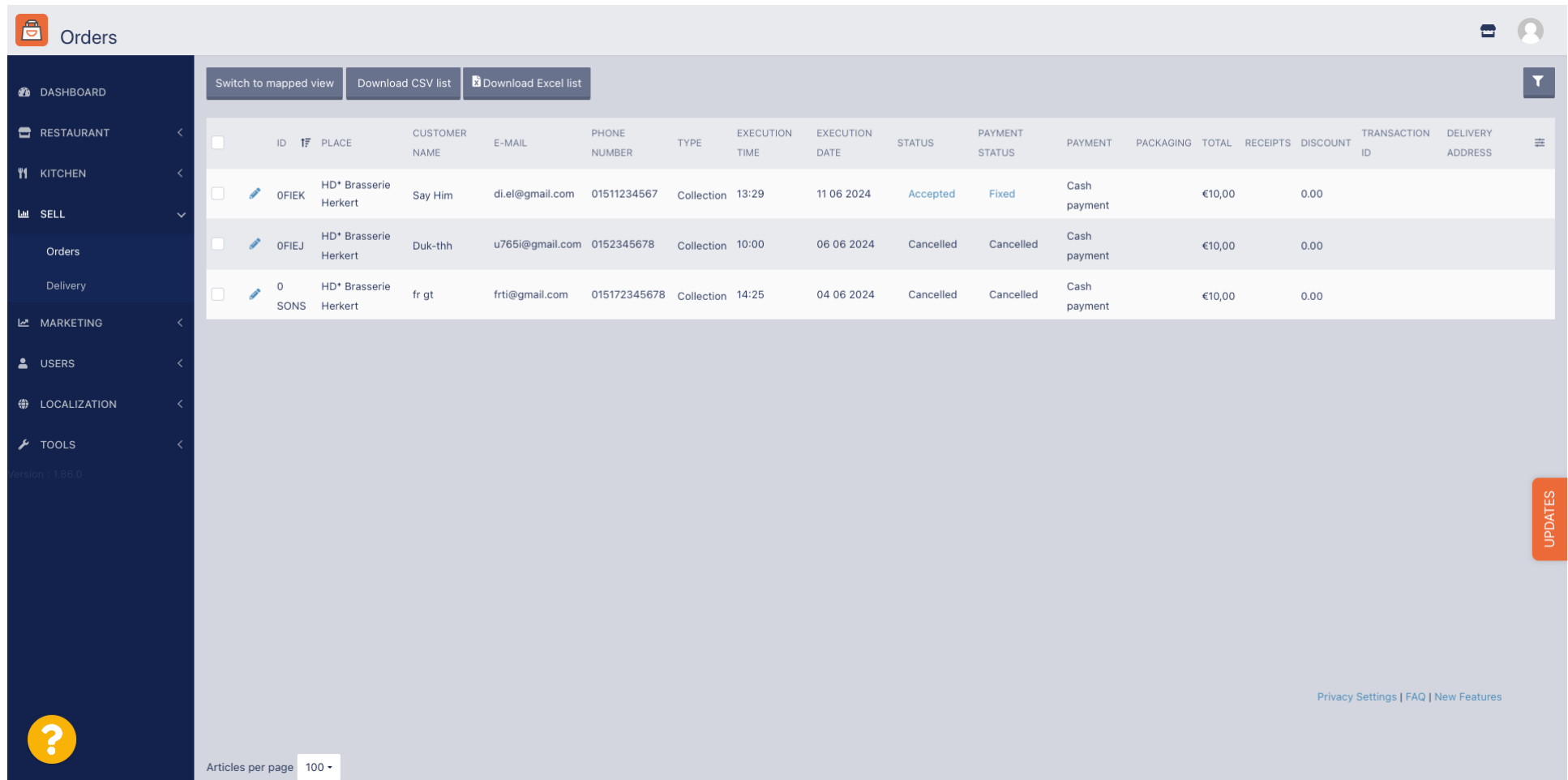
Articles per page 100 -

UPDATES

Privacy Settings | FAQ | New Features



That's it. You completed the tutorial now know how to accept an order on the Dashboard.



The screenshot shows the 'Orders' dashboard in the DISH system. The interface includes a sidebar with navigation options like DASHBOARD, RESTAURANT, KITCHEN, SELL, Orders, Delivery, MARKETING, USERS, LOCALIZATION, and TOOLS. The main content area displays a table of orders with the following data:

ID	PLACE	CUSTOMER NAME	E-MAIL	PHONE NUMBER	TYPE	EXECUTION TIME	EXECUTION DATE	STATUS	PAYMENT STATUS	PAYMENT	PACKAGING	TOTAL	RECEIPTS	DISCOUNT	TRANSACTION ID	DELIVERY ADDRESS
0FIEK	HD* Brasserie Herkert	Say Him	di.el@gmail.com	01511234567	Collection	13:29	11 06 2024	Accepted	Fixed	Cash payment		€10,00		0.00		
0FIEJ	HD* Brasserie Herkert	Duk-thh	u765i@gmail.com	0152345678	Collection	10:00	06 06 2024	Cancelled	Cancelled	Cash payment		€10,00		0.00		
0SONS	HD* Brasserie Herkert	fr gt	friti@gmail.com	015172345678	Collection	14:25	04 06 2024	Cancelled	Cancelled	Cash payment		€10,00		0.00		

Additional UI elements include a top navigation bar with 'Switch to mapped view', 'Download CSV list', and 'Download Excel list' buttons. A bottom navigation bar shows 'Articles per page 100' and a 'Help' icon. A vertical 'UPDATES' button is located on the right side of the dashboard.



Zeskanuj, aby przejść do interaktywnego odtwarzacza