

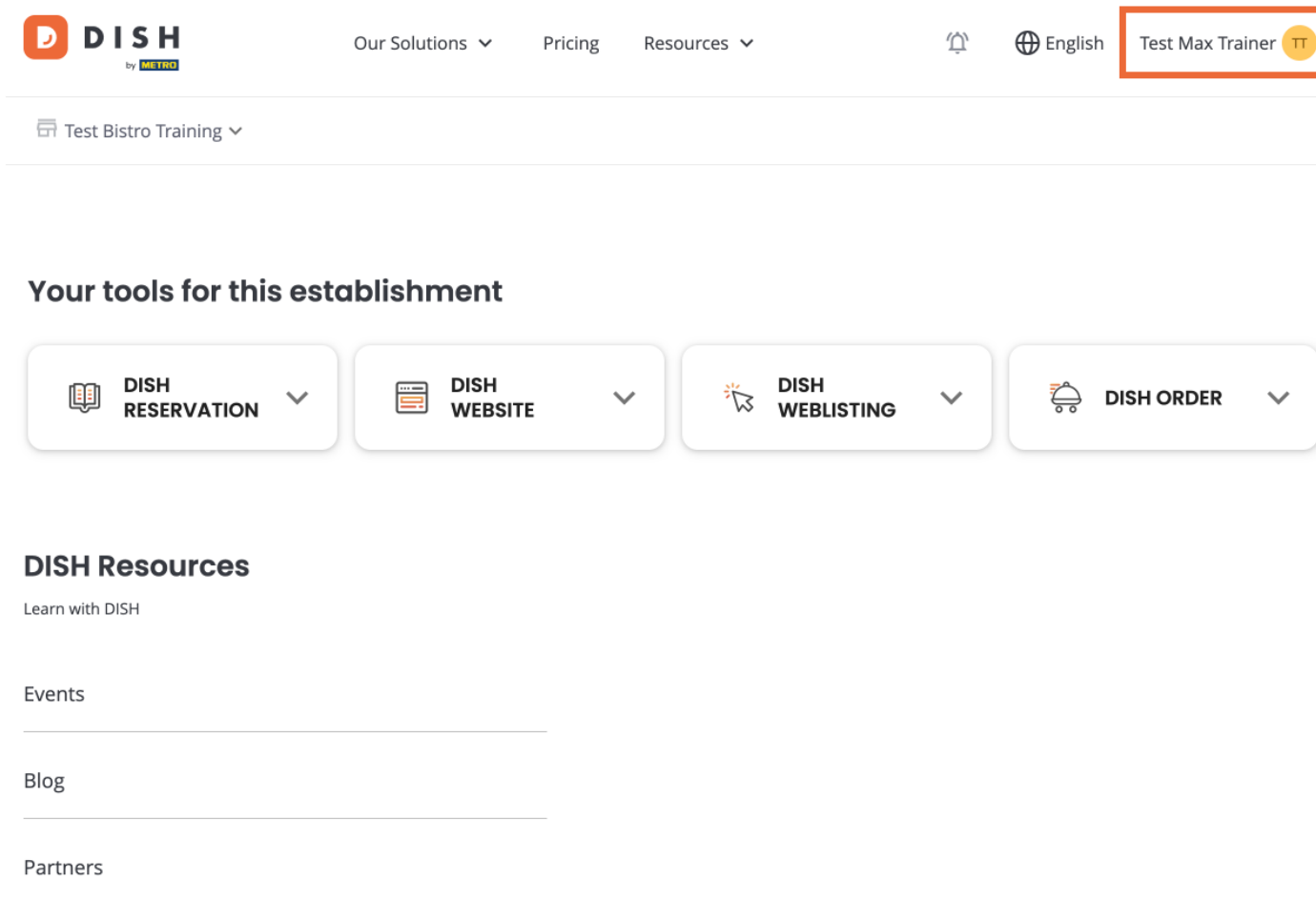


Vítejte na DISH Dashboard. V tomto tutoriálu vám ukážeme, jak zobrazit faktury za produkty.

The screenshot shows the DISH Dashboard interface. At the top left is the DISH logo with 'by METRO' underneath. To the right of the logo are navigation links: 'Our Solutions', 'Pricing', and 'Resources', each with a dropdown arrow. Further right are a notification bell icon, a globe icon labeled 'English', and a user profile icon labeled 'Test Max Trainer' with a 'TT' monogram. Below the navigation bar is a dropdown menu for 'Test Bistro Training'. The main content area features a section titled 'Your tools for this establishment' containing four buttons: 'DISH RESERVATION' (with a calendar icon), 'DISH WEBSITE' (with a document icon), 'DISH WEBLISTING' (with a cursor icon), and 'DISH ORDER' (with a shopping cart icon). Below this is a 'DISH Resources' section with the subtext 'Learn with DISH' and three horizontal links: 'Events', 'Blog', and 'Partners'.



Prvním krokem je kliknutí na **název vaší provozovny** v pravém horním rohu.




**DISH** by METRO


Our Solutions ▾ Pricing Resources ▾


🔔 English Test Max Trainer TT


🏠 Test Bistro Training ▾

### Your tools for this establishment

 **DISH RESERVATION** ▾

 **DISH WEBSITE** ▾

 **DISH WEBLISTING** ▾

 **DISH ORDER** ▾

### DISH Resources

Learn with DISH


Events

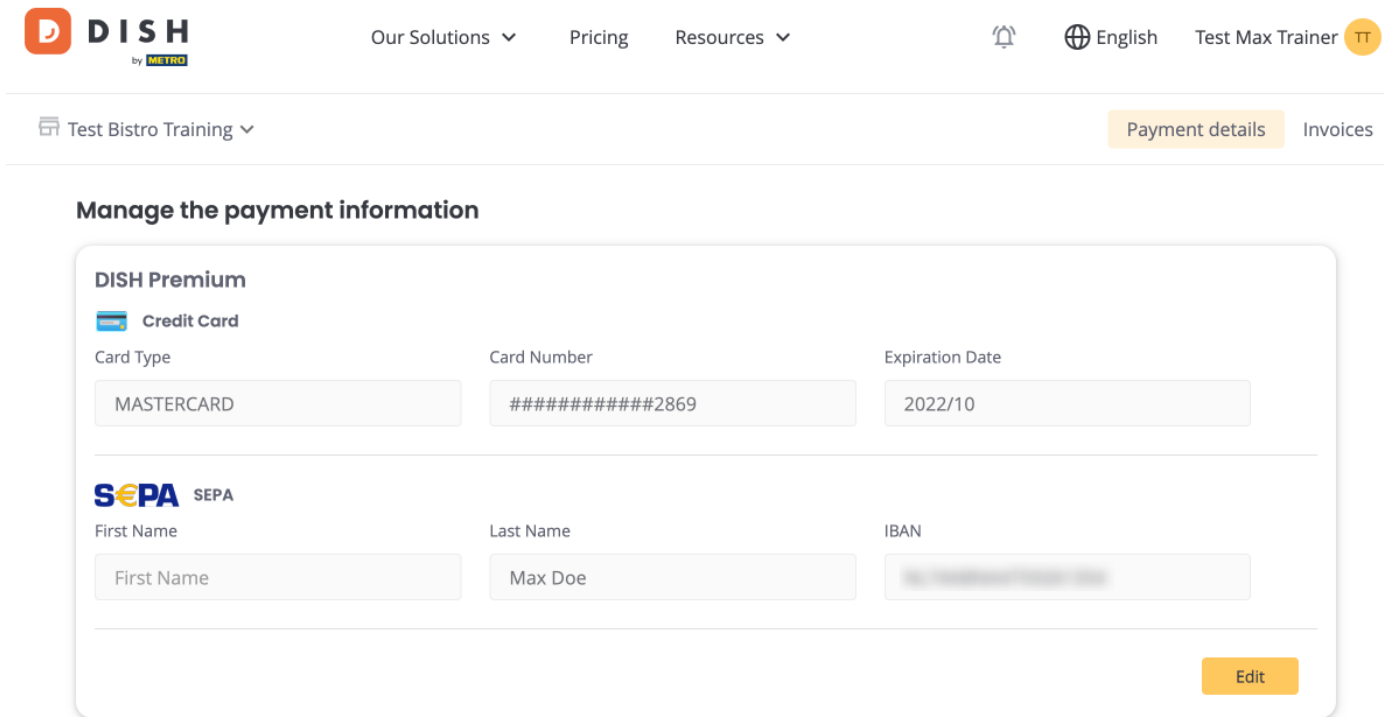
Blog

Partners

Otevře se rozbalovací nabídka a budete muset vybrat **Platební údaje a Faktury**.

The screenshot displays the DISH by METRO user interface. At the top left is the logo. The navigation bar includes 'Our Solutions', 'Pricing', and 'Resources'. On the right, there are icons for a notification bell, a globe for 'English', and a user profile for 'Test Max Trainer'. A dropdown menu is open, showing options: 'Accounts & Settings', 'My Establishments', 'Payment Details & Invoices' (highlighted with an orange border), and 'Log out'. Below the navigation is a section for 'Test Bistro Training'. The main content area is titled 'Your tools for this establishment' and contains four buttons: 'DISH RESERVATION', 'DISH WEBSITE', 'DISH WEBLISTING', and 'DISH ORDER'. Below this is a 'DISH Resources' section with links for 'Learn with DISH', 'Events', 'Blog', and 'Partners'.

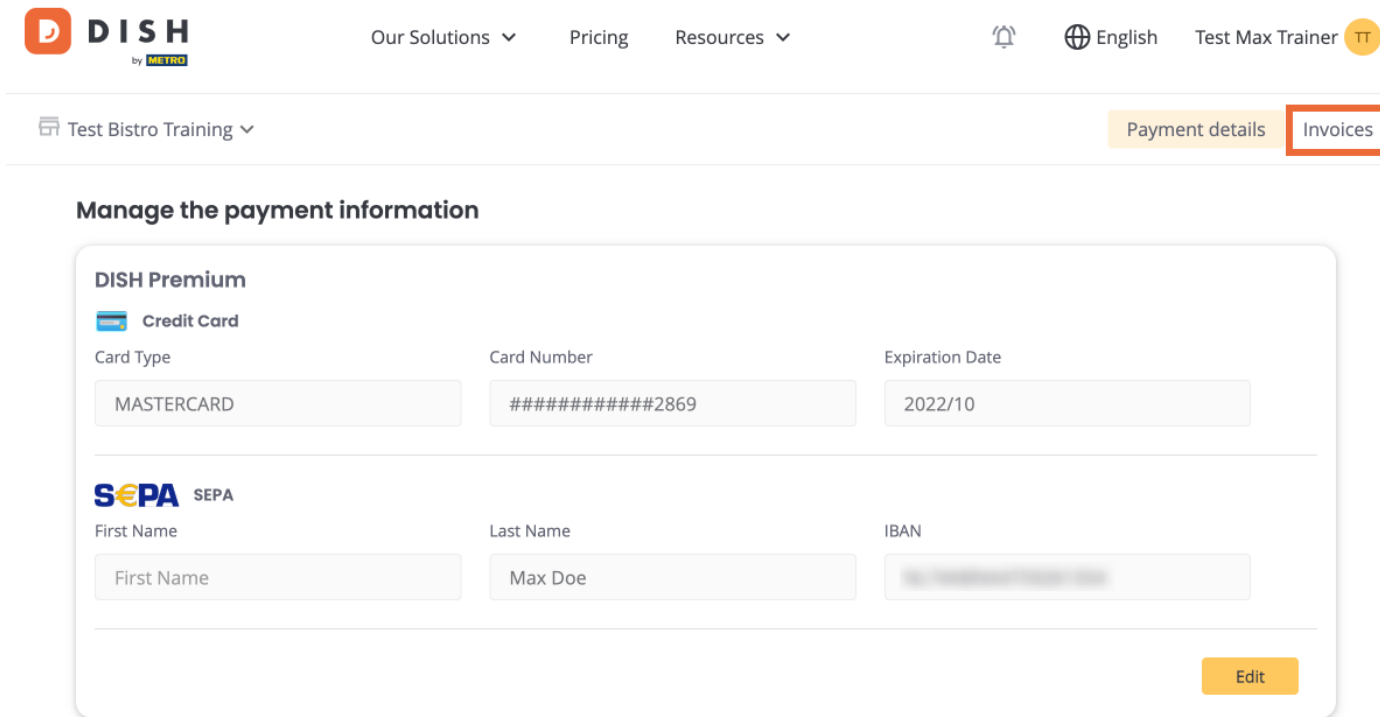
 Otevře se nové okno, kde můžete spravovat své platební údaje.



The screenshot shows the DISH by METRO user interface. At the top, there is a navigation bar with the logo, 'Our Solutions', 'Pricing', and 'Resources' menus, a notification bell, a language selector set to 'English', and a user profile for 'Test Max Trainer'. Below this is a breadcrumb trail for 'Test Bistro Training' and two tabs: 'Payment details' (active) and 'Invoices'. The main content area is titled 'Manage the payment information' and contains two sections: 'DISH Premium' and 'SEPA'. The 'DISH Premium' section is for a credit card, with fields for 'Card Type' (MASTERCARD), 'Card Number' (#####2869), and 'Expiration Date' (2022/10). The 'SEPA' section is for a bank account, with fields for 'First Name' (First Name), 'Last Name' (Max Doe), and 'IBAN' (redacted). An 'Edit' button is located at the bottom right of the form.



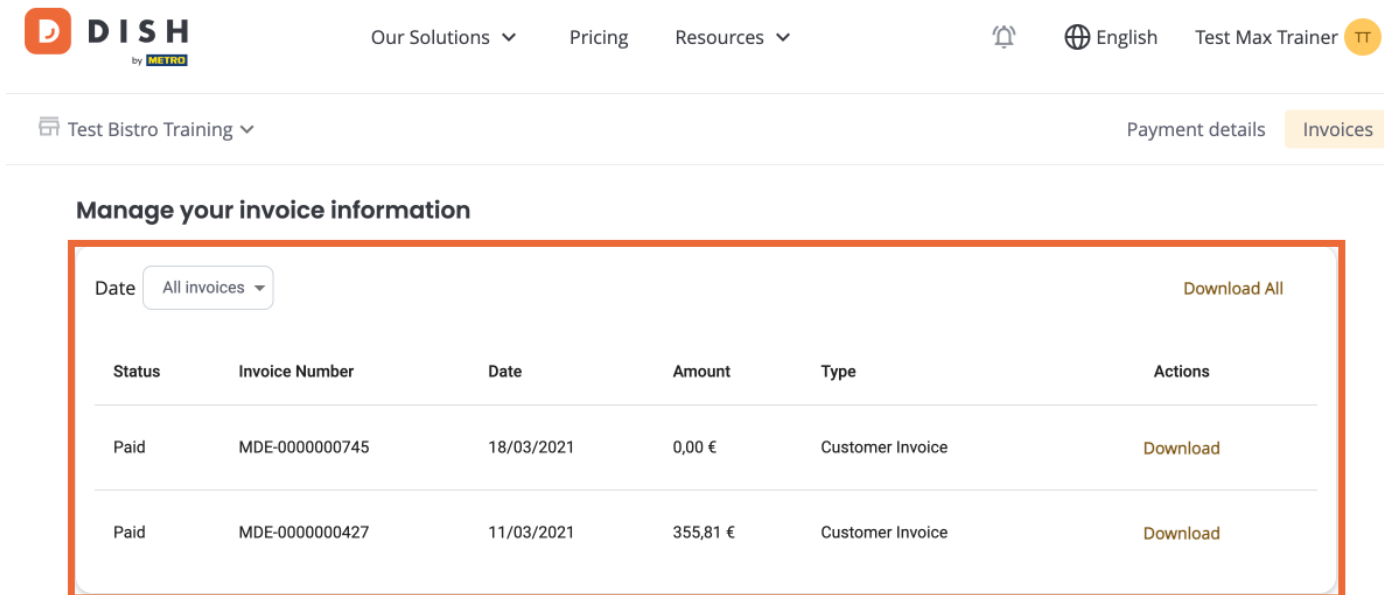
Poté klikněte na **Faktury**.



The screenshot shows the DISH by METRO web interface. At the top, there is a navigation bar with the DISH logo, 'Our Solutions', 'Pricing', and 'Resources' dropdown menus, a notification bell, 'English' language selector, and 'Test Max Trainer' user profile. Below the navigation bar, there is a breadcrumb trail 'Test Bistro Training' and two tabs: 'Payment details' and 'Invoices', with 'Invoices' being the active tab. The main content area is titled 'Manage the payment information' and contains two sections: 'DISH Premium' and 'SEPA'. The 'DISH Premium' section includes a 'Credit Card' icon and three input fields: 'Card Type' (MASTERCARD), 'Card Number' (#####2869), and 'Expiration Date' (2022/10). The 'SEPA' section includes the SEPA logo and three input fields: 'First Name' (First Name), 'Last Name' (Max Doe), and 'IBAN' (XXXXXXXXXX). An 'Edit' button is located at the bottom right of the SEPA section.



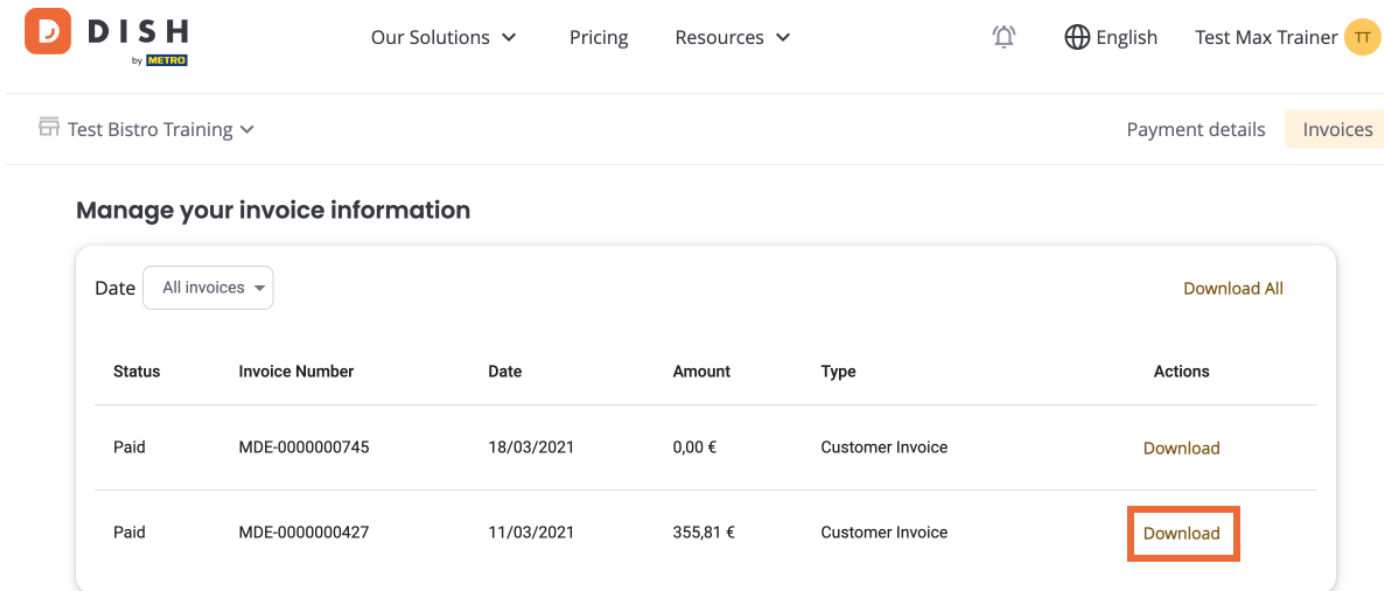
Budete mít seznam dostupných faktur a uvidíte k nim všechny relevantní informace.



The screenshot shows the DISH web interface. At the top, there is a navigation bar with the DISH logo, "Our Solutions", "Pricing", and "Resources" menus. On the right, there are icons for a notification bell, a globe for "English", and a user profile for "Test Max Trainer". Below the navigation bar, there is a breadcrumb trail "Test Bistro Training" and two tabs: "Payment details" and "Invoices". The main content area is titled "Manage your invoice information". It features a "Date" filter set to "All invoices" and a "Download All" button. Below this is a table with the following data:

Status	Invoice Number	Date	Amount	Type	Actions
Paid	MDE-0000000745	18/03/2021	0,00 €	Customer Invoice	Download
Paid	MDE-0000000427	11/03/2021	355,81 €	Customer Invoice	Download

 Pokud si přejete uložit kopii faktury, klikněte na **Stáhnout**.

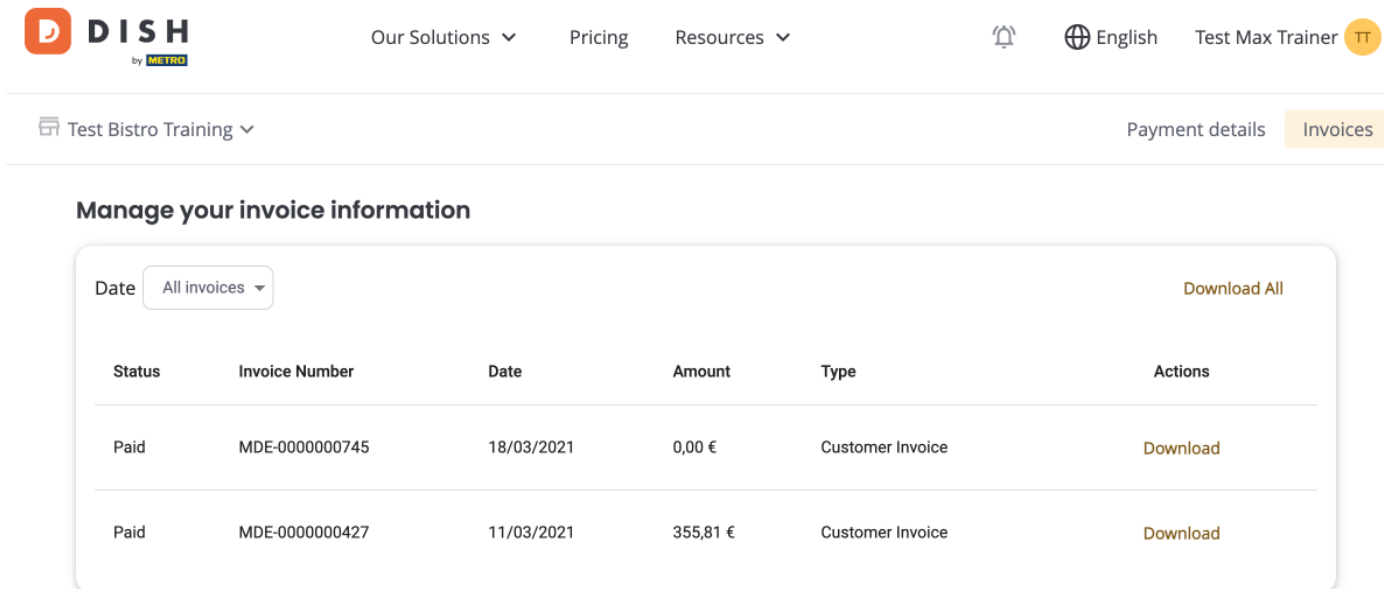


The screenshot shows the DISH by METRO web interface. At the top, there is a navigation bar with the logo, "Our Solutions", "Pricing", "Resources", a notification bell, "English", and "Test Max Trainer". Below this is a breadcrumb trail: "Test Bistro Training" with a dropdown arrow, and two tabs: "Payment details" and "Invoices". The main content area is titled "Manage your invoice information". It features a filter dropdown set to "All invoices" and a "Download All" link. Below this is a table with the following data:

Status	Invoice Number	Date	Amount	Type	Actions
Paid	MDE-0000000745	18/03/2021	0,00 €	Customer Invoice	Download
Paid	MDE-0000000427	11/03/2021	355,81 €	Customer Invoice	<b>Download</b>



To je vše. Nyní víte, jak zobrazit faktury za produkty.



The screenshot shows the DISH by METRO web interface. At the top, there is a navigation bar with the logo, "Our Solutions", "Pricing", "Resources", a notification bell, "English", and "Test Max Trainer". Below this is a breadcrumb trail "Test Bistro Training" and tabs for "Payment details" and "Invoices". The main section is titled "Manage your invoice information" and contains a table of invoices. A "Date" filter is set to "All invoices" and a "Download All" button is visible.

Status	Invoice Number	Date	Amount	Type	Actions
Paid	MDE-0000000745	18/03/2021	0,00 €	Customer Invoice	Download
Paid	MDE-0000000427	11/03/2021	355,81 €	Customer Invoice	Download





Skenováním přejděte do interaktivního přehrávače