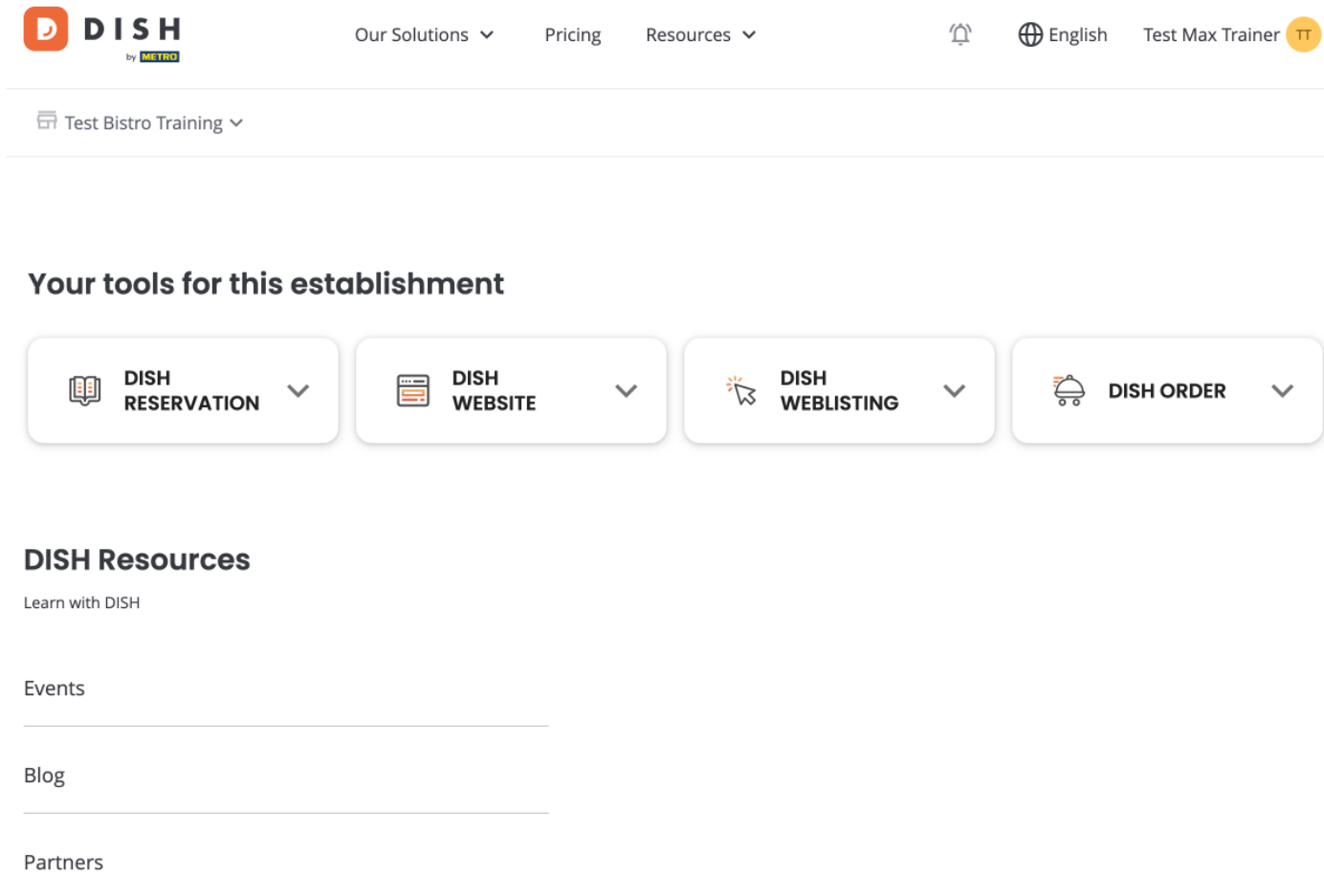




Willkommen beim DISH-Dashboard. In diesem Tutorial zeigen wir Ihnen, wie Sie Ihre Produktrechnungen einsehen.



The screenshot shows the DISH dashboard interface. At the top left is the DISH logo with 'by METRO' underneath. To the right of the logo are navigation links: 'Our Solutions', 'Pricing', and 'Resources', each with a dropdown arrow. Further right are a notification bell icon, a globe icon labeled 'English', and a user profile icon labeled 'Test Max Trainer' with a 'TT' initial. Below the navigation bar is a breadcrumb trail: 'Test Bistro Training' with a dropdown arrow. The main content area is titled 'Your tools for this establishment' and contains four tool cards: 'DISH RESERVATION', 'DISH WEBSITE', 'DISH WEBLISTING', and 'DISH ORDER', each with an icon and a dropdown arrow. Below this is a section titled 'DISH Resources' with the subtext 'Learn with DISH'. Underneath are three horizontal lines representing links for 'Events', 'Blog', and 'Partners'.



Im ersten Schritt klicken Sie oben rechts auf den **Namen Ihres Betriebes**.

DISH by METRO

Our Solutions ▾ Pricing Resources ▾

🔔 English Test Max Trainer TT

🏠 Test Bistro Training ▾

Your tools for this establishment

DISH RESERVATION ▾

DISH WEBSITE ▾

DISH WEBLISTING ▾

DISH ORDER ▾

DISH Resources

Learn with DISH

Events

Blog

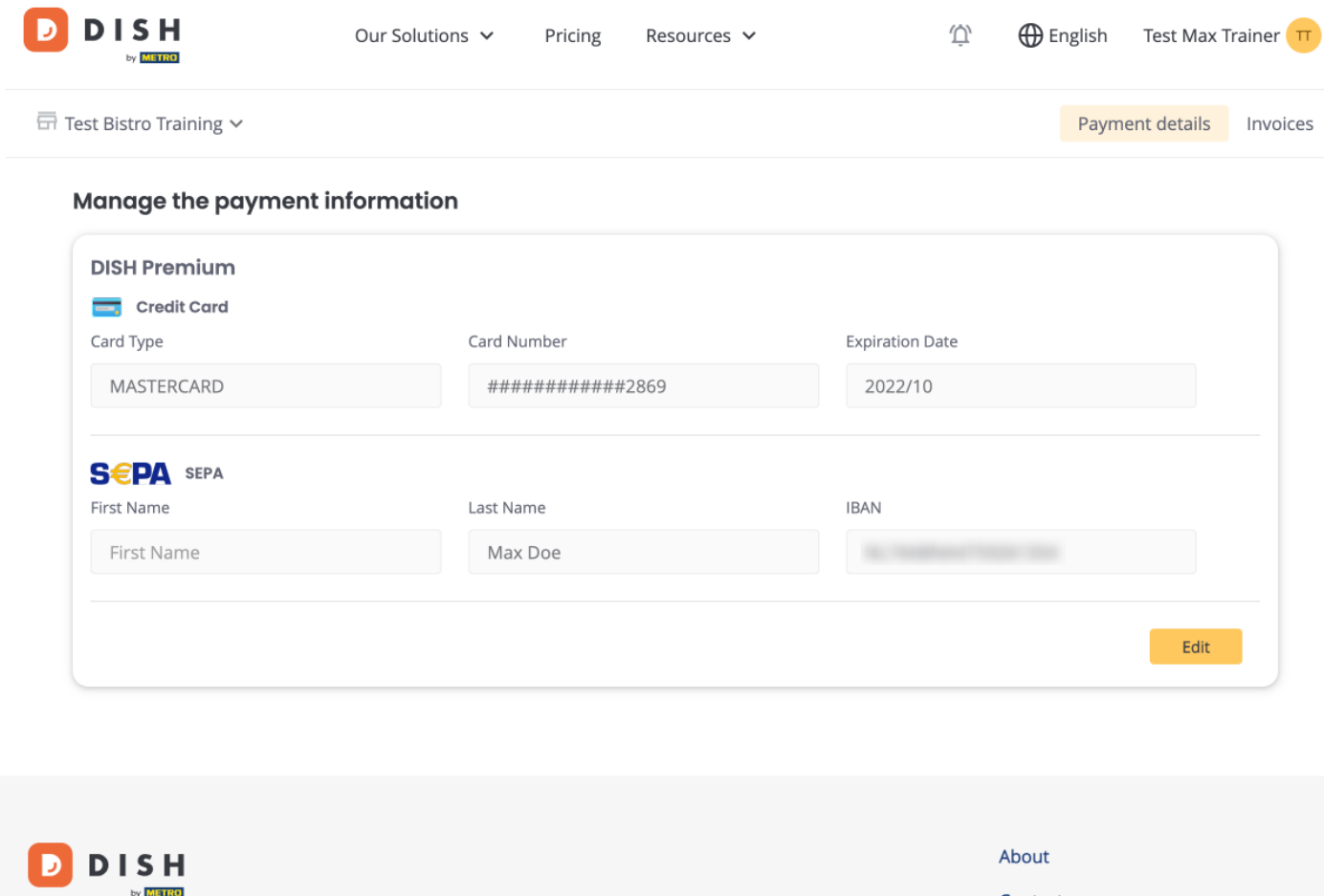
Partners

Es öffnet sich ein Dropdown-Menü und Sie müssen **Zahlungsdetails und Rechnungen** auswählen .

The screenshot displays the DISH by METRO user interface. At the top, the logo is on the left, and navigation links for 'Our Solutions', 'Pricing', and 'Resources' are in the center. On the right, there are icons for a notification bell, a globe for 'English', and a user profile for 'Test Max Trainer'. A dropdown menu is open, showing options: 'Accounts & Settings', 'My Establishments', 'Payment Details & Invoices' (highlighted with a red border), and 'Log out'. Below the navigation, a search bar contains 'Test Bistro Training'. The main content area is titled 'Your tools for this establishment' and features four buttons: 'DISH RESERVATION', 'DISH WEBSITE', 'DISH WEBLISTING', and 'DISH ORDER'. Below this is a section for 'DISH Resources' with links for 'Learn with DISH', 'Events', 'Blog', and 'Partners'.



Es öffnet sich ein neues Fenster, in dem Sie Ihre Zahlungsinformationen verwalten können.



The screenshot shows the DISH by METRO user interface for managing payment information. At the top, there is a navigation bar with the DISH logo, 'Our Solutions', 'Pricing', and 'Resources' dropdown menus, a notification bell, 'English' language selector, and 'Test Max Trainer' profile. Below this, a breadcrumb shows 'Test Bistro Training' with a dropdown arrow. On the right, there are buttons for 'Payment details' (highlighted) and 'Invoices'. The main section is titled 'Manage the payment information' and contains two payment methods:

- DISH Premium Credit Card:** Fields for Card Type (MASTERCARD), Card Number (#####2869), and Expiration Date (2022/10).
- SEPA:** Fields for First Name (First Name), Last Name (Max Doe), and IBAN (blurred).

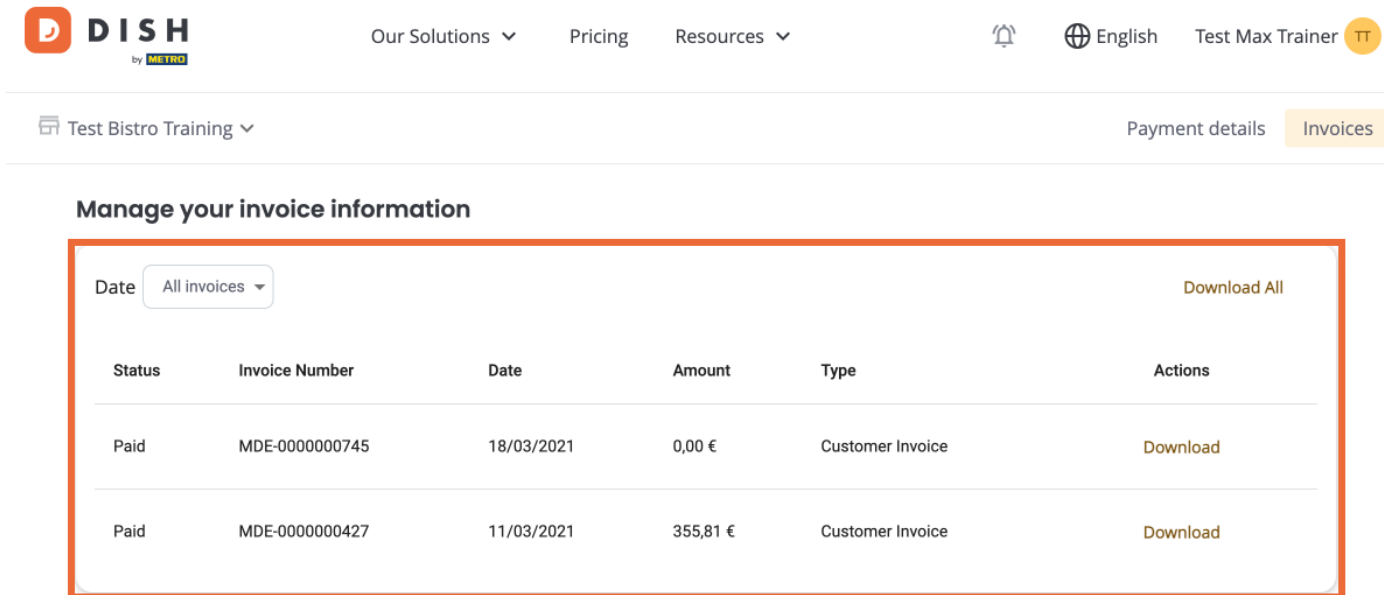
An 'Edit' button is located at the bottom right of the payment information section. The footer contains the DISH by METRO logo and links for 'About' and 'Contact'.

Klicken Sie dann auf **Rechnungen**.

The screenshot shows the DISH by METRO user interface. At the top, there is a navigation bar with the DISH logo, 'Our Solutions', 'Pricing', and 'Resources' dropdowns, a notification bell, 'English' language selector, and 'Test Max Trainer' profile. Below this, a breadcrumb trail shows 'Test Bistro Training' with a dropdown arrow. To the right, there are two tabs: 'Payment details' and 'Invoices', with 'Invoices' being the active tab and highlighted with a red border. The main content area is titled 'Manage the payment information' and contains two sections: 'DISH Premium' and 'SEPA'. The 'DISH Premium' section includes a 'Credit Card' icon and three input fields: 'Card Type' (MASTERCARD), 'Card Number' (#####2869), and 'Expiration Date' (2022/10). The 'SEPA' section includes a 'SEPA' icon and three input fields: 'First Name' (First Name), 'Last Name' (Max Doe), and 'IBAN' (a blurred field). An 'Edit' button is located at the bottom right of the SEPA section. At the bottom of the page, there is a footer with the DISH by METRO logo and links for 'About' and 'Contact'.



Sie erhalten eine Liste der vorhandenen Rechnungen und können alle relevanten Informationen dazu einsehen.

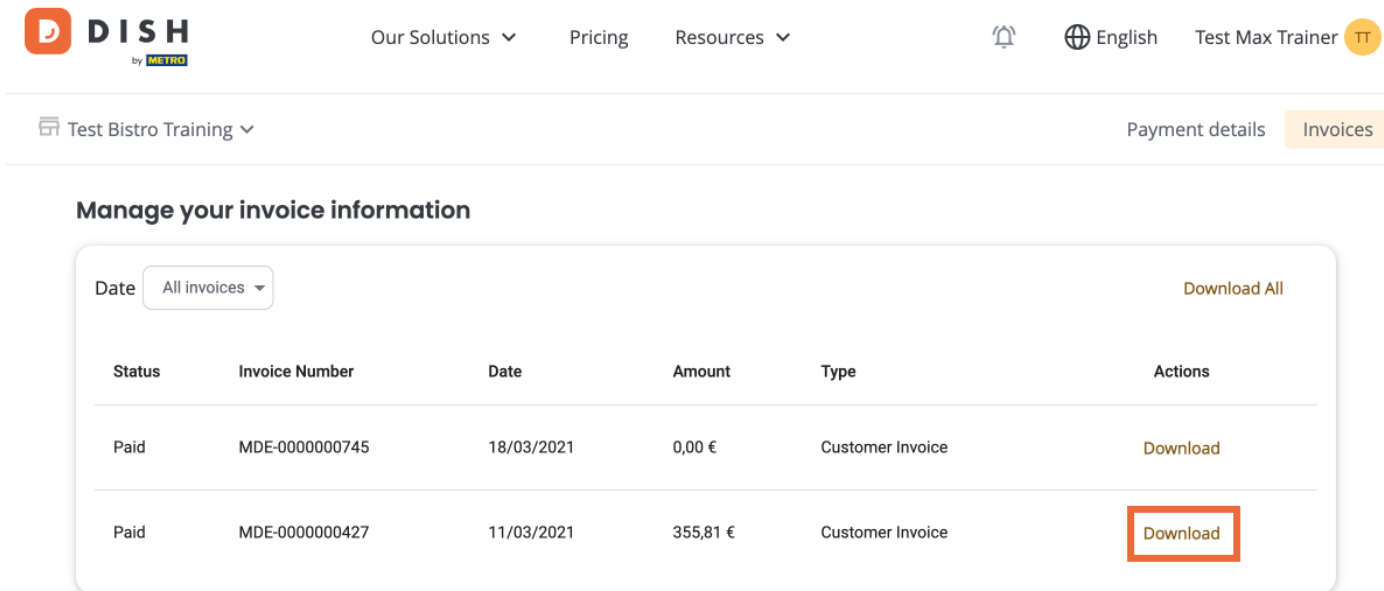


The screenshot shows the DISH by METRO user interface. At the top, there is a navigation bar with the logo, 'Our Solutions', 'Pricing', 'Resources', a notification bell, 'English', and 'Test Max Trainer'. Below this, there is a breadcrumb trail 'Test Bistro Training' and two tabs: 'Payment details' and 'Invoices'. The main section is titled 'Manage your invoice information'. It features a dropdown menu for 'Date' set to 'All invoices' and a 'Download All' link. Below this is a table with the following data:

Status	Invoice Number	Date	Amount	Type	Actions
Paid	MDE-0000000745	18/03/2021	0,00 €	Customer Invoice	Download
Paid	MDE-0000000427	11/03/2021	355,81 €	Customer Invoice	Download



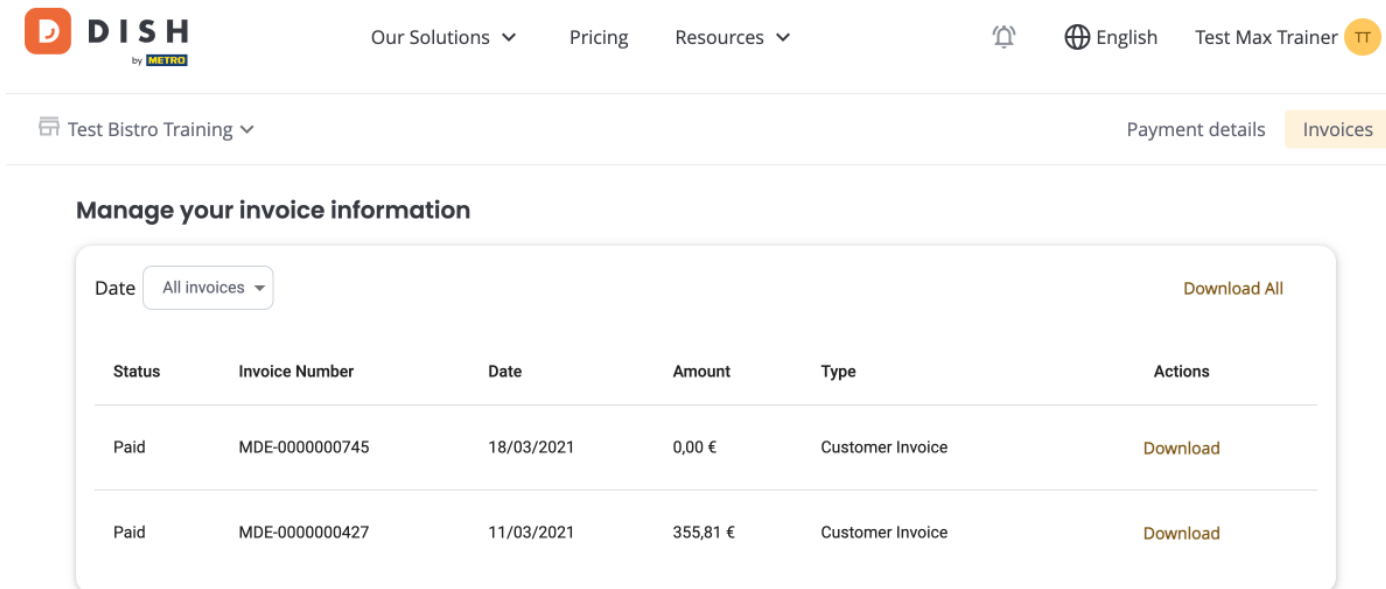
Klicken Sie auf „Herunterladen“, wenn Sie eine Kopie Ihrer Rechnung speichern möchten.



The screenshot shows the DISH by METRO user interface. At the top, there is a navigation bar with the logo, 'Our Solutions', 'Pricing', 'Resources', a notification bell, 'English', and 'Test Max Trainer'. Below this, there is a breadcrumb trail 'Test Bistro Training' and two tabs: 'Payment details' and 'Invoices'. The main content area is titled 'Manage your invoice information' and features a table of invoices. A 'Download All' link is located at the top right of the table. The table has columns for Status, Invoice Number, Date, Amount, Type, and Actions. Two invoices are listed: one for 0,00 € dated 18/03/2021 and another for 355,81 € dated 11/03/2021. The 'Download' button for the second invoice is highlighted with a red border.

Status	Invoice Number	Date	Amount	Type	Actions
Paid	MDE-0000000745	18/03/2021	0,00 €	Customer Invoice	Download
Paid	MDE-0000000427	11/03/2021	355,81 €	Customer Invoice	Download

 Das war's. Sie wissen jetzt, wie Sie Ihre Produktrechnungen anzeigen.



The screenshot shows the DISH by METRO web interface. At the top, there is a navigation bar with the logo, 'Our Solutions', 'Pricing', 'Resources', a notification bell, 'English', and 'Test Max Trainer'. Below this, there is a breadcrumb trail 'Test Bistro Training' and two tabs: 'Payment details' and 'Invoices'. The main content area is titled 'Manage your invoice information' and features a dropdown menu for 'Date' set to 'All invoices' and a 'Download All' button. Below this is a table of invoices.

Status	Invoice Number	Date	Amount	Type	Actions
Paid	MDE-0000000745	18/03/2021	0,00 €	Customer Invoice	Download
Paid	MDE-0000000427	11/03/2021	355,81 €	Customer Invoice	Download



Scannen, um zum interaktiven Player zu gelangen