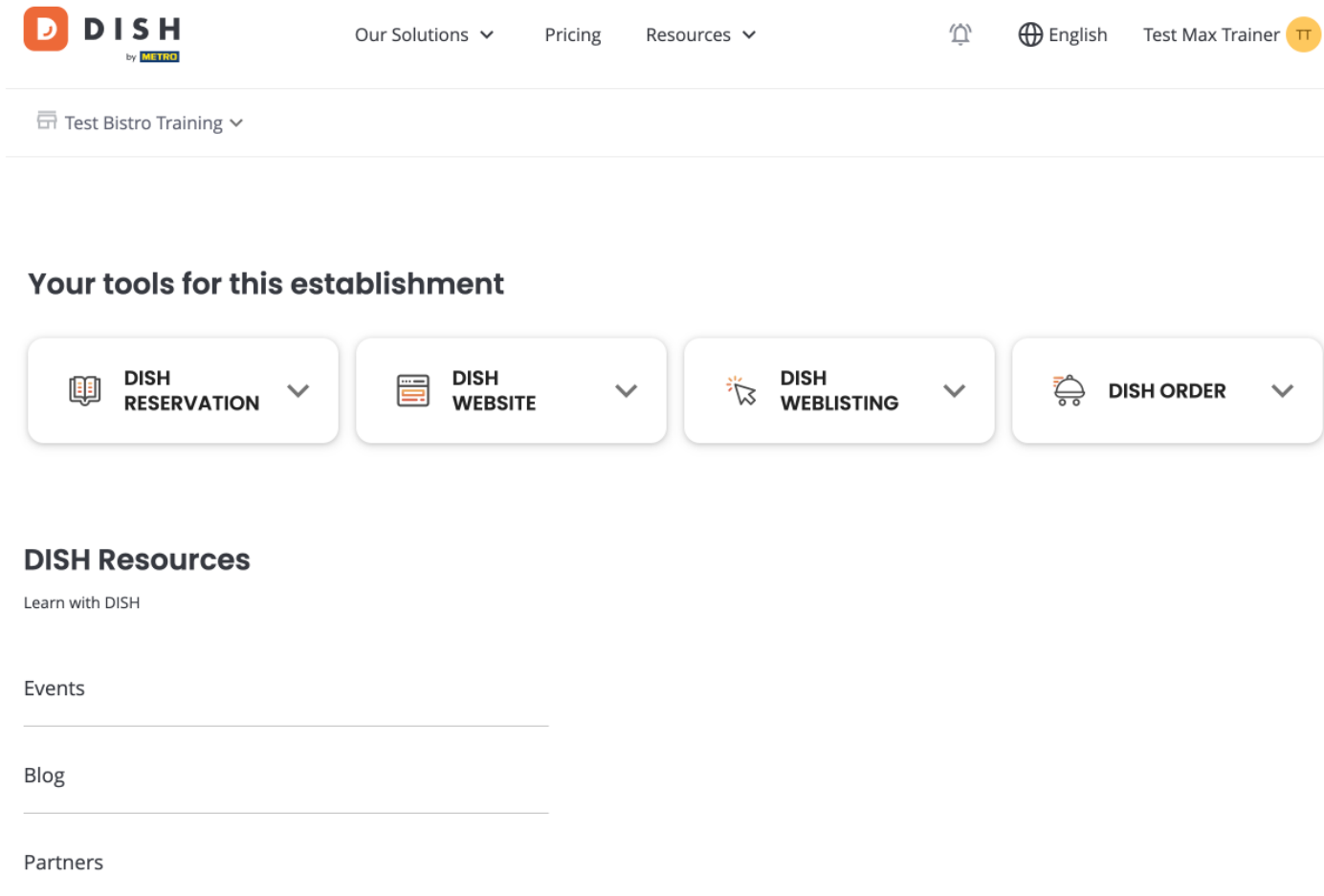




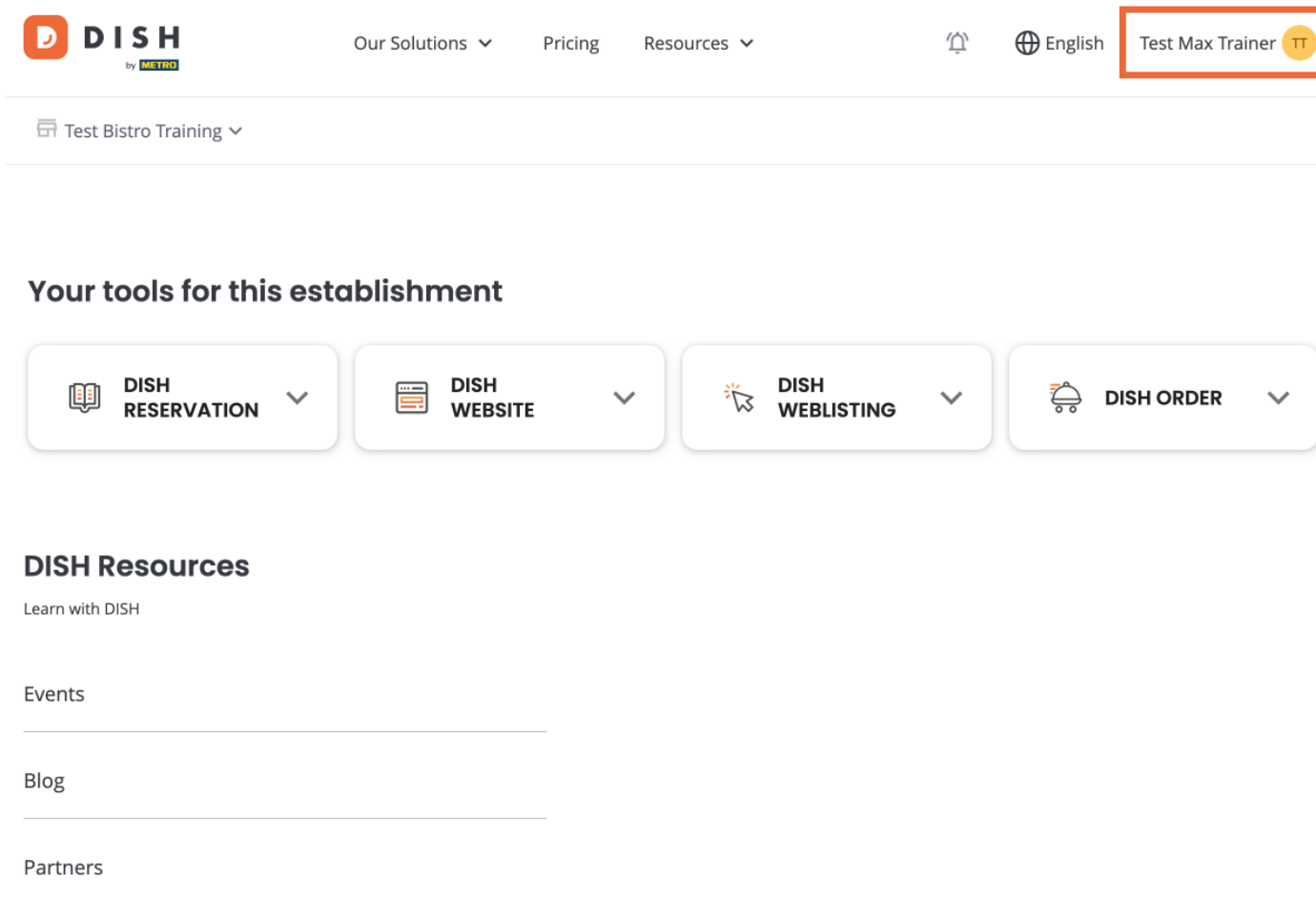
Üdvözöljük a DISH irányítópultján. Ebben az oktatóanyagban bemutatjuk, hogyan tekintheti meg termékszámait.



The screenshot shows the top navigation bar of the DISH system. It includes the DISH logo, navigation links for 'Our Solutions', 'Pricing', and 'Resources', a notification bell, a language selector set to 'English', and a user profile for 'Test Max Trainer'. Below the navigation bar is a dropdown menu for 'Test Bistro Training'. The main content area features a section titled 'Your tools for this establishment' with four interactive buttons: 'DISH RESERVATION', 'DISH WEBSITE', 'DISH WEBLISTING', and 'DISH ORDER'. Below this is a 'DISH Resources' section with links for 'Learn with DISH', 'Events', 'Blog', and 'Partners'.



Az első lépés az, hogy a jobb felső sarokban kattintson az **intézmény nevére**.



The screenshot shows the top navigation bar of the DISH by METRO website. The logo is on the left, followed by menu items: 'Our Solutions', 'Pricing', and 'Resources'. On the right, there are icons for a notification bell, a globe labeled 'English', and a user profile labeled 'Test Max Trainer' with a yellow circle containing the letters 'TT'. A red rectangular box highlights the 'Test Max Trainer' profile. Below the navigation bar, there is a dropdown menu currently showing 'Test Bistro Training'. The main content area is titled 'Your tools for this establishment' and contains four buttons: 'DISH RESERVATION', 'DISH WEBSITE', 'DISH WEBLISTING', and 'DISH ORDER', each with a corresponding icon and a dropdown arrow. Below this, there is a section titled 'DISH Resources' with the subtext 'Learn with DISH'. Underneath, there are three horizontal lines representing links for 'Events', 'Blog', and 'Partners'.

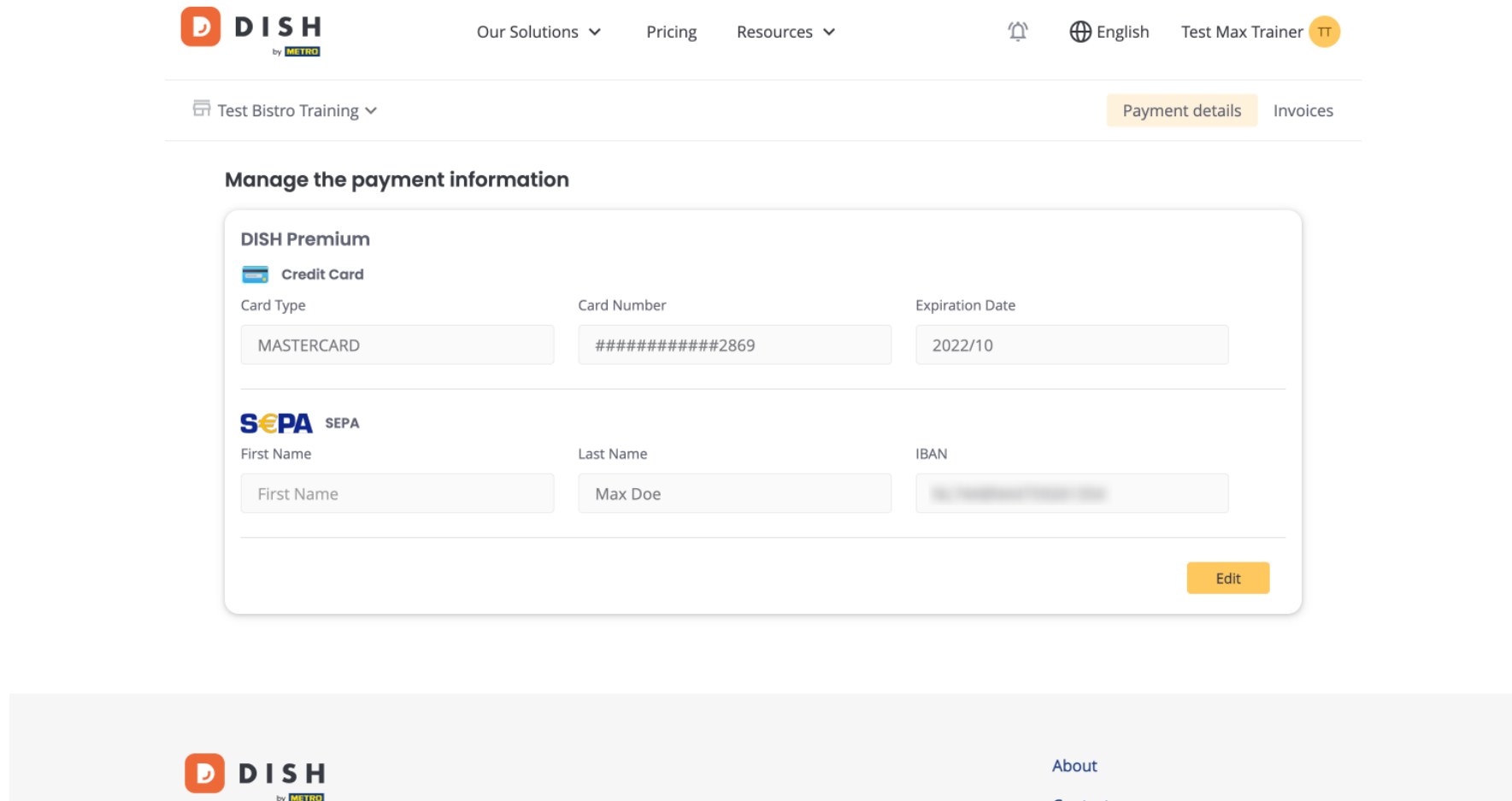


Megnyílik egy legördülő menü, és ki kell választania **a Fizetési részletek és a Számlák lehetőséget** .

The screenshot shows the DISH by METRO user interface. At the top left is the DISH by METRO logo. To its right are navigation links: 'Our Solutions', 'Pricing', and 'Resources'. Further right are a notification bell icon, a language selector set to 'English', and a user profile for 'Test Max Trainer' with a yellow profile icon. Below the navigation bar is a search bar containing 'Test Bistro Training'. A dropdown menu is open on the right side of the page, listing the following options: 'Accounts & Settings', 'My Establishments', 'Payment Details & Invoices' (which is highlighted with an orange border), and 'Log out'. Below the navigation bar, there is a section titled 'Your tools for this establishment' containing four buttons: 'DISH RESERVATION', 'DISH WEBSITE', 'DISH WEBLISTING', and 'DISH ORDER'. At the bottom of the page, there is a section titled 'DISH Resources' with the subtext 'Learn with DISH'. Under this section, there are three horizontal lines representing links for 'Events', 'Blog', and 'Partners'.



Megnyílik egy új ablak, ahol kezelheti fizetési adatait.



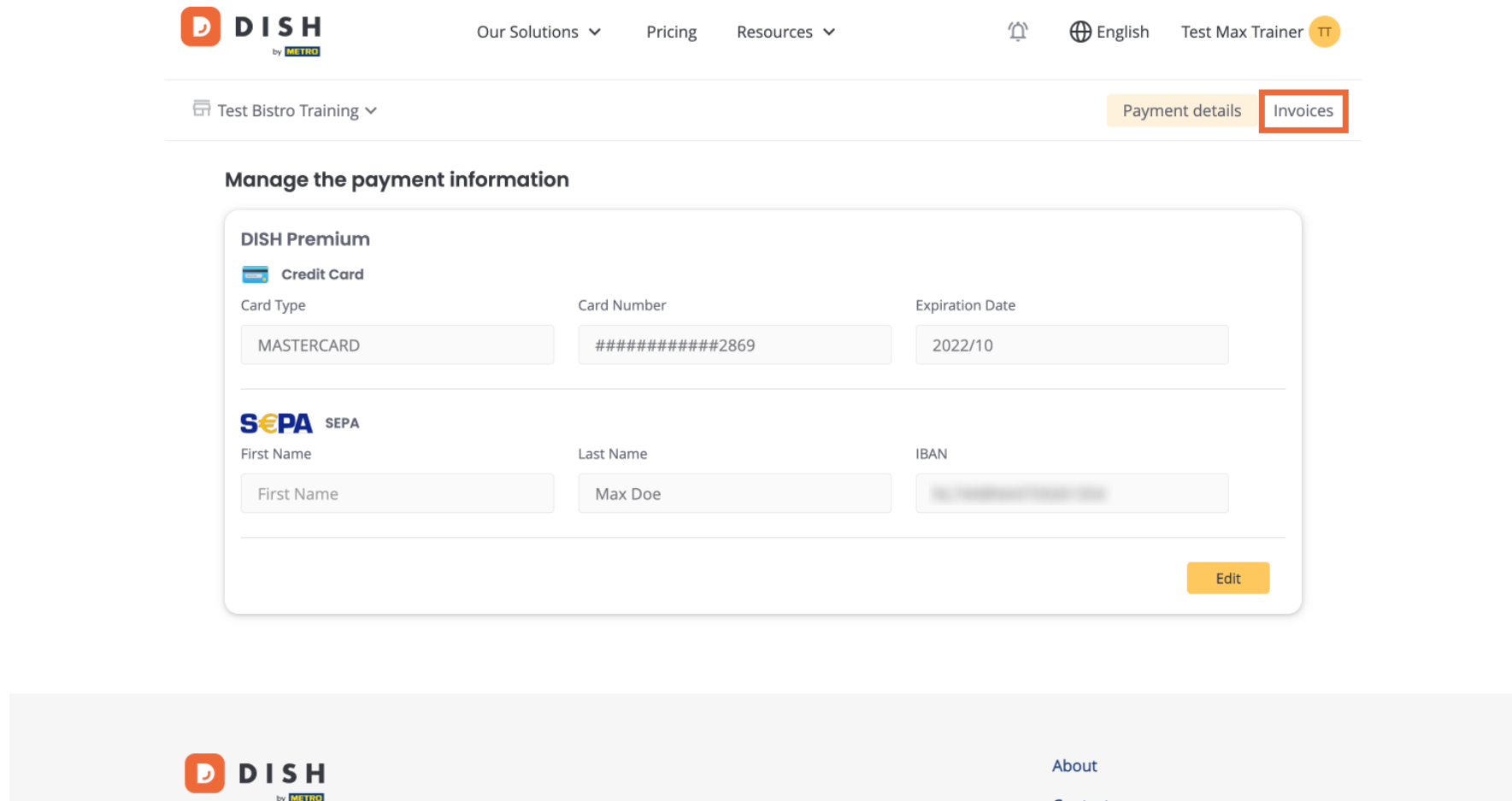
The screenshot shows the DISH by METRO user interface for managing payment information. At the top, there is a navigation bar with the DISH logo, 'Our Solutions', 'Pricing', and 'Resources' dropdown menus, a notification bell, 'English' language selector, and 'Test Max Trainer' profile. Below this is a breadcrumb 'Test Bistro Training' and two tabs: 'Payment details' (active) and 'Invoices'. The main section is titled 'Manage the payment information' and contains two payment methods:

- DISH Premium Credit Card:** Includes fields for Card Type (MASTERCARD), Card Number (#####2869), and Expiration Date (2022/10).
- SEPA:** Includes fields for First Name (First Name), Last Name (Max Doe), and IBAN (redacted).

An 'Edit' button is located at the bottom right of the payment information section. The footer contains the DISH by METRO logo and links for 'About' and 'Contact'.

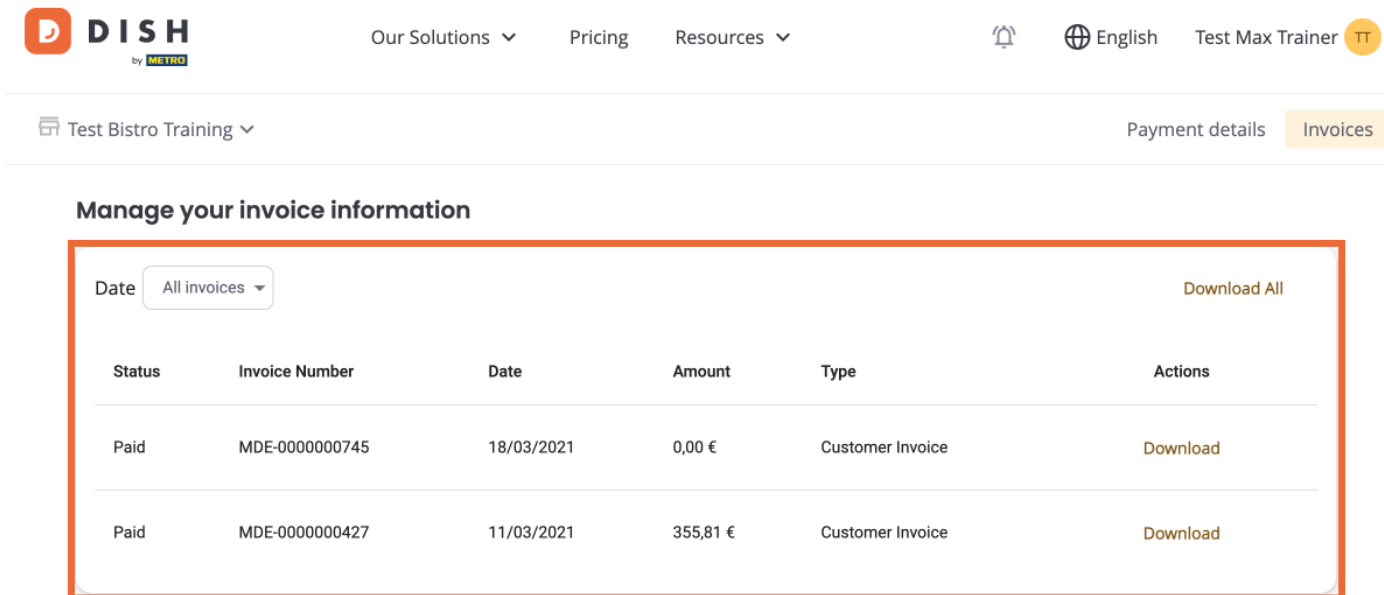


Ezután kattintson **a Számlák elemre**.



The screenshot displays the DISH by METRO user interface. At the top, the navigation bar includes the DISH logo, 'Our Solutions', 'Pricing', and 'Resources' menus, along with a notification bell, language selection ('English'), and a user profile ('Test Max Trainer'). Below the navigation bar, the breadcrumb trail shows 'Test Bistro Training'. Two tabs are visible: 'Payment details' and 'Invoices', with the latter being the active tab. The main content area is titled 'Manage the payment information' and contains two sections: 'DISH Premium' and 'SEPA'. The 'DISH Premium' section shows a 'Credit Card' type with fields for 'Card Type' (MASTERCARD), 'Card Number' (#####2869), and 'Expiration Date' (2022/10). The 'SEPA' section shows fields for 'First Name', 'Last Name' (Max Doe), and 'IBAN'. An 'Edit' button is located at the bottom right of the SEPA section. The footer contains the DISH by METRO logo and links for 'About' and 'Contact'.

Megjelenik a rendelkezésre álló számlák listája, és láthatja az összes vonatkozó információt.

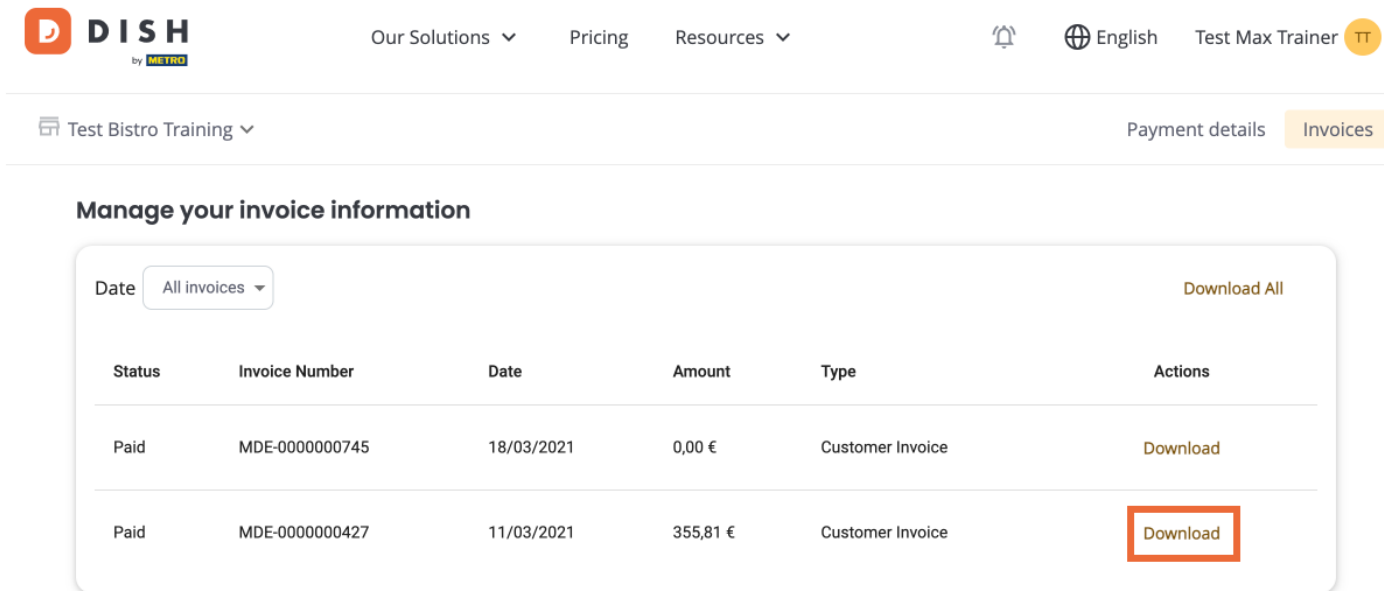


Manage your invoice information

Date [Download All](#)

Status	Invoice Number	Date	Amount	Type	Actions
Paid	MDE-0000000745	18/03/2021	0,00 €	Customer Invoice	Download
Paid	MDE-0000000427	11/03/2021	355,81 €	Customer Invoice	Download

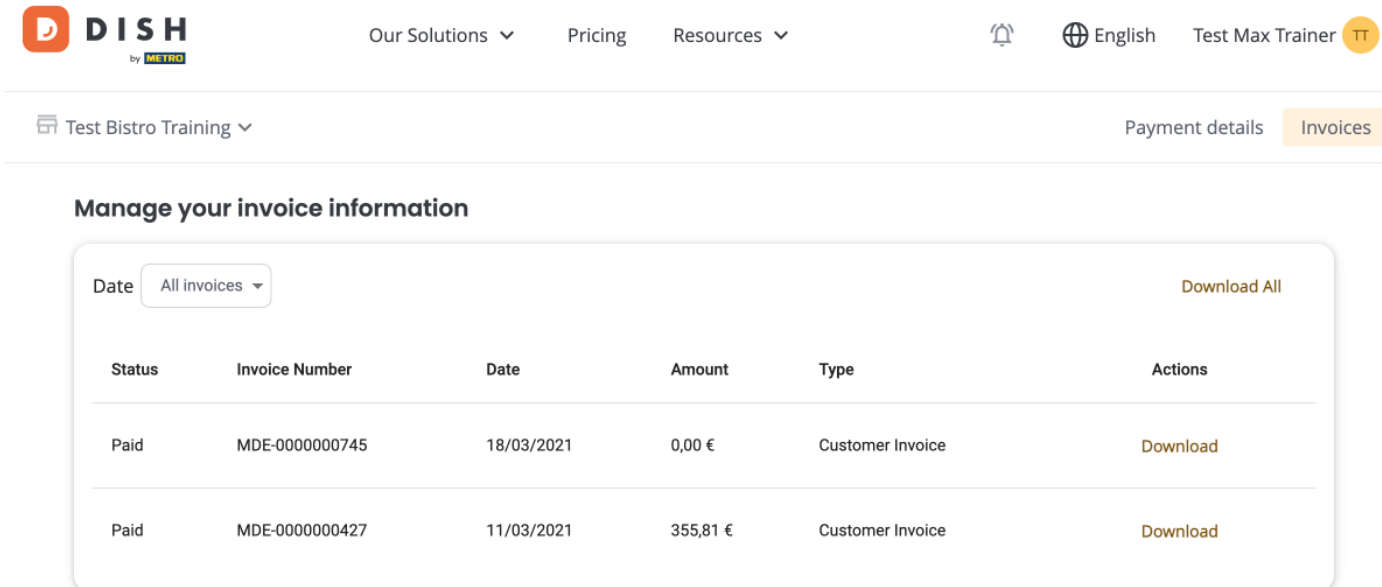
Kattintson a **Letöltés gombra**, ha másolatot szeretne menteni a számlájáról.



The screenshot shows the DISH user interface. At the top, there is a navigation bar with the DISH logo, "Our Solutions", "Pricing", "Resources", a notification bell, "English", and "Test Max Trainer". Below this, there is a breadcrumb "Test Bistro Training" and two tabs: "Payment details" and "Invoices". The main section is titled "Manage your invoice information" and contains a table of invoices. The table has columns for Status, Invoice Number, Date, Amount, Type, and Actions. The second row of the table has a "Download" button highlighted with a red box.

Status	Invoice Number	Date	Amount	Type	Actions
Paid	MDE-0000000745	18/03/2021	0,00 €	Customer Invoice	Download
Paid	MDE-0000000427	11/03/2021	355,81 €	Customer Invoice	Download

 Ennyi. Most már tudja, hogyan tekintheti meg termékszámait.



The screenshot shows the DISH user interface. At the top, there is a navigation bar with the DISH logo, "Our Solutions", "Pricing", and "Resources" menus. On the right, there are icons for a notification bell, a globe for "English", and a user profile for "Test Max Trainer". Below the navigation bar, there is a breadcrumb trail "Test Bistro Training" and two tabs: "Payment details" and "Invoices". The main content area is titled "Manage your invoice information" and features a dropdown menu for "Date" set to "All invoices" and a "Download All" button. Below this is a table with the following data:

Status	Invoice Number	Date	Amount	Type	Actions
Paid	MDE-0000000745	18/03/2021	0,00 €	Customer Invoice	Download
Paid	MDE-0000000427	11/03/2021	355,81 €	Customer Invoice	Download



Szkennelés az interaktív lejátszó megnyitásához