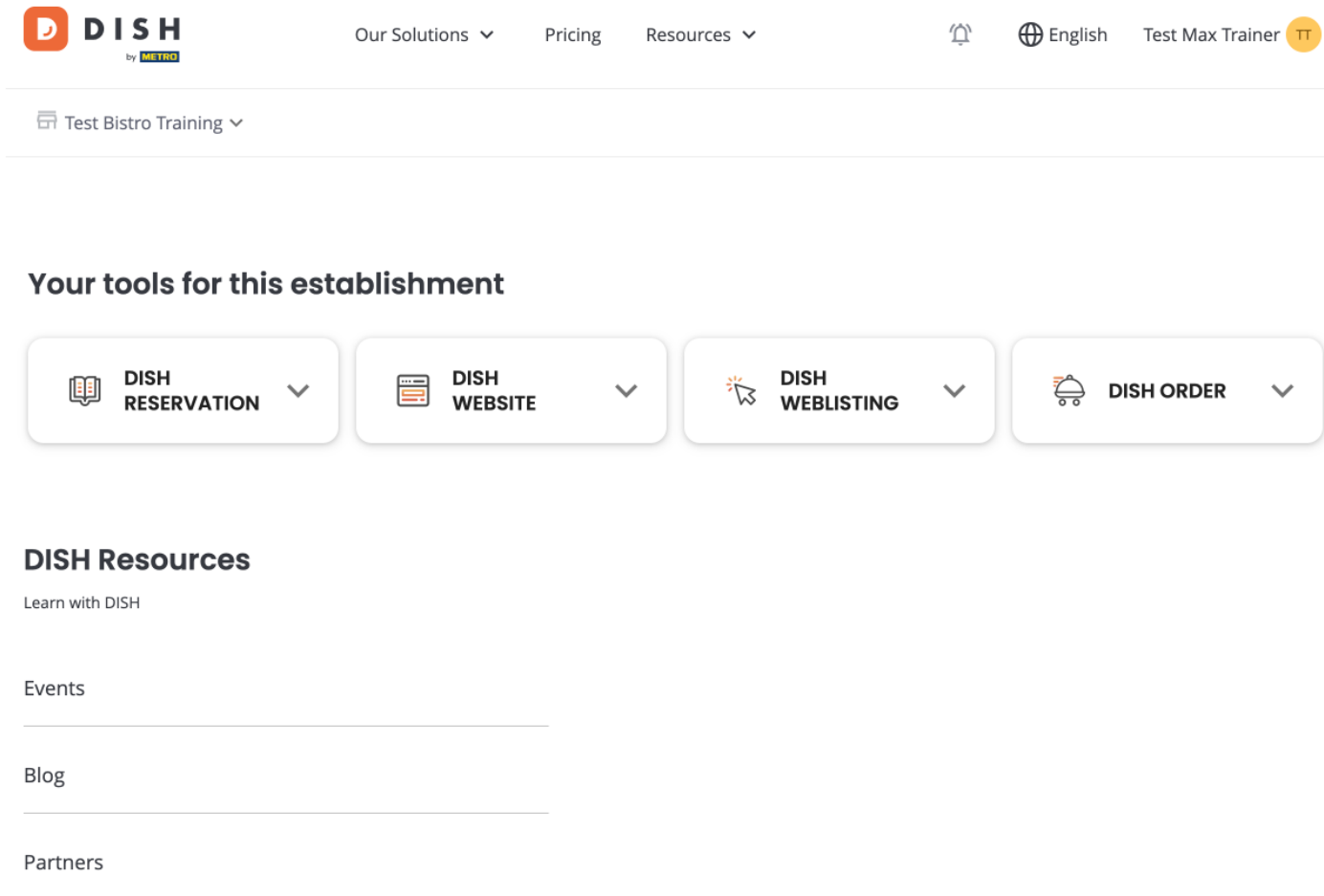




Bun venit la tabloul de bord DISH. În acest tutorial, vă vom arăta cum să vizualizați facturile pentru produse.



The screenshot shows the DISH dashboard interface. At the top left is the DISH logo with 'by METRO' underneath. To the right of the logo are navigation links: 'Our Solutions', 'Pricing', and 'Resources', each with a dropdown arrow. Further right are a notification bell icon, a globe icon labeled 'English', and a user profile icon labeled 'Test Max Trainer' with a 'TT' initial. Below the navigation bar is a breadcrumb trail: 'Test Bistro Training' with a dropdown arrow. The main content area is titled 'Your tools for this establishment' and contains four tool cards: 'DISH RESERVATION', 'DISH WEBSITE', 'DISH WEBLISTING', and 'DISH ORDER', each with an icon and a dropdown arrow. Below this is a section titled 'DISH Resources' with the subtext 'Learn with DISH'. Underneath are three horizontal lines representing links for 'Events', 'Blog', and 'Partners'.

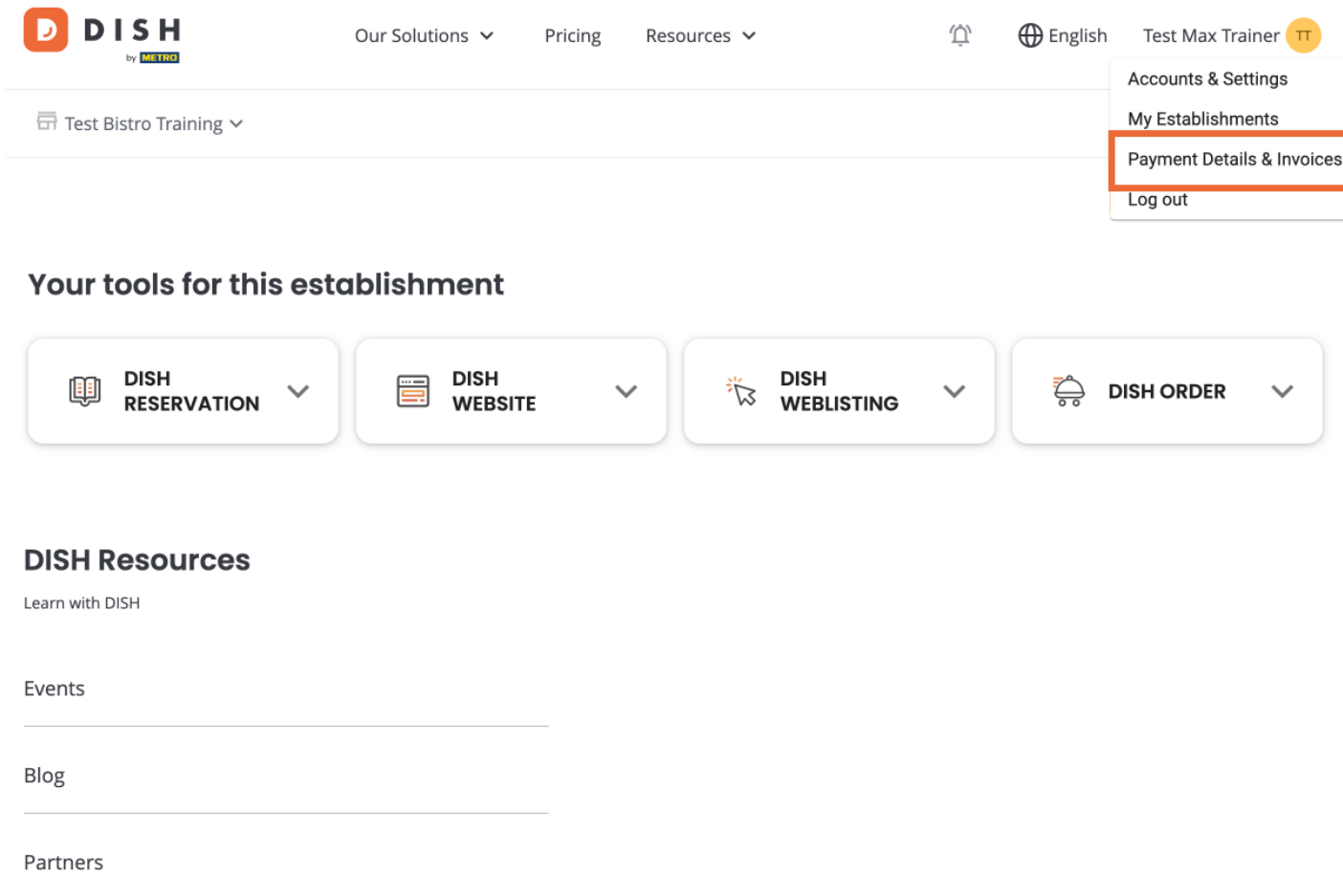


Primul pas este să faceți clic pe **numele unității dvs.** din colțul din dreapta sus.

The screenshot shows the top navigation bar of the DISH by METRO website. The logo is on the left. In the center, there are links for 'Our Solutions', 'Pricing', and 'Resources'. On the right, there is a notification bell, a language selector set to 'English', and a user profile dropdown menu labeled 'Test Max Trainer' with a yellow circle containing the letters 'TT'. This dropdown menu is highlighted with a red rectangular box. Below the navigation bar, there is a breadcrumb trail showing 'Test Bistro Training'. The main content area is titled 'Your tools for this establishment' and contains four buttons: 'DISH RESERVATION', 'DISH WEBSITE', 'DISH WEBLISTING', and 'DISH ORDER'. Below this is a section titled 'DISH Resources' with sub-sections for 'Learn with DISH', 'Events', 'Blog', and 'Partners'.



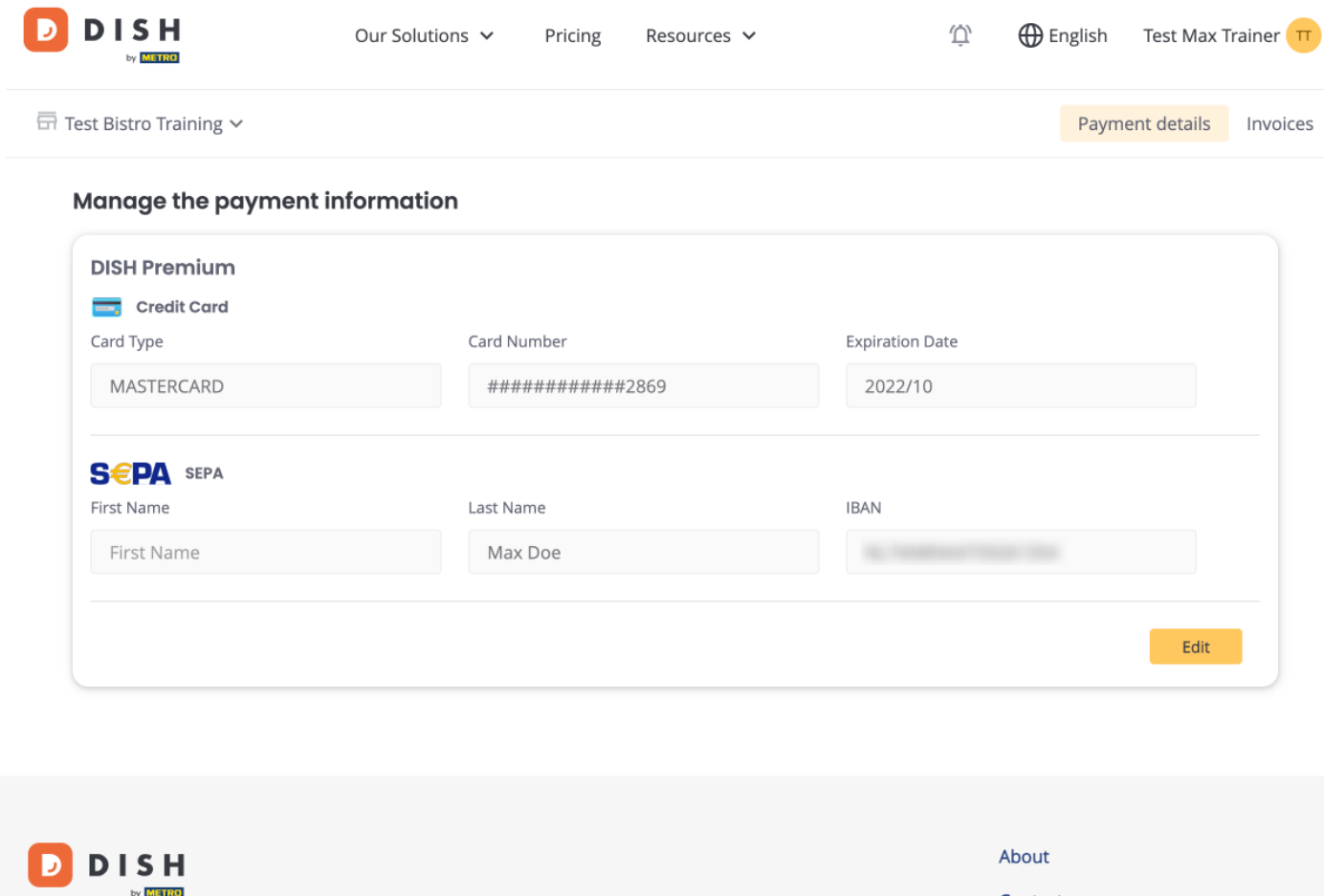
Se va deschide un meniu derulant și va trebui să selectați **Detalii de plată și Facturi**.



The screenshot displays the DISH user interface. At the top left is the DISH by METRO logo. The navigation bar includes links for 'Our Solutions', 'Pricing', and 'Resources'. On the right, there is a notification bell, a language selector set to 'English', and a user profile for 'Test Max Trainer'. A dropdown menu is open, showing options: 'Accounts & Settings', 'My Establishments', 'Payment Details & Invoices' (highlighted with an orange border), and 'Log out'. Below the navigation bar, the current establishment is identified as 'Test Bistro Training'. The 'Your tools for this establishment' section contains four buttons: 'DISH RESERVATION', 'DISH WEBSITE', 'DISH WEBLISTING', and 'DISH ORDER'. The 'DISH Resources' section is visible at the bottom, with sub-sections for 'Learn with DISH', 'Events', 'Blog', and 'Partners'.



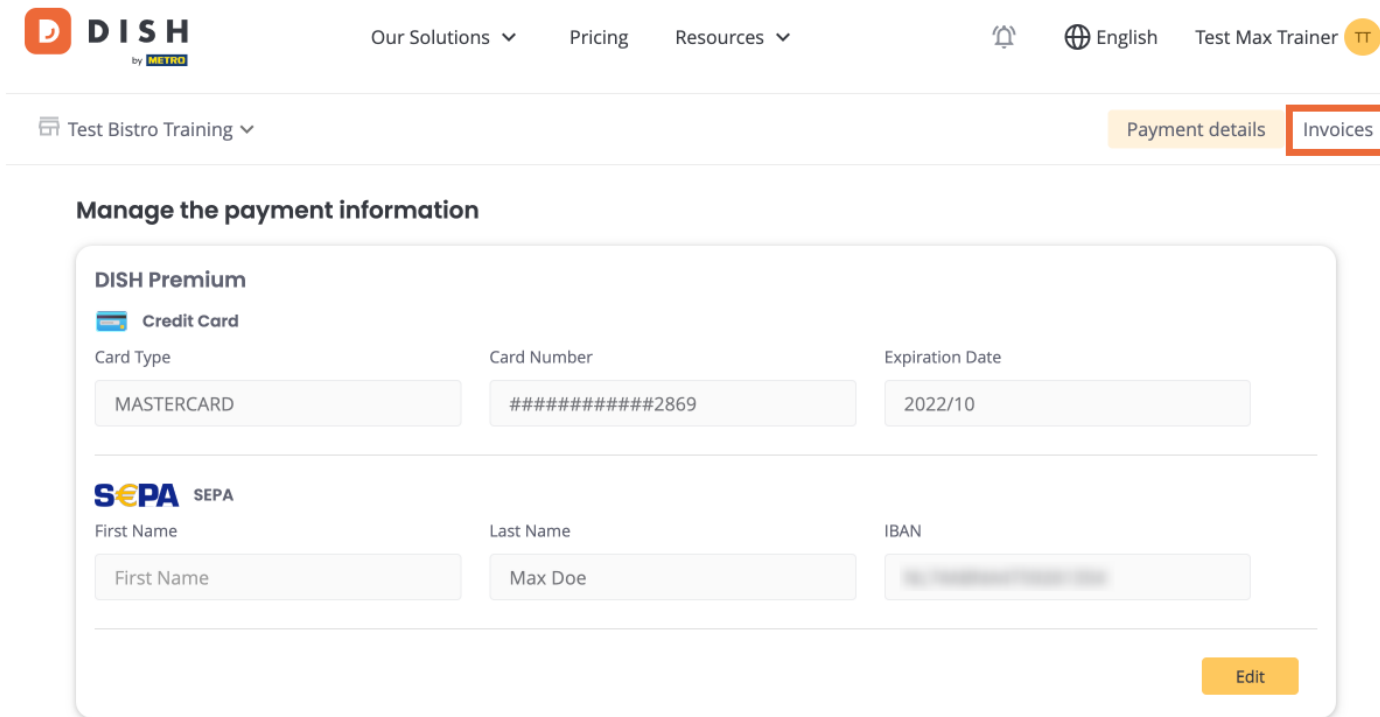
Se va deschide o nouă fereastră, unde vă puteți gestiona informațiile de plată.



The screenshot shows the DISH by METRO user interface for managing payment information. At the top, there is a navigation bar with the DISH logo, 'Our Solutions', 'Pricing', and 'Resources' dropdown menus, a notification bell, a language selector set to 'English', and a user profile for 'Test Max Trainer'. Below this, a breadcrumb trail shows 'Test Bistro Training' with a dropdown arrow. To the right, there are two tabs: 'Payment details' (active) and 'Invoices'. The main content area is titled 'Manage the payment information' and contains two sections: 'DISH Premium' and 'SEPA'. The 'DISH Premium' section is for a credit card, with fields for 'Card Type' (MASTERCARD), 'Card Number' (#####2869), and 'Expiration Date' (2022/10). The 'SEPA' section is for a bank account, with fields for 'First Name' (First Name), 'Last Name' (Max Doe), and 'IBAN' (blurred). An 'Edit' button is located at the bottom right of the form.



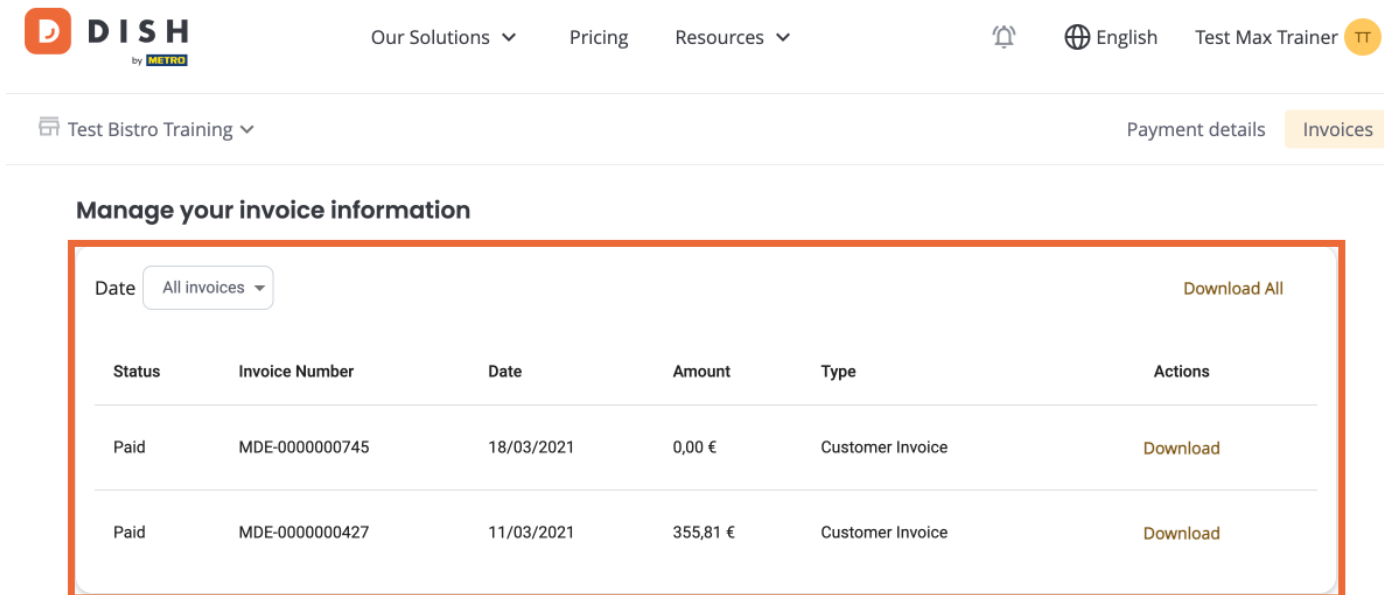
Apoi faceți clic pe **Facturi** .



The screenshot shows the DISH by METRO web interface. At the top, there is a navigation bar with the DISH by METRO logo, 'Our Solutions', 'Pricing', and 'Resources' dropdown menus, a notification bell, 'English' language selector, and 'Test Max Trainer' user profile. Below the navigation bar, there is a breadcrumb trail 'Test Bistro Training' and two tabs: 'Payment details' and 'Invoices', with 'Invoices' being the active tab. The main content area is titled 'Manage the payment information' and contains two sections: 'DISH Premium' and 'SEPA'. The 'DISH Premium' section is for a credit card and includes fields for 'Card Type' (MASTERCARD), 'Card Number' (#####2869), and 'Expiration Date' (2022/10). The 'SEPA' section is for a SEPA transfer and includes fields for 'First Name' (First Name), 'Last Name' (Max Doe), and 'IBAN'. An 'Edit' button is located at the bottom right of the SEPA section.



Veți avea o listă cu facturile disponibile și puteți vedea toate informațiile relevante pentru acestea.

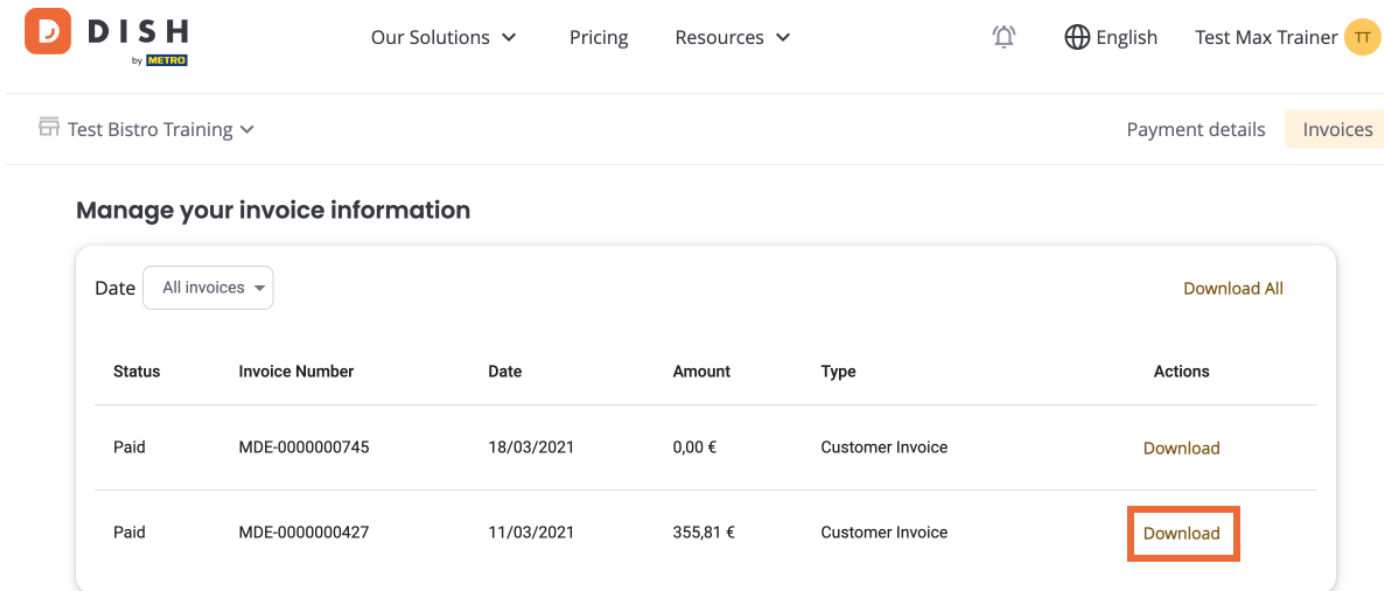


Manage your invoice information

Date [Download All](#)

Status	Invoice Number	Date	Amount	Type	Actions
Paid	MDE-0000000745	18/03/2021	0,00 €	Customer Invoice	Download
Paid	MDE-0000000427	11/03/2021	355,81 €	Customer Invoice	Download

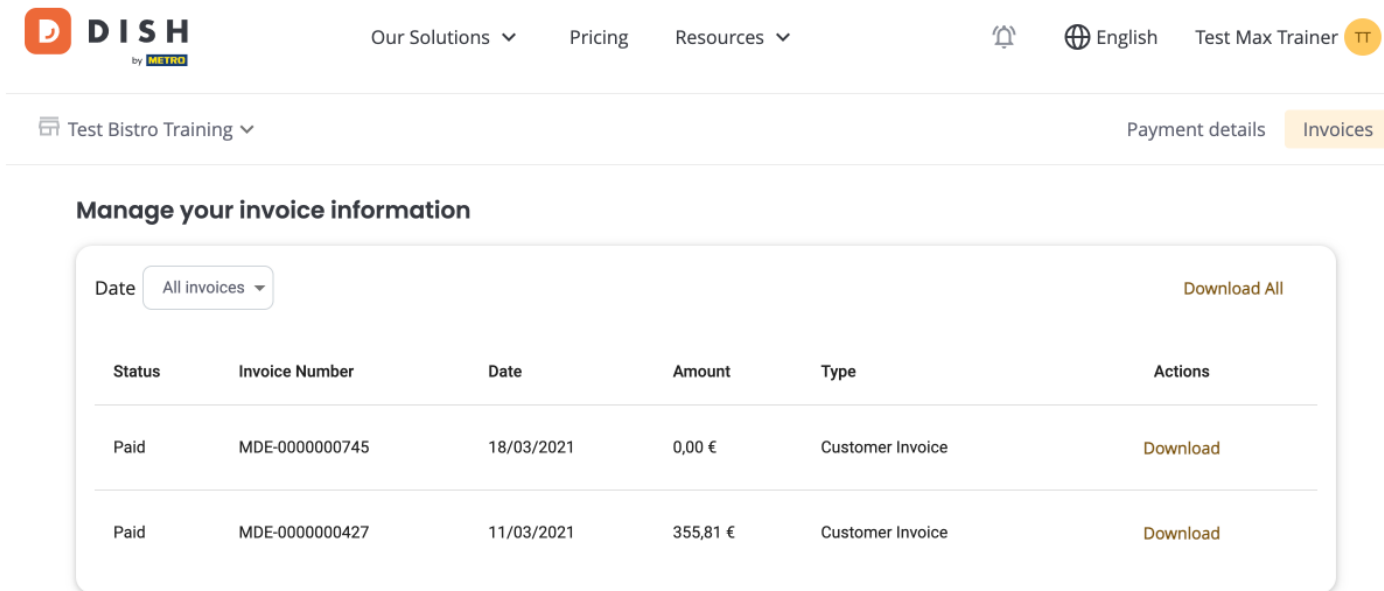
Faceți clic pe **Descărcare** dacă doriți să salvați o copie a facturii.



The screenshot shows the DISH by METRO user interface. At the top, there is a navigation bar with the logo, 'Our Solutions', 'Pricing', 'Resources', a notification bell, 'English', and 'Test Max Trainer'. Below this is a breadcrumb trail for 'Test Bistro Training' and tabs for 'Payment details' and 'Invoices'. The main section is titled 'Manage your invoice information' and contains a table of invoices. A 'Download All' link is visible in the top right of the table area. The table has columns for Status, Invoice Number, Date, Amount, Type, and Actions. Two invoices are listed, with the 'Download' button for the second invoice highlighted with a red box.

Status	Invoice Number	Date	Amount	Type	Actions
Paid	MDE-0000000745	18/03/2021	0,00 €	Customer Invoice	Download
Paid	MDE-0000000427	11/03/2021	355,81 €	Customer Invoice	Download

 Asta este. Acum știți cum să vizualizați facturile pentru produse.



The screenshot shows the DISH by METRO user interface. At the top, there is a navigation bar with the logo, 'Our Solutions', 'Pricing', and 'Resources' menus, a notification bell, a language selector set to 'English', and a user profile icon labeled 'Test Max Trainer'. Below this, a breadcrumb trail shows 'Test Bistro Training' with a dropdown arrow. To the right, there are two tabs: 'Payment details' and 'Invoices', with 'Invoices' being the active tab. The main content area is titled 'Manage your invoice information'. It features a filter dropdown set to 'All invoices' and a 'Download All' button. Below this is a table with the following data:

Status	Invoice Number	Date	Amount	Type	Actions
Paid	MDE-0000000745	18/03/2021	0,00 €	Customer Invoice	Download
Paid	MDE-0000000427	11/03/2021	355,81 €	Customer Invoice	Download



Scanați pentru a accesa playerul interactiv