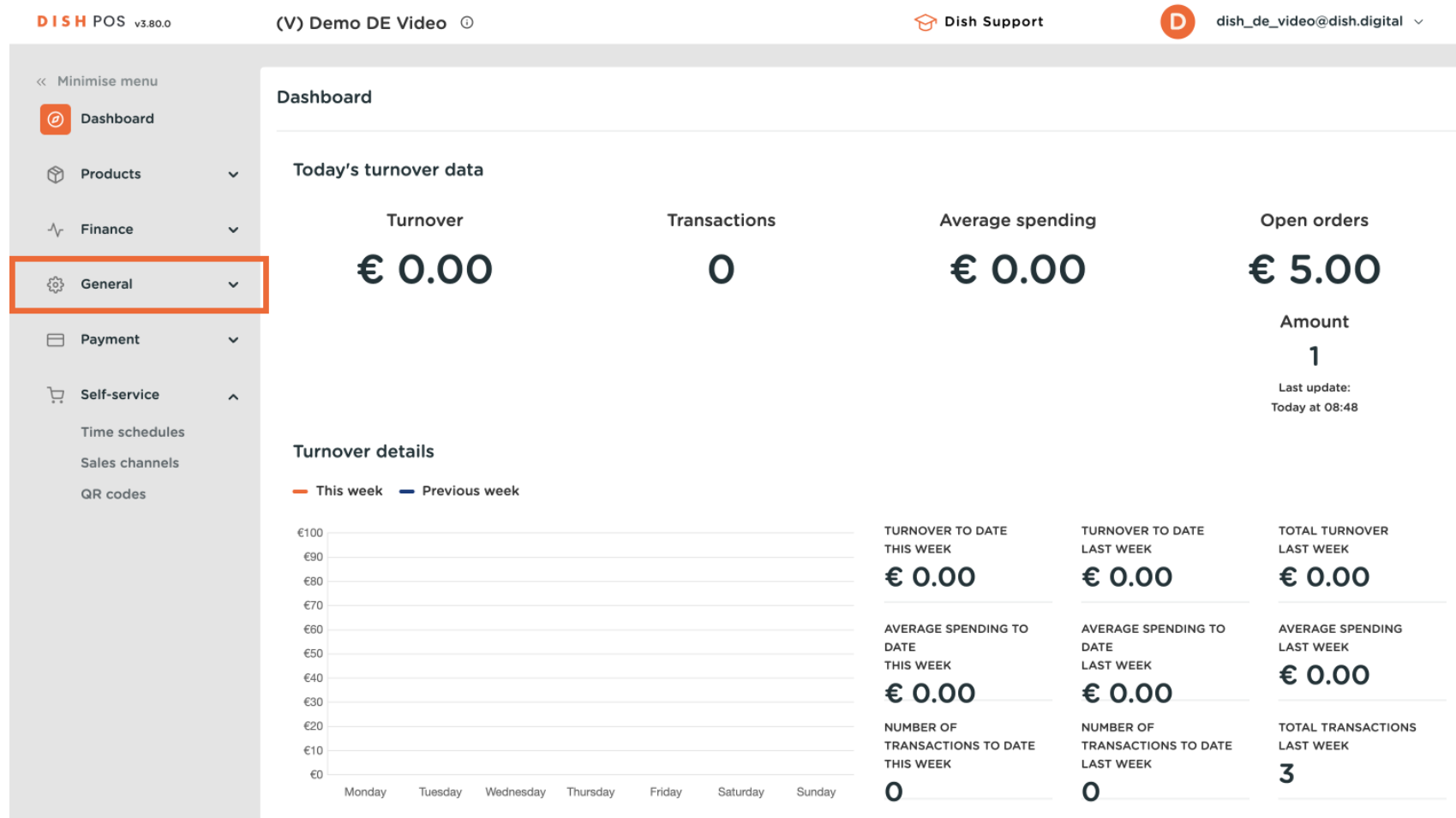




Welcome to the DISH POS Dashboard. In this tutorial, we will show you how to activate the Digital Receipt. First, go to **General**.





Then click on **Facilities**.

DISH POS v3.80.0
(V) Demo DE Video ⓘ
Dish Support
dish\_de\_video@dish.digital

Minimise menu
Dashboard
Products
Finance
General
General
Production stations
**Facilities**
Cash stores
Printers
App links
Table map
Users
User groups
POS devices
Courses
Customers
Currency
Turnover categories
Customer displays
Translations
Packaging profiles


### Dashboard

#### Today's turnover data

Turnover	Transactions	Average spending	Open orders
€ 0.00	0	€ 0.00	€ 5.00
			Amount
			1
			Last update: Today at 08:48

#### Turnover details

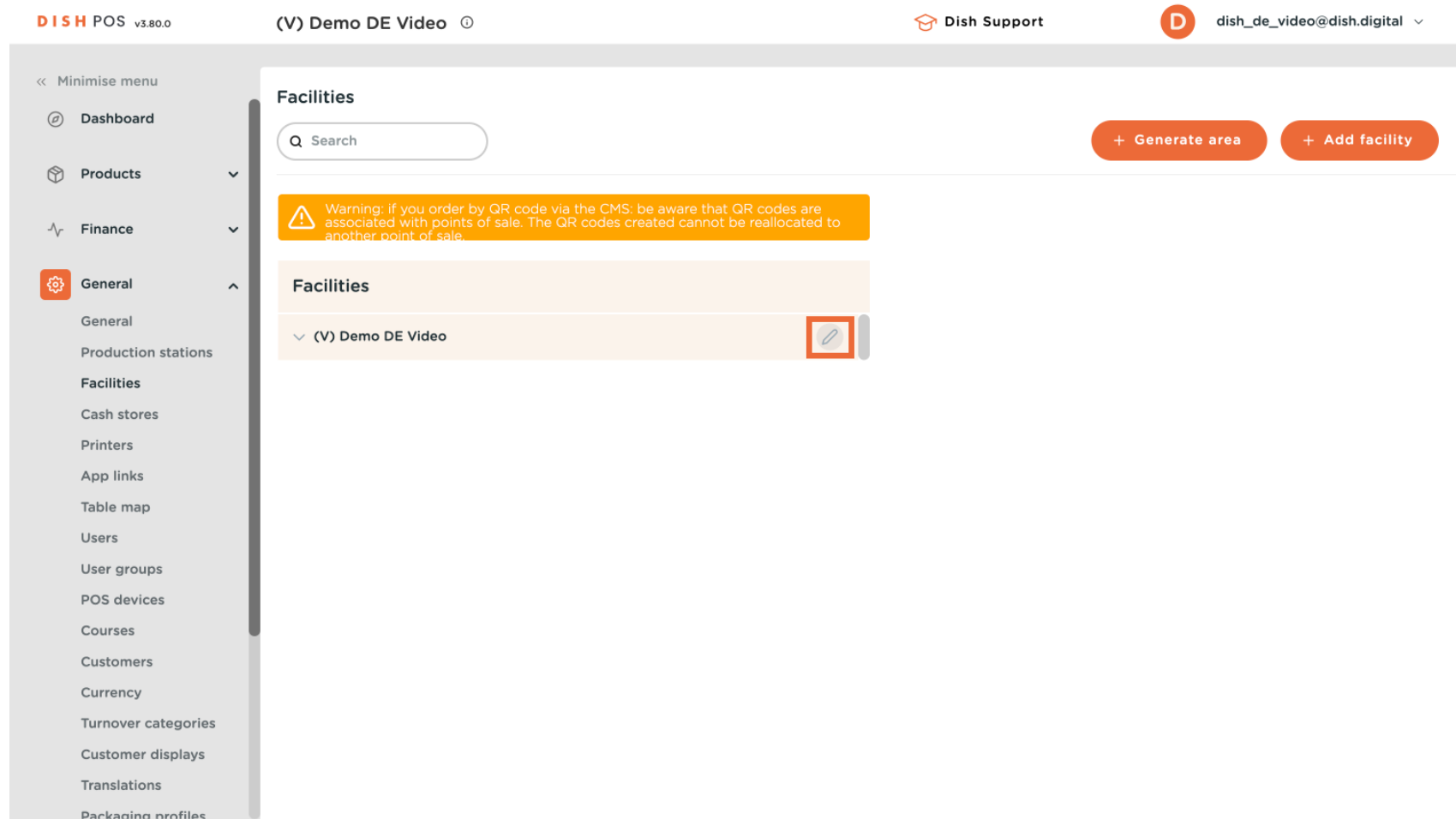
This week
Previous week







TURNOVER TO DATE THIS WEEK	TURNOVER TO DATE LAST WEEK	TOTAL TURNOVER LAST WEEK
€ 0.00	€ 0.00	€ 0.00
AVERAGE SPENDING TO DATE THIS WEEK	AVERAGE SPENDING TO DATE LAST WEEK	AVERAGE SPENDING LAST WEEK
€ 0.00	€ 0.00	€ 0.00
NUMBER OF TRANSACTIONS TO DATE THIS WEEK	NUMBER OF TRANSACTIONS TO DATE LAST WEEK	TOTAL TRANSACTIONS LAST WEEK
0	0	3








2 of 13

To edit the facility, click on the **pencil icon** next to the facility.




**DISH POS v3.80.0** (V) Demo DE Video   Dish Support  dish\_de\_video@dish.digital 



<< Minimise menu



-  Dashboard
-  Products 
-  Finance 
-  General 
  - General
  - Production stations
  - Facilities**
  - Cash stores
  - Printers
  - App links
  - Table map
  - Users
  - User groups
  - POS devices
  - Courses
  - Customers
  - Currency
  - Turnover categories
  - Customer displays
  - Translations
  - Packaging profiles

**Facilities**

 Warning: If you order by QR code via the CMS, be aware that QR codes are associated with points of sale. The QR codes created cannot be reallocated to another point of sale.

**Facilities**

-  (V) Demo DE Video 



Once done, a contextual window will pop up. Here, check the setting called **Digital Receipt**.

DISH POS v3.80.0

<< Minimise menu
Dashboard
Products
Finance
General
General
Production stations
Facilities
Cash stores
Printers
App links
Table map
Users
User groups
POS devices
Courses
Customers
Currency
Turnover categories
Customer displays
Translations
Packaging profiles

Edit point of sale

Point of sale
Menu

Point of sale
Name\* (V) Demo DE Video
Parent\* None

Numbers / Description
Receipt printer
References
Price level Inherit

Settings
☐ Inherits settings
☒ Visible in app
☒ Price incl. VAT
☐ Pop-up of new order text
☐ Use take away number
☐ Automatically log out after ticket
☐ Automatic ticket printing
☒ Digital receipt ⓘ
Identification
Your reference 1
ID 1

Cancel
Save



To save your changes, click on **Save**,

DISH POS v3.80.0

<< Minimise menu

Dashboard

Products

Finance

General

General

Production stations

Facilities

Cash stores

Printers

App links

Table map

Users

User groups

POS devices

Courses

Customers

Currency

Turnover categories

Customer displays

Translations

Packaging profiles

Edit point of sale

Point of sale

Menu

Point of sale

Name\*
 (V) Demo DE Video

Parent\*
 None

Numbers / Description

Receipt printer

References

Price level
 Inherit

Settings

☐ Inherits settings
 ☒ Visible in app
 ☒ Price incl. VAT
 ☐ Pop-up of new order text
 ☐ Use take away number
 ☐ Automatically log out after ticket
 ☐ Automatic ticket printing
 ☒ Digital receipt ⓘ

Identification

Your reference
 1

ID
 1

Cancel

Save



Next, go to the sub-menu **General**.

**DISH POS** v3.80.0 (V) Demo DE Video Dish Support dish\_de\_video@dish.digital

<< Minimise menu

- Dashboard
- Products
- Finance
- General**
- Production stations
- Facilities**
- Cash stores
- Printers
- App links
- Table map
- Users
- User groups
- POS devices
- Courses
- Customers
- Currency
- Turnover categories
- Customer displays
- Translations
- Packaging profiles

**Facilities**

Warning: If you order by QR code via the CMS, be aware that QR codes are associated with points of sale. The QR codes created cannot be reallocated to another point of sale.

**Facilities**

(V) Demo DE Video




Click on the **edit icon** next to your store.

DISH POS v3.80.0
(V) Demo DE Video ⓘ
Dish Support
dish\_de\_video@dish.digital

<< Minimise menu
Dashboard
Products
Finance
General
General
Production stations
Facilities
Cash stores
Printers
App links
Table map
Users
User groups
POS devices
Courses
Customers
Currency
Turnover categories
Customer displays
Translations
Packaging profiles

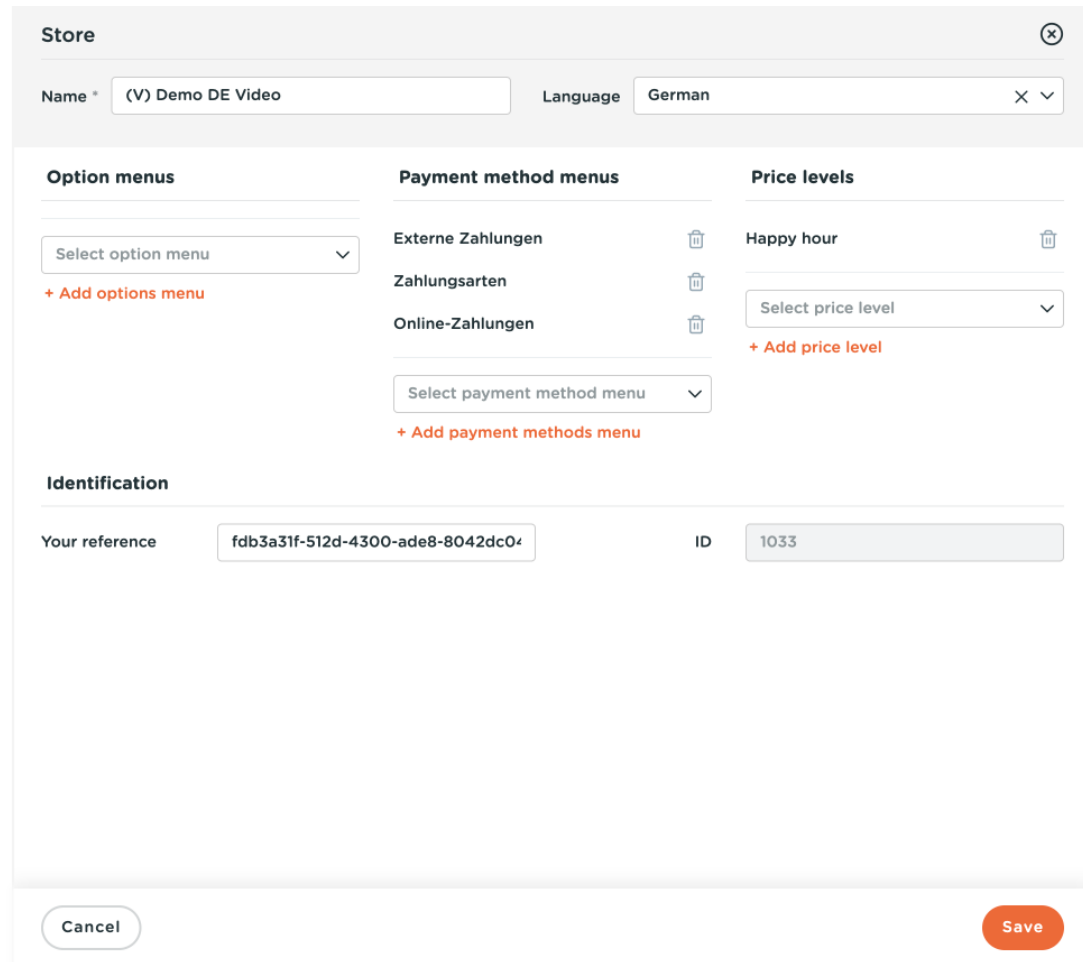
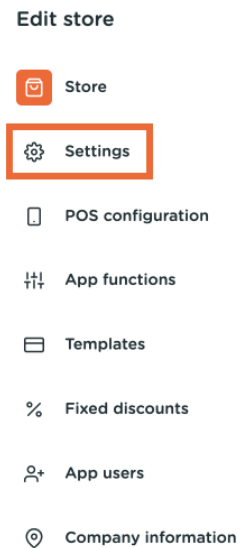
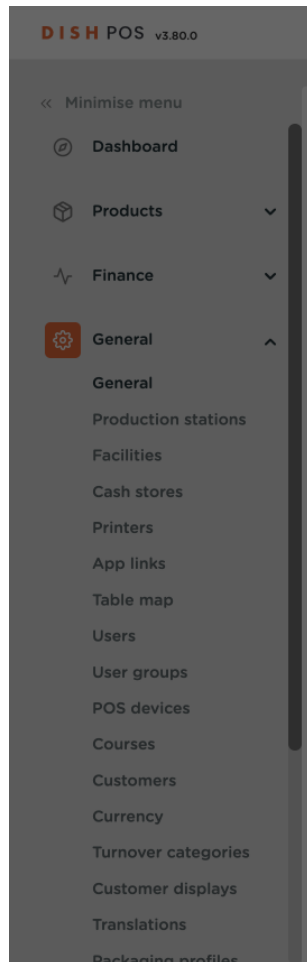
### Stores

SEND

Name	Current version	Update status	Send status	Last transmission
 (V) Demo DE Video	v3s220b1	● Up to date	✓	2024-11-11 17:46



Afterwards, click on **Settings**.





Here, you can upload a logo by clicking on **browse** under **Logo for digital receipt**.

**DISH POS v3.80.0**

**Edit store**

- Store
- Settings**
- POS configuration
- App functions
- Templates
- Fixed discounts
- App users
- Company information

**Settings**

Name \* (V) Demo DE Video Language German

☐ Reset daily stock

**Production ticket settings**

Shared product details Producti... ▼

**DISH POS payment QR ticket settings**

Check the box below to print a DISH POS payment QR ticket with every first round of the order.

☒ Print first round QR

Printer selection ☒ POS device printer ☐ Fixed printer

Time 2 table colour change \* 10

**Ticket footer**

**Ticket overview footer**

**Logo for digital receipt**

Files supported: .png, .jpg, .jpeg, .svg (max 1 MB)  
Drop your file here or **browse**

Juan.png 5.6 KB

Cancel Save



Once your logo is uploaded, click on **Save**.

**DISH POS v3.80.0**

<< Minimise menu

- Dashboard
- Products
- Finance
- General**
  - General
  - Production stations
  - Facilities
  - Cash stores
  - Printers
  - App links
  - Table map
  - Users
  - User groups
  - POS devices
  - Courses
  - Customers
  - Currency
  - Turnover categories
  - Customer displays
  - Translations
  - Packaging profiles

**Edit store**

- Store
- Settings**
- POS configuration
- App functions
- Templates
- Fixed discounts
- App users
- Company information

**Settings**

Name \* (V) Demo DE Video Language German

**General**

☒ Uses cash drawer shifts

☐ Keep the order visible after closing

☐ Reset daily stock

**Production ticket settings**

Shared product details Producti... ▼

**DISH POS payment QR ticket settings**

Check the box below to print a DISH POS payment QR ticket with every first round of the order.

☒ Print first round QR

Printer selection ☒ POS device printer ☐ Fixed printer

**Ticket settings**

Ticket header

Ticket footer

Ticket overview footer

**Logo for digital receipt**

Files supported: .png, .jpg, .jpeg, .svg (max 1 MB)

Drop your file here or [browse](#)

**Facility Settings**

Time 1 table colour change \* 5

Time 2 table colour change \* 10

Cancel Save




To send your changes, click on **Send**.

DISH POS v3.80.0

(V) Demo DE Video ⓘ

Dish Support


dish\_de\_video@dish.digital

<< Minimise menu

Dashboard

Products

Finance

General

General

Production stations

Facilities

Cash stores

Printers

App links

Table map

Users

User groups

POS devices

Courses

Customers

Currency

Turnover categories


Customer displays

Translations

Packaging profiles

Stores

SEND


Name	Current version	Update status	Send status	Last transmission
 (V) Demo DE Video	v3s220b1	● Up to date	✓	2024-11-11 17:46




That's it, and now you know how to activate the digital receipt and upload its logo.

DISH POS v3.80.0

(V) Demo DE Video ⓘ

 Dish Support


 dish\_de\_video@dish.digital ▾

<< Minimise menu
 

Dashboard

Products ▾

Finance ▾

 General ▴
 

General

Production stations

Facilities

Cash stores

Printers

App links

Table map

Users

User groups

POS devices

Courses

Customers

Currency

Turnover categories


Customer displays

Translations

Packaging profiles

Stores

SEND

Name	Current version	Update status	Send status	Last transmission
 (V) Demo DE Video	v3s220b1	● Up to date	✓	2024-11-18 08:50



Scan to go to the interactive player