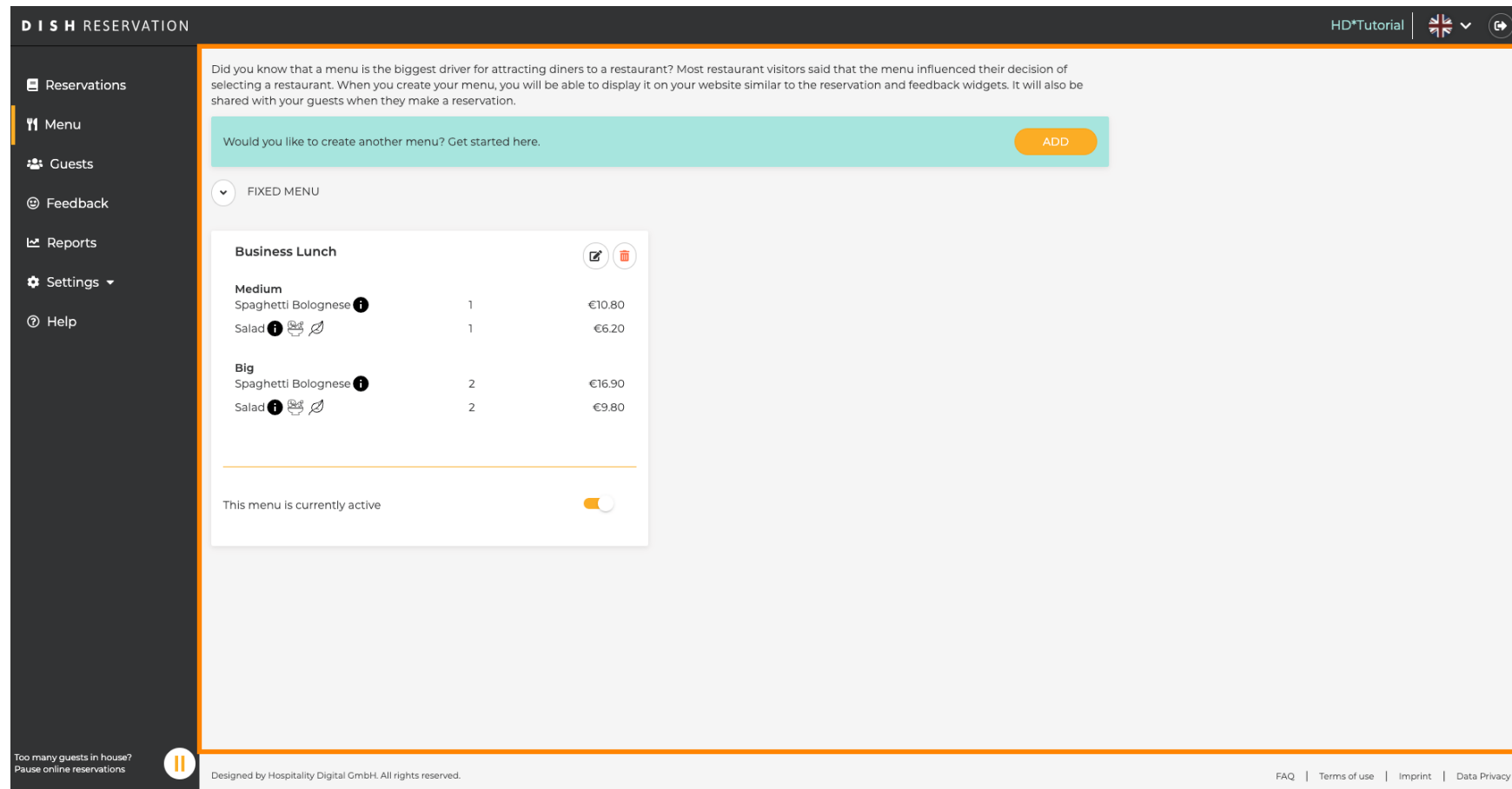




Nyní se nacházíte v **administrátorském panelu** v sekci **Menu** . Zde můžete vytvářet a upravovat existující menu.



The screenshot shows the 'Menu' section of the DISH Reservation Admin Panel. The interface includes a sidebar with navigation options: Reservations, Menu (selected), Guests, Feedback, Reports, Settings, and Help. The main content area features a teal banner with the text 'Would you like to create another menu? Get started here.' and an 'ADD' button. Below this is a 'FIXED MENU' section with a dropdown arrow. The menu items are displayed in a table:

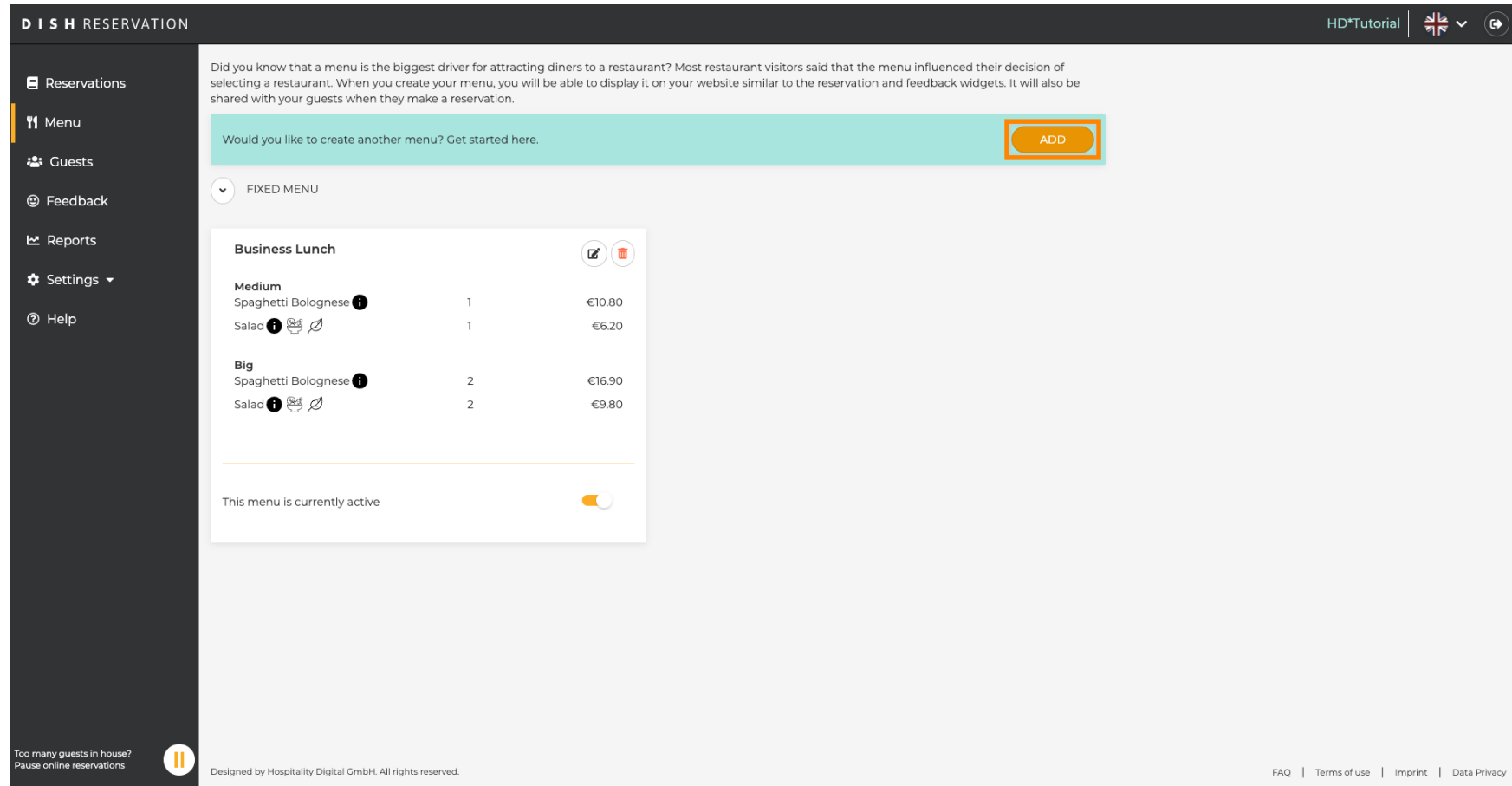
Business Lunch		
<b>Medium</b>		
Spaghetti Bolognese	1	€10.80
Salad	1	€6.20
<b>Big</b>		
Spaghetti Bolognese	2	€16.90
Salad	2	€9.80



At the bottom of the menu card, there is a toggle switch labeled 'This menu is currently active' which is currently turned on.

Footer information: 'Too many guests in house? Pause online reservations' (with a pause icon), 'Designed by Hospitality Digital GmbH. All rights reserved.', and 'FAQ | Terms of use | Imprint | Data Privacy'.



Kliknutím na tlačítko **Přidat** přidáte novou nabídku.





**DISH RESERVATION** HD\*Tutorial  









Reservations  
**Menu**  
 Guests  
 Feedback  
 Reports  
 Settings ▾  
 Help

Did you know that a menu is the biggest driver for attracting diners to a restaurant? Most restaurant visitors said that the menu influenced their decision of selecting a restaurant. When you create your menu, you will be able to display it on your website similar to the reservation and feedback widgets. It will also be shared with your guests when they make a reservation.


Would you like to create another menu? Get started here. [ADD](#)

FIXED MENU

**Business Lunch**  

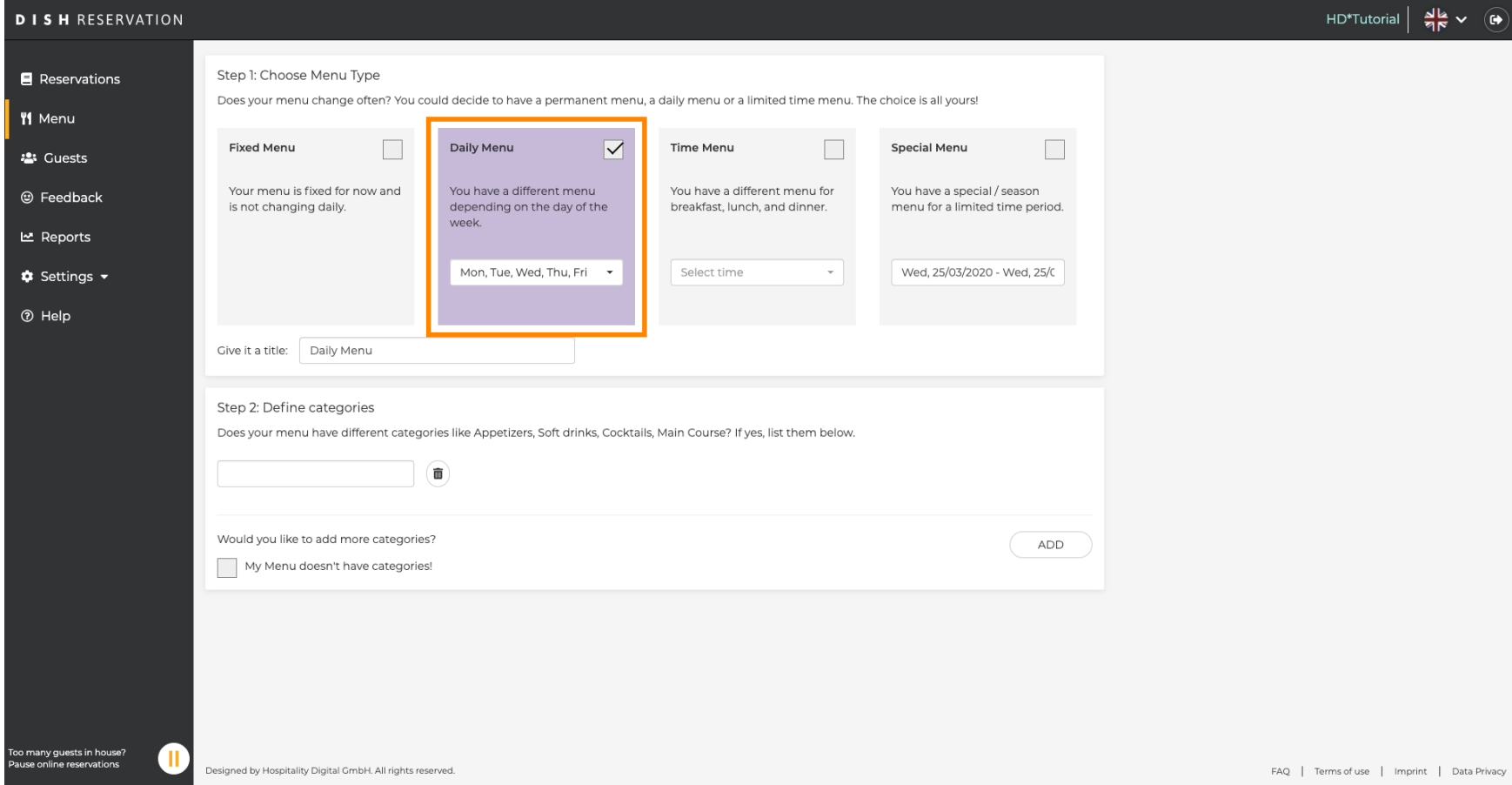
<b>Medium</b>		
Spaghetti Bolognese 	1	€10.80
Salad   	1	€6.20
<b>Big</b>		
Spaghetti Bolognese 	2	€16.90
Salad   	2	€9.80

This menu is currently active

Too many guests in house?  Pause online reservations

Designed by Hospitality Digital GmbH. All rights reserved. FAQ | Terms of use | Imprint | Data Privacy

 Klikněte na **Denní menu** pro jeho přidání a **vyberte dny**, pro které menu platí.



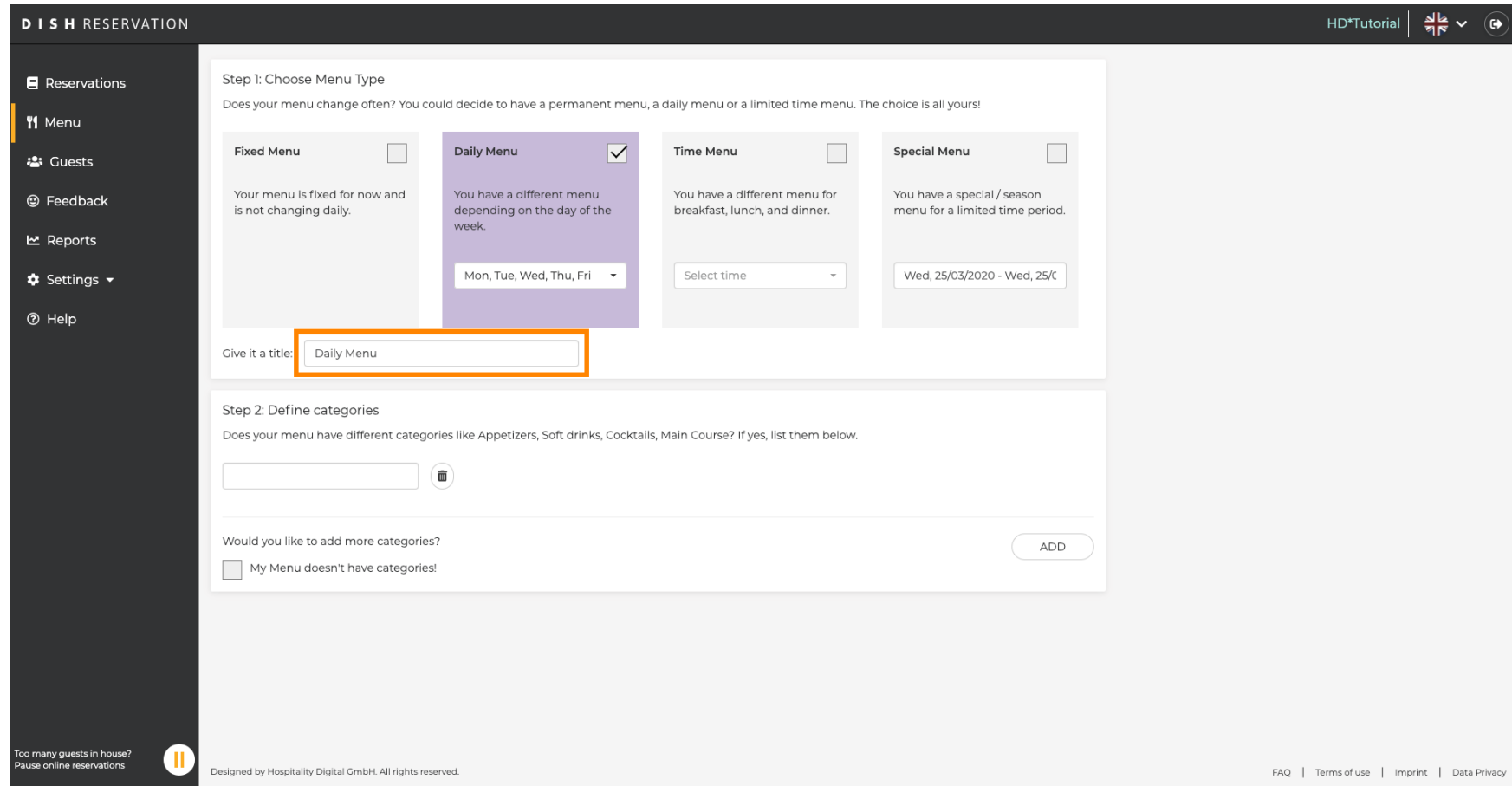
The screenshot displays the 'DISH RESERVATION' administrative interface. On the left is a dark sidebar with navigation options: Reservations, Menu, Guests, Feedback, Reports, Settings, and Help. The main content area is titled 'Step 1: Choose Menu Type' and asks, 'Does your menu change often? You could decide to have a permanent menu, a daily menu or a limited time menu. The choice is all yours!'. There are four menu type options, each with a checkbox and a description:

- Fixed Menu** (checkbox unchecked): Your menu is fixed for now and is not changing daily.
- Daily Menu** (checkbox checked, highlighted with an orange border): You have a different menu depending on the day of the week. Below this option is a dropdown menu showing 'Mon, Tue, Wed, Thu, Fri'.
- Time Menu** (checkbox unchecked): You have a different menu for breakfast, lunch, and dinner. Below this option is a 'Select time' dropdown.
- Special Menu** (checkbox unchecked): You have a special / season menu for a limited time period. Below this option is a date range field showing 'Wed, 25/03/2020 - Wed, 25/03/2020'.

Below the menu type options is a text input field labeled 'Give it a title:' with the text 'Daily Menu' entered. The next section is 'Step 2: Define categories', which asks, 'Does your menu have different categories like Appetizers, Soft drinks, Cocktails, Main Course? If yes, list them below.' There is an empty text input field with a trash icon to its right. Below this is a question 'Would you like to add more categories?' with an 'ADD' button. At the bottom left, there is a notification: 'Too many guests in house? Pause online reservations' with a pause icon. At the bottom right, there are links for 'FAQ', 'Terms of use', 'Imprint', and 'Data Privacy'. The footer text reads 'Designed by Hospitality Digital GmbH. All rights reserved.'



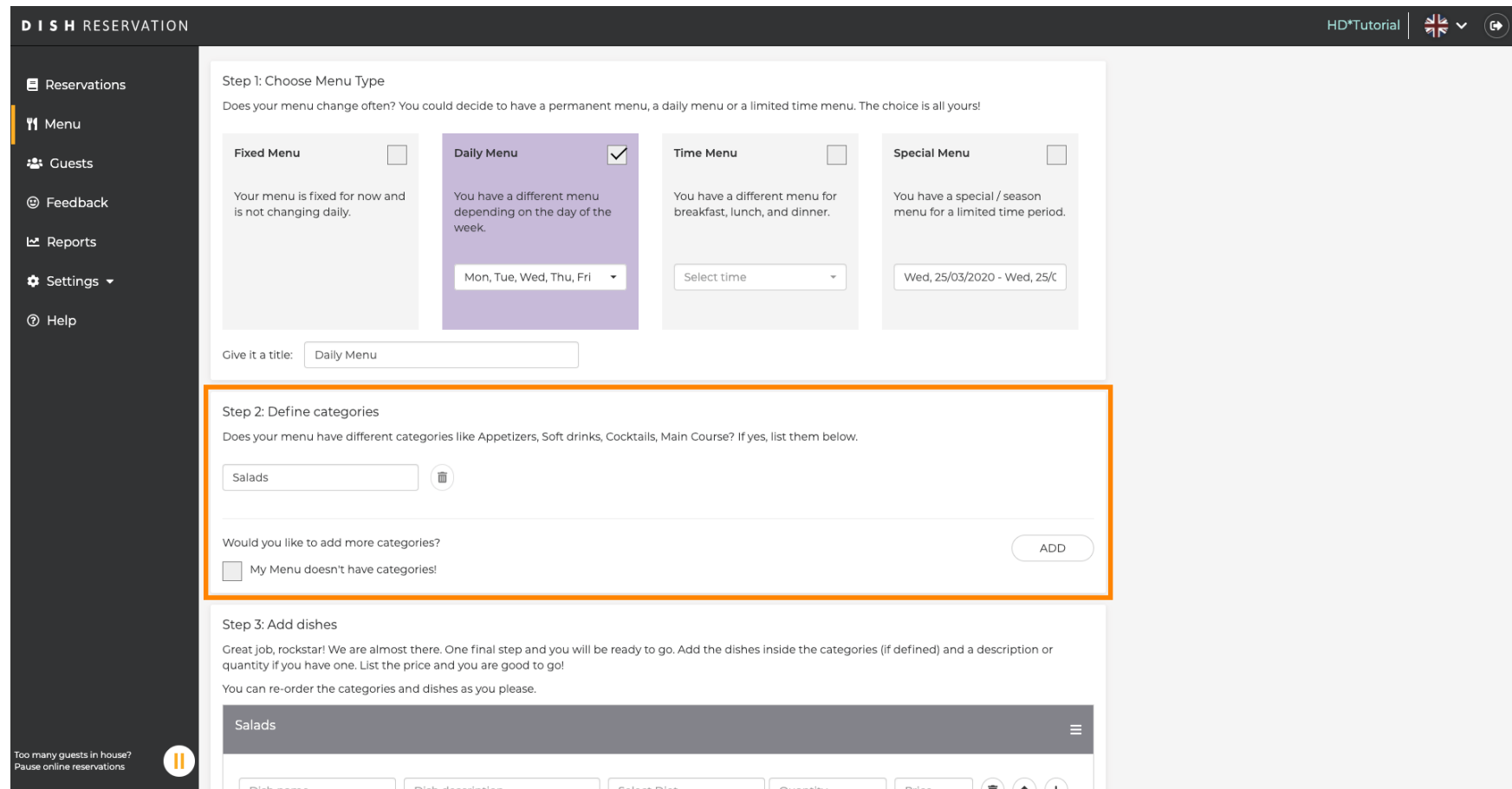
A poté zadejte **název** nového menu.





The screenshot shows the 'DISH RESERVATION' administrative interface. On the left is a dark sidebar with navigation options: Reservations, Menu, Guests, Feedback, Reports, Settings, and Help. The main content area is titled 'Step 1: Choose Menu Type' and asks 'Does your menu change often? You could decide to have a permanent menu, a daily menu or a limited time menu. The choice is all yours!'. There are four menu type options: Fixed Menu, Daily Menu (selected), Time Menu, and Special Menu. Each option has a checkbox and a brief description. Below the 'Daily Menu' option, a dropdown menu shows 'Mon, Tue, Wed, Thu, Fri'. A text input field labeled 'Give it a title:' contains 'Daily Menu' and is highlighted with an orange border. Below this is 'Step 2: Define categories', which asks 'Does your menu have different categories like Appetizers, Soft drinks, Cocktails, Main Course? If yes, list them below.' and includes a text input field with a trash icon, a question 'Would you like to add more categories?' with an 'ADD' button, and a checkbox for 'My Menu doesn't have categories!'. At the bottom left, there is a notification: 'Too many guests in house? Pause online reservations'. At the bottom right, there are links for 'FAQ', 'Terms of use', 'Imprint', and 'Data Privacy'. The footer text reads 'Designed by Hospitality Digital GmbH. All rights reserved.'



V části **Definovat kategorie** lze do nové nabídky přidat více kategorií. **Poznámka: Pokud nabídka nepatří do žádné kategorie, klikněte na „Moje nabídka neobsahuje kategorie!“.**



**DISH RESERVATION** HD\*Tutorial |  

**Reservations**  
**Menu**  
 Guests  
 Feedback  
 Reports  
 Settings  
 Help

**Step 1: Choose Menu Type**  
 Does your menu change often? You could decide to have a permanent menu, a daily menu or a limited time menu. The choice is all yours!

**Fixed Menu**  
 Your menu is fixed for now and is not changing daily.


**Daily Menu**  
 You have a different menu depending on the day of the week.  
 Mon, Tue, Wed, Thu, Fri

**Time Menu**  
 You have a different menu for breakfast, lunch, and dinner.  
 Select time

**Special Menu**  
 You have a special / season menu for a limited time period.  
 Wed, 25/03/2020 - Wed, 25/3

Give it a title:

**Step 2: Define categories**  
 Does your menu have different categories like Appetizers, Soft drinks, Cocktails, Main Course? If yes, list them below.







Would you like to add more categories?

My Menu doesn't have categories!

**Step 3: Add dishes**  
 Great job, rockstar! We are almost there. One final step and you will be ready to go. Add the dishes inside the categories (if defined) and a description or quantity if you have one. List the price and you are good to go!  
 You can re-order the categories and dishes as you please.

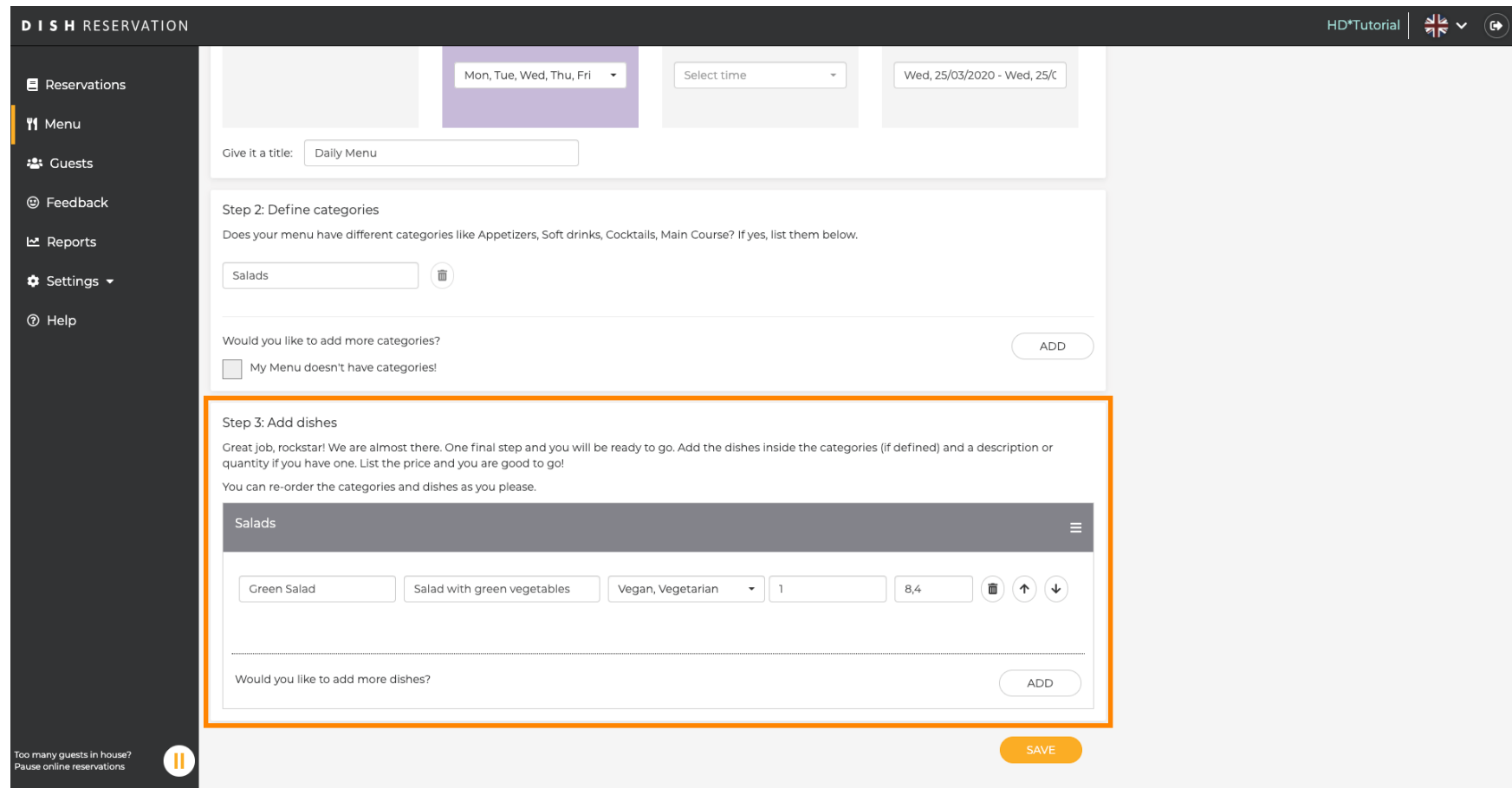
**Salads**



Dish name	Dish description	Select Diet	Quantity	Price			

Too many guests in house?  Pause online reservations



V části **Přidat jídla** přidáte jídla do nového menu. Zadejte následující informace: název jídla, popis jídla, dietu, množství a cenu.




**DISH RESERVATION** HD\*Tutorial  

Reservations | **Menu** | Guests | Feedback | Reports | Settings | Help

Mon, Tue, Wed, Thu, Fri | Select time | Wed, 25/03/2020 - Wed, 25/3

Give it a title:


**Step 2: Define categories**  
Does your menu have different categories like Appetizers, Soft drinks, Cocktails, Main Course? If yes, list them below.






Would you like to add more categories?


My Menu doesn't have categories!

**Step 3: Add dishes**  
Great job, rockstar! We are almost there. One final step and you will be ready to go. Add the dishes inside the categories (if defined) and a description or quantity if you have one. List the price and you are good to go!  
You can re-order the categories and dishes as you please.

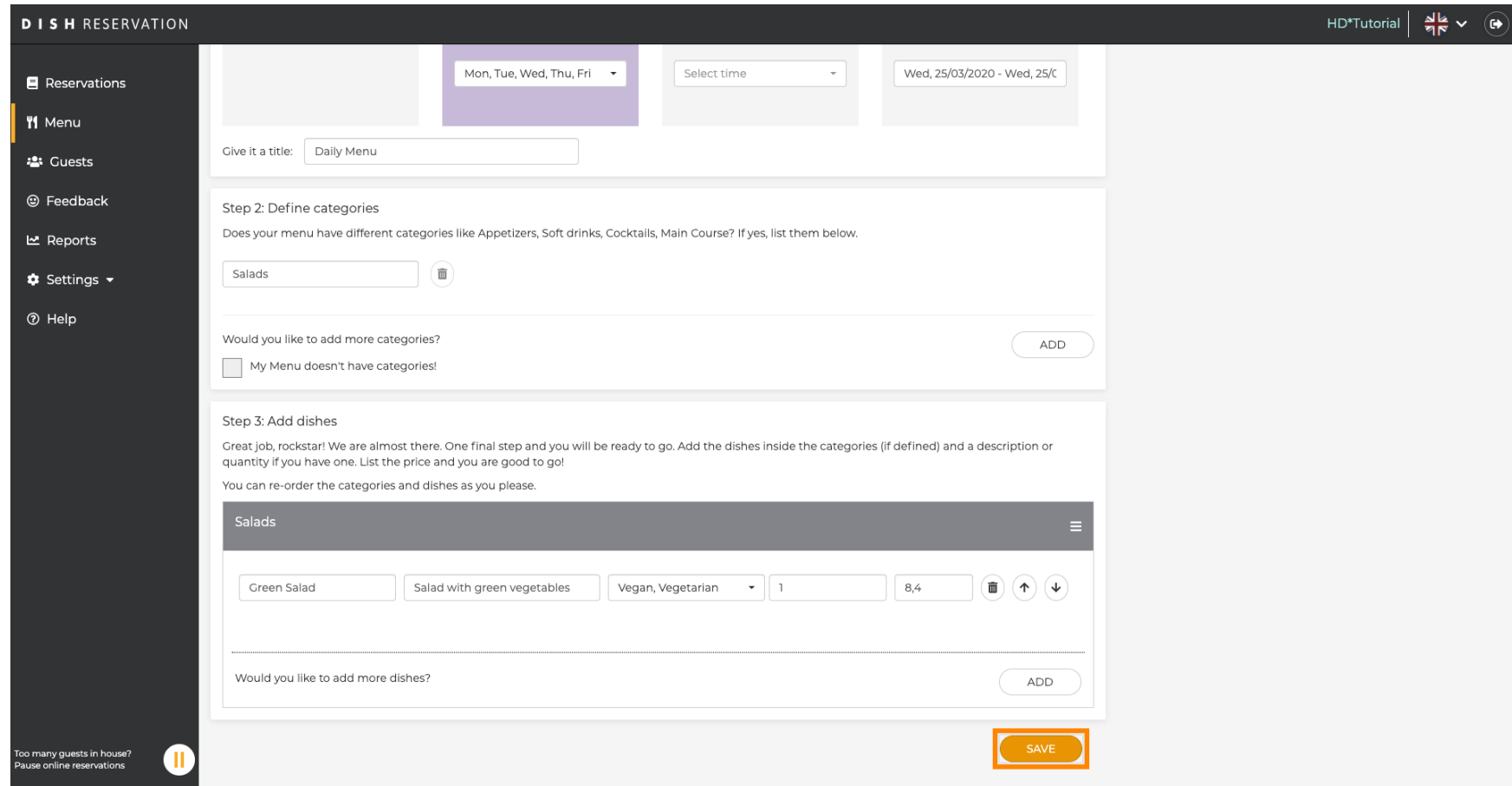
**Salads** 

<input type="text" value="Green Salad"/>	<input type="text" value="Salad with green vegetables"/>	<input type="text" value="Vegan, Vegetarian"/>	<input type="text" value="1"/>	<input type="text" value="8,4"/>			
--	--	--	--------------------------------	----------------------------------	---	---	---

Would you like to add more dishes?

Too many guests in house?  Pause online reservations

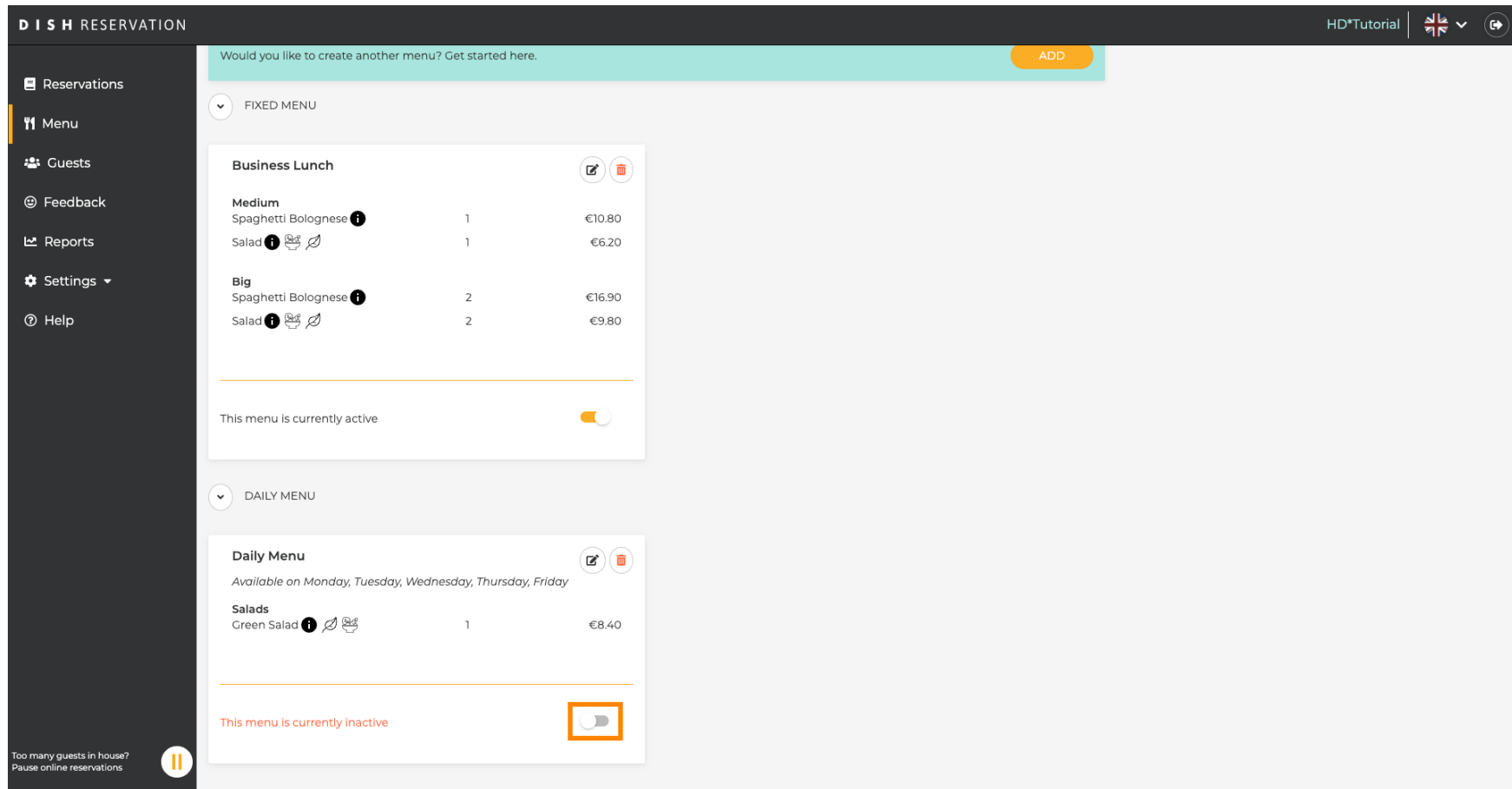
Chcete-li publikovat nový jídelní lístek, klikněte na **ULOŽIT**.



The screenshot shows the 'DISH RESERVATION' administrative interface. The top navigation bar includes 'HD\*Tutorial', a language selector (UK flag), and a refresh icon. The left sidebar contains menu items: Reservations, Menu (highlighted), Guests, Feedback, Reports, Settings, and Help. The main content area is titled 'DISH RESERVATION' and shows the 'Add daily menu' process. At the top, there are filters for days of the week (Mon, Tue, Wed, Thu, Fri), a 'Select time' dropdown, and a date range (Wed, 25/03/2020 - Wed, 25/03/2020). Below this, a text input field is labeled 'Give it a title:' with the value 'Daily Menu'. The next section is 'Step 2: Define categories', which asks if the menu has different categories like Appetizers, Soft drinks, Cocktails, Main Course, etc. A text input field contains 'Salads' with a trash icon. Below this, there is a question 'Would you like to add more categories?' with an 'ADD' button and a checkbox for 'My Menu doesn't have categories!'. The next section is 'Step 3: Add dishes', which provides instructions and a note that categories and dishes can be re-ordered. A table-like interface shows a category 'Salads' with a list of dishes. The first dish is 'Green Salad' with a description 'Salad with green vegetables', a dropdown for 'Vegan, Vegetarian', a quantity of '1', and a price of '8,4'. There are trash, up, and down arrow icons for each dish. Below the table, there is another question 'Would you like to add more dishes?' with an 'ADD' button. At the bottom right, there is a prominent orange 'SAVE' button. In the bottom left corner, there is a notification: 'Too many guests in house? Pause online reservations' with a pause icon.



Vždy se můžete rozhodnout, zda menu aktivovat nebo deaktivovat, což má za následek, zda se hostům zobrazí, či nikoli. K tomu jednoduše použijte **posuvník** v menu.



The screenshot shows the DISH Reservation administrative interface. On the left is a dark sidebar with navigation options: Reservations, Menu, Guests, Feedback, Reports, Settings, and Help. The main content area is titled 'DISH RESERVATION' and includes a user profile 'HD\*Tutorial' and a language selector (UK flag). A teal banner at the top asks 'Would you like to create another menu? Get started here.' with an 'ADD' button.

Under the 'FIXED MENU' section, there is a 'Business Lunch' menu card. It lists two options:

Item	Quantity	Price
Medium Spaghetti Bolognese	1	€10.80
Salad	1	€6.20
Big Spaghetti Bolognese	2	€16.90
Salad	2	€9.80

Below the items, it states 'This menu is currently active' with a toggle switch that is turned on.

Under the 'DAILY MENU' section, there is a 'Daily Menu' card. It specifies 'Available on Monday, Tuesday, Wednesday, Thursday, Friday' and lists one item:

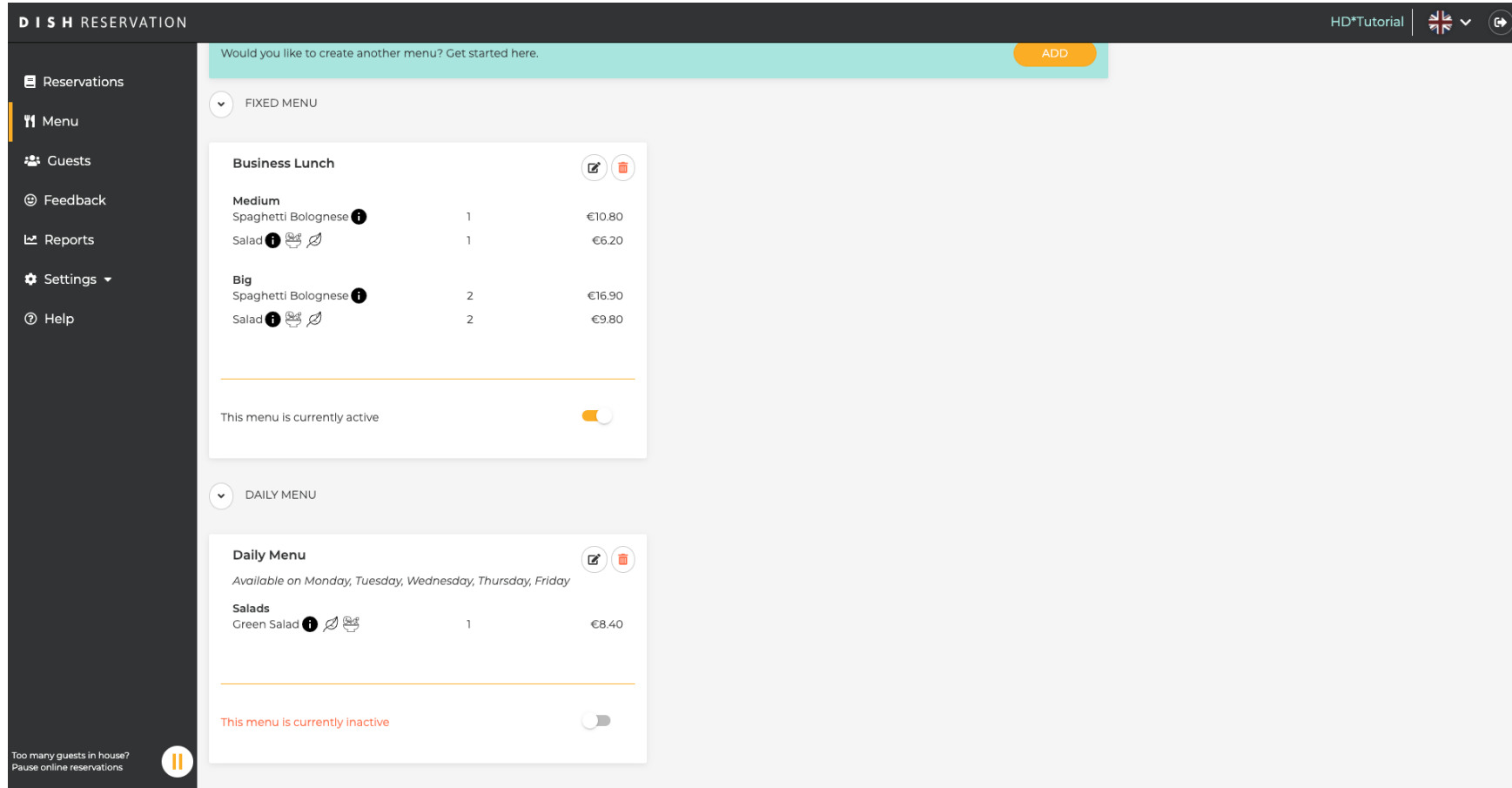
Item	Quantity	Price
Green Salad	1	€8.40

Below the item, it states 'This menu is currently inactive' with a toggle switch that is turned off. This toggle switch is highlighted with an orange square, indicating the feature mentioned in the text.

At the bottom left of the interface, there is a notification: 'Too many guests in house? Pause online reservations' with a pause icon.



 To je vše. Dokončili jste tutoriál a nyní víte, jak přidat denní menu.



The screenshot shows the DISH Reservation administrative interface. At the top, there is a header with the logo and navigation options. A sidebar on the left contains menu items: Reservations, Menu, Guests, Feedback, Reports, Settings, and Help. The main content area displays two menu types: 'FIXED MENU' and 'DAILY MENU'. The 'FIXED MENU' section shows a 'Business Lunch' menu that is currently active, with items like 'Medium Spaghetti Bolognese' and 'Salad'. The 'DAILY MENU' section shows a 'Daily Menu' that is currently inactive, with an item 'Green Salad'. A notification at the bottom left indicates 'Too many guests in house? Pause online reservations'.

**DISH RESERVATION** HD\*Tutorial

Would you like to create another menu? Get started here. ADD

FIXED MENU

**Business Lunch** ✎ 🗑️

<b>Medium</b>			
Spaghetti Bolognese	1		€10.80
Salad	1		€6.20
<b>Big</b>			
Spaghetti Bolognese	2		€16.90
Salad	2		€9.80

This menu is currently active

DAILY MENU

**Daily Menu** ✎ 🗑️

*Available on Monday, Tuesday, Wednesday, Thursday, Friday*

<b>Salads</b>			
Green Salad	1		€8.40

This menu is currently inactive

Too many guests in house?  
Pause online reservations ⏸️



Naskenujte pro přechod do interaktivního přehrávače