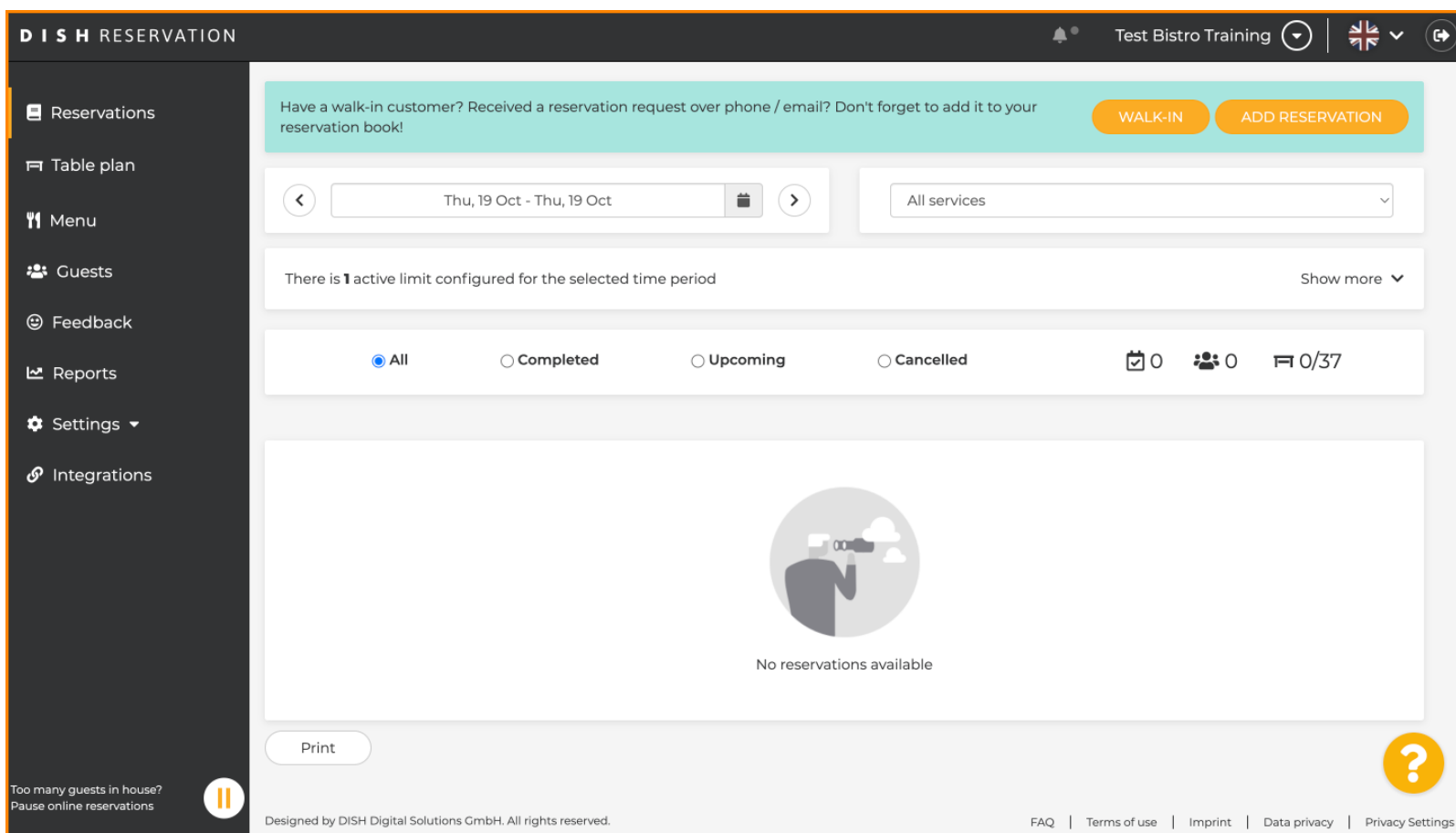


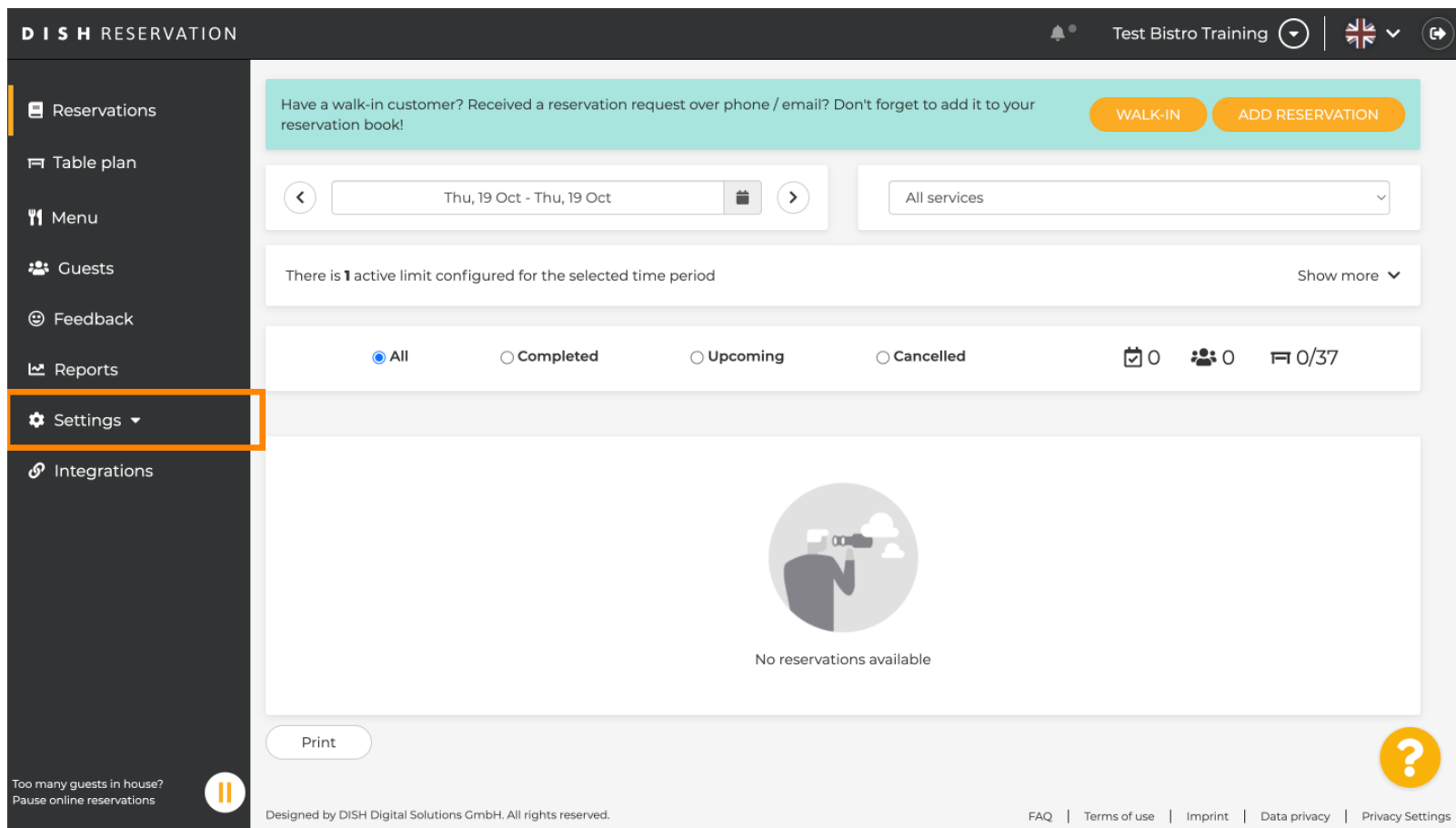


Benvenuti alla dashboard di **DISH Reservation** . In questo tutorial vi mostreremo come cambiare la vostra password.



The screenshot displays the DISH Reservation dashboard interface. On the left is a dark sidebar with navigation links: Reservations, Table plan, Menu, Guests, Feedback, Reports, Settings, and Integrations. The main content area has a dark header with the title 'DISH RESERVATION', a user profile 'Test Bistro Training', a language selector (UK flag), and a refresh icon. Below the header is a light blue banner with a message about walk-in customers and two buttons: 'WALK-IN' and 'ADD RESERVATION'. The main section features a date range selector set to 'Thu, 19 Oct - Thu, 19 Oct', a service filter set to 'All services', and a status summary showing '1 active limit configured for the selected time period'. Below this are filter buttons for 'All', 'Completed', 'Upcoming', and 'Cancelled', along with summary statistics: '0' reservations, '0' guests, and '0/37' tables. A large white box in the center contains an illustration of a person with a magnifying glass and the text 'No reservations available'. At the bottom left is a 'Print' button, and at the bottom right is a yellow help icon with a question mark. The footer includes a status message 'Too many guests in house? Pause online reservations', a copyright notice 'Designed by DISH Digital Solutions GmbH. All rights reserved.', and a row of links: FAQ, Terms of use, Imprint, Data privacy, and Privacy Settings.

Per prima cosa, vai su **Impostazioni** nel menu a sinistra.



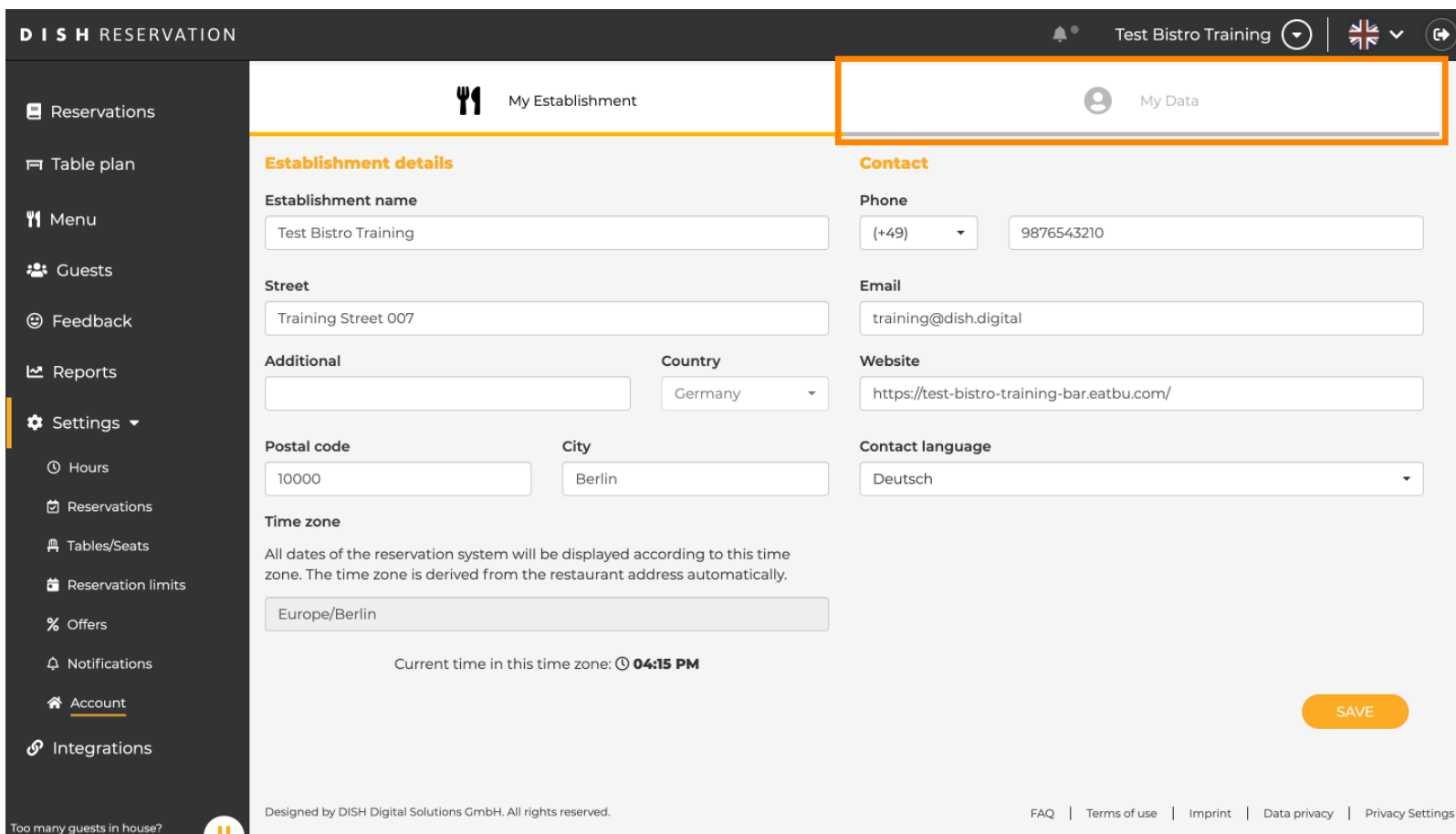
The screenshot displays the DISH RESERVATION web application interface. On the left, a dark sidebar menu contains several options: Reservations, Table plan, Menu, Guests, Feedback, Reports, Settings (highlighted with an orange box), and Integrations. The main content area features a teal banner at the top with a message about walk-in customers and two buttons: WALK-IN and ADD RESERVATION. Below this is a date selector showing 'Thu, 19 Oct - Thu, 19 Oct' and a service filter dropdown set to 'All services'. A message indicates 'There is 1 active limit configured for the selected time period' with a 'Show more' link. A filter bar shows 'All' selected, along with 'Completed', 'Upcoming', and 'Cancelled' options, and summary counts for reservations (0), guests (0), and tables (0/37). The main reservation list is empty, displaying a 'No reservations available' message with an illustration of a person looking through a telescope. At the bottom, there is a 'Print' button, a status message 'Too many guests in house? Pause online reservations' with a pause icon, and a footer with legal links and a copyright notice.



Quindi seleziona **Account**.



Ora ti trovi nella panoramica della tua struttura e dei tuoi dati di contatto. Clicca su **I miei dati** per accedere ai tuoi dati personali.



DISH RESERVATION Test Bistro Training

My Establishment **My Data**

Establishment details

Establishment name: Test Bistro Training

Street: Training Street 007

Additional: Country: Germany

Postal code: 10000 City: Berlin

Time zone: Europe/Berlin

All dates of the reservation system will be displayed according to this time zone. The time zone is derived from the restaurant address automatically.

Current time in this time zone: 04:15 PM

Contact

Phone: (+49) 9876543210

Email: training@dish.digital

Website: https://test-bistro-training-bar.eatbu.com/

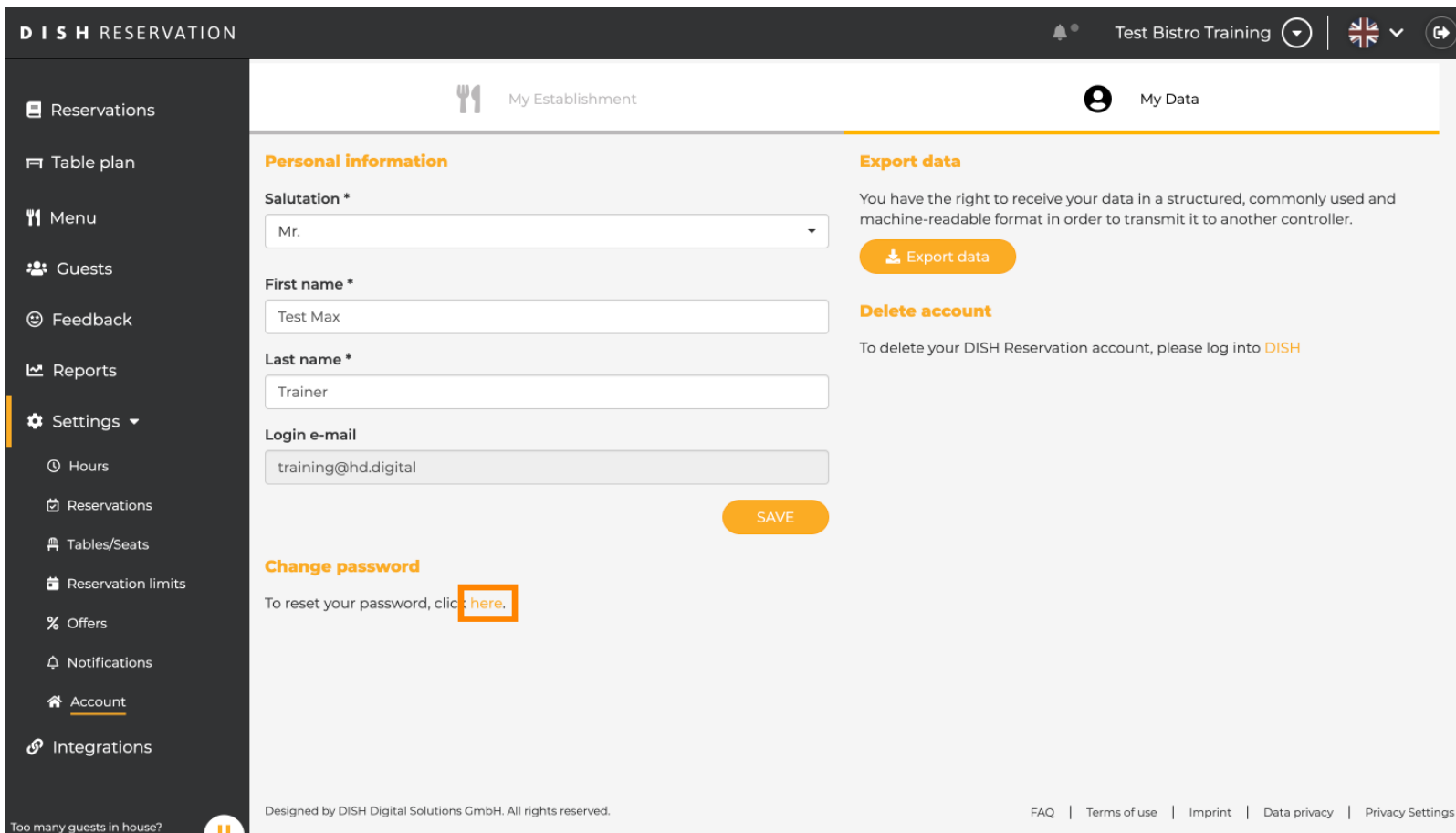
Contact language: Deutsch

SAVE

Designed by DISH Digital Solutions GmbH. All rights reserved.

FAQ | Terms of use | Imprint | Data privacy | Privacy Settings

Per cambiare la password, clicca sul collegamento ipertestuale **qui**.



DISH RESERVATION Test Bistro Training

My Establishment **My Data**

Personal information

Salutation *
Mr.

First name *
Test Max

Last name *
Trainer

Login e-mail
training@hd.digital

Export data
You have the right to receive your data in a structured, commonly used and machine-readable format in order to transmit it to another controller.
[Export data](#)

Delete account
To delete your DISH Reservation account, please log into [DISH](#)

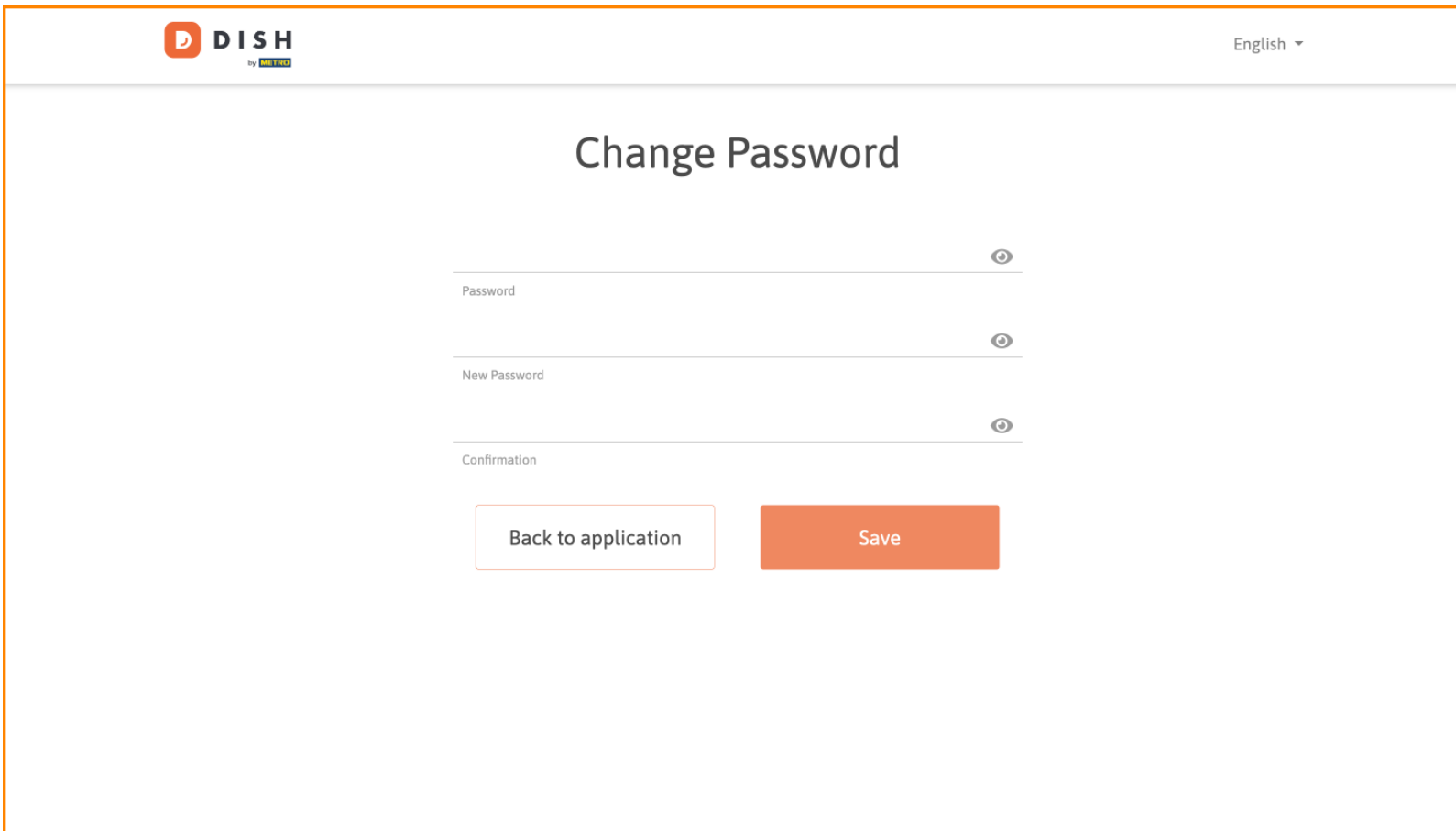
Change password
To reset your password, click [here](#).

[SAVE](#)

Designed by DISH Digital Solutions GmbH. All rights reserved.

FAQ | Terms of use | Imprint | Data privacy | Privacy Settings

 Si aprirà una nuova finestra in cui potrai modificare la tua password.



The screenshot shows a web interface for changing a password. At the top left is the DISH by METRO logo, and at the top right is a language dropdown menu set to 'English'. The main heading is 'Change Password'. Below this are three input fields, each with a toggle icon on the right: 'Password', 'New Password', and 'Confirmation'. At the bottom, there are two buttons: 'Back to application' (outlined) and 'Save' (solid orange).




Devi inserire la tua **password** attuale , la tua **nuova password** e per confermarla nuovamente la nuova password.




English ▾


Change Password



Password



New Password



Confirmation

Back to application

Save




Per applicare la nuova password, fare clic su **Salva**.




English ▾


Change Password

..... 

Password

..... 

New Password

..... 

Confirmation

Back to application

Save



Ecco fatto. Hai completato il tutorial e ora sai come cambiare la tua password.



English ▾

Your password has been updated.

Change Password

.....

👁

Password

👁

New Password

👁

Confirmation

Back to application

Save



Scansiona per andare al lettore interattivo